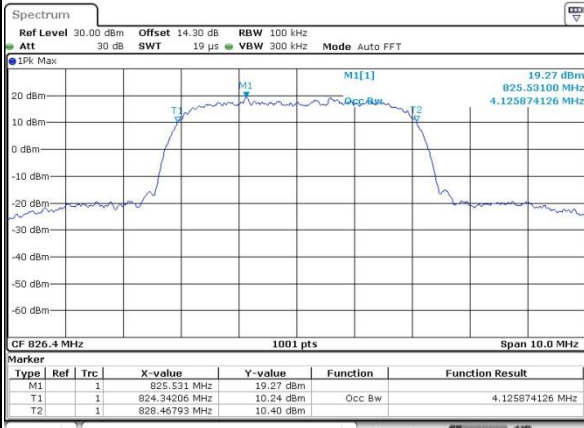




WCDMA Band V (RMC 12.2Kbps)

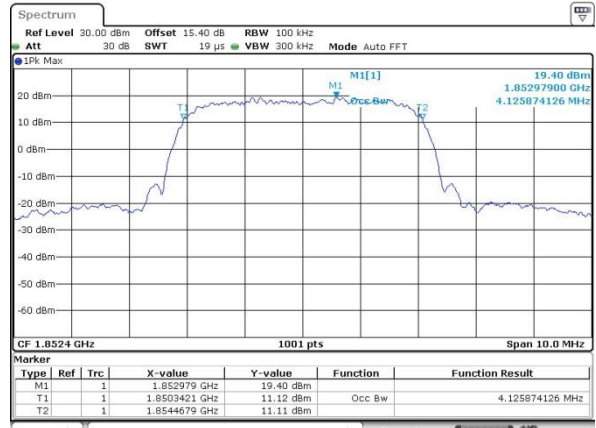
Lowest Channel



Date: 4 DEC 2019 02:55:22

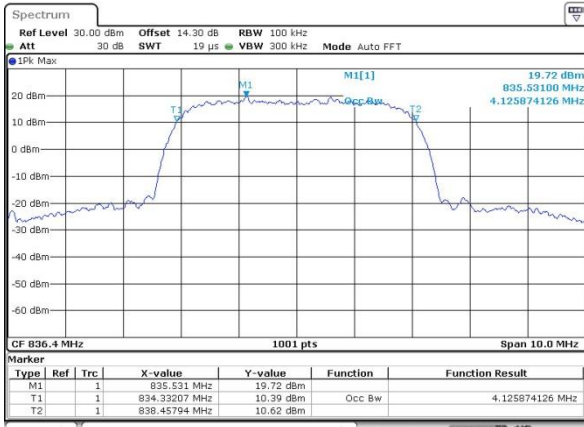
WCDMA Band II (RMC 12.2Kbps)

Lowest Channel



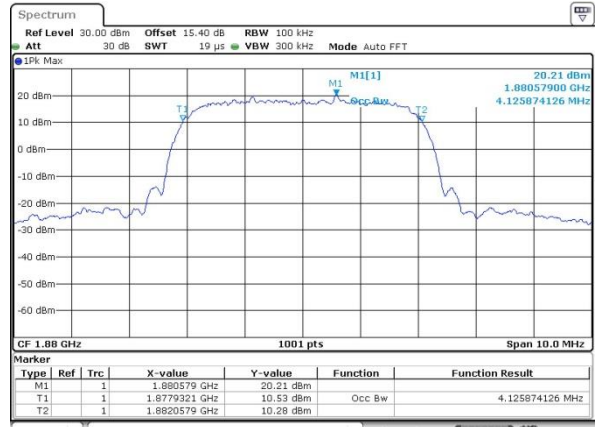
Date: 4 DEC 2019 04:56:38

Middle Channel



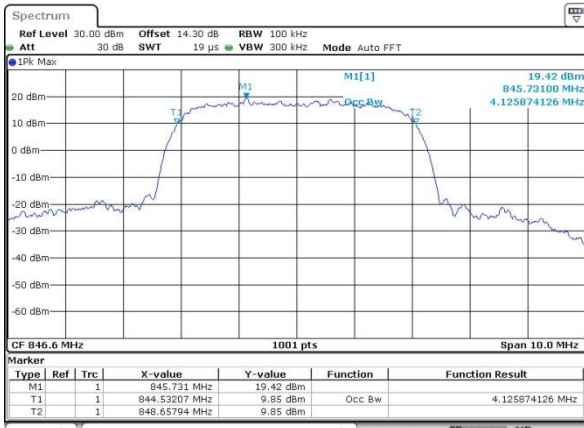
Date: 4 DEC 2019 02:55:54

Middle Channel



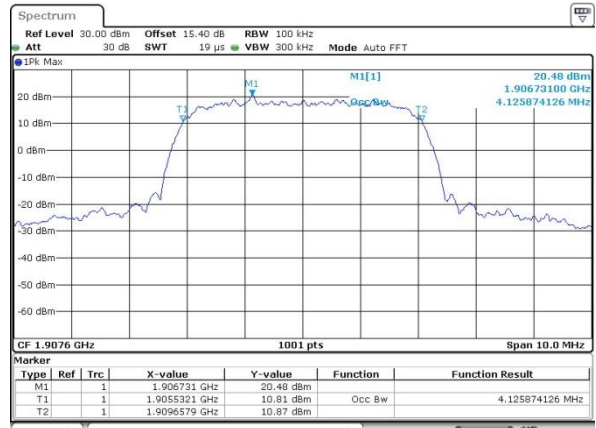
Date: 4 DEC 2019 04:57:11

Highest Channel

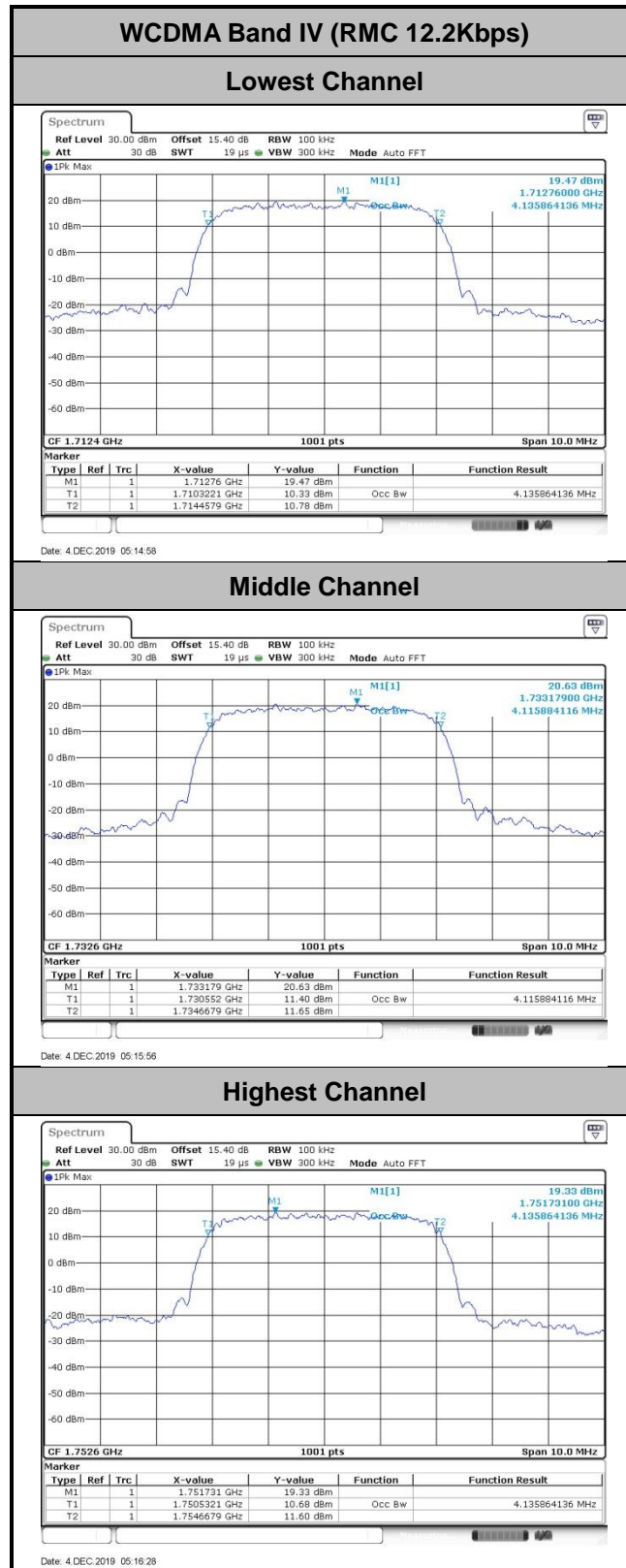


Date: 4 DEC 2019 02:56:26

Highest Channel

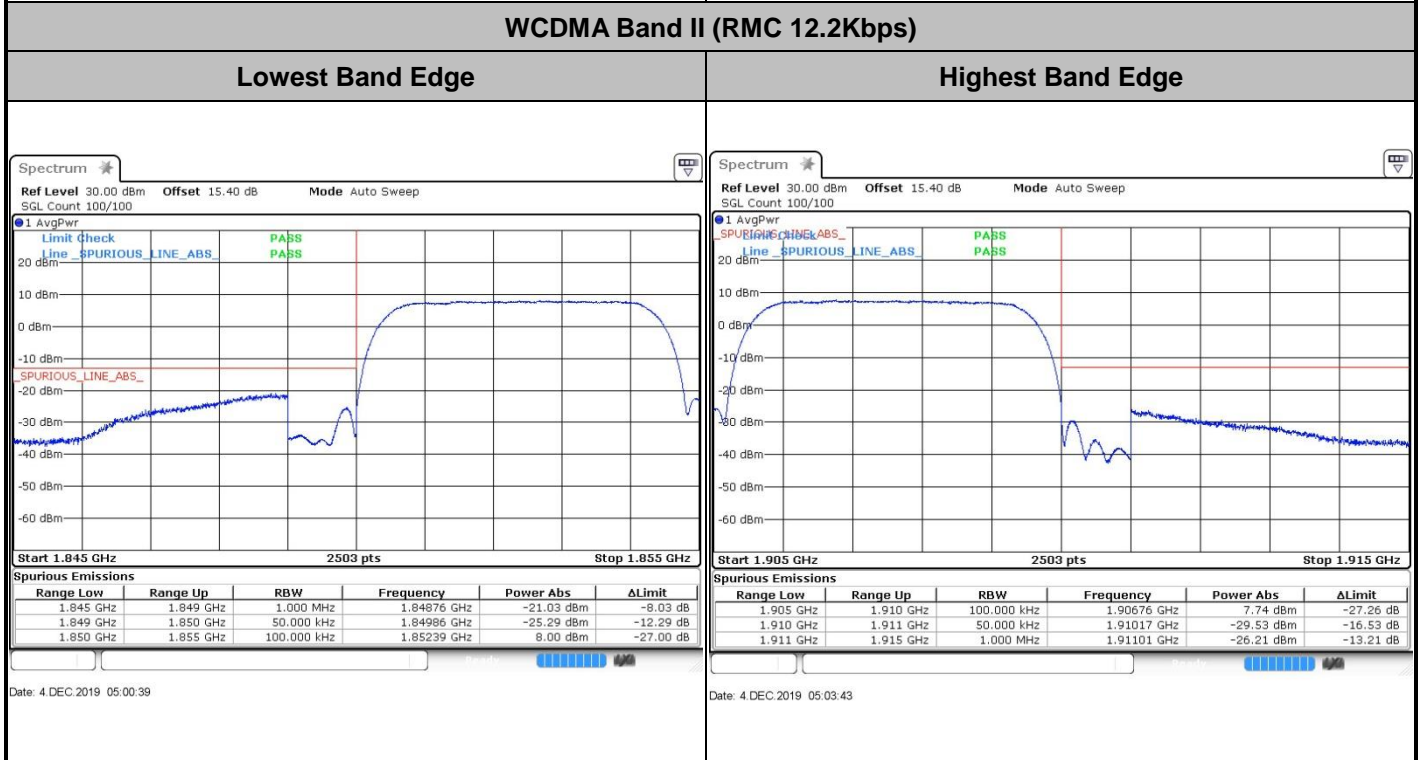
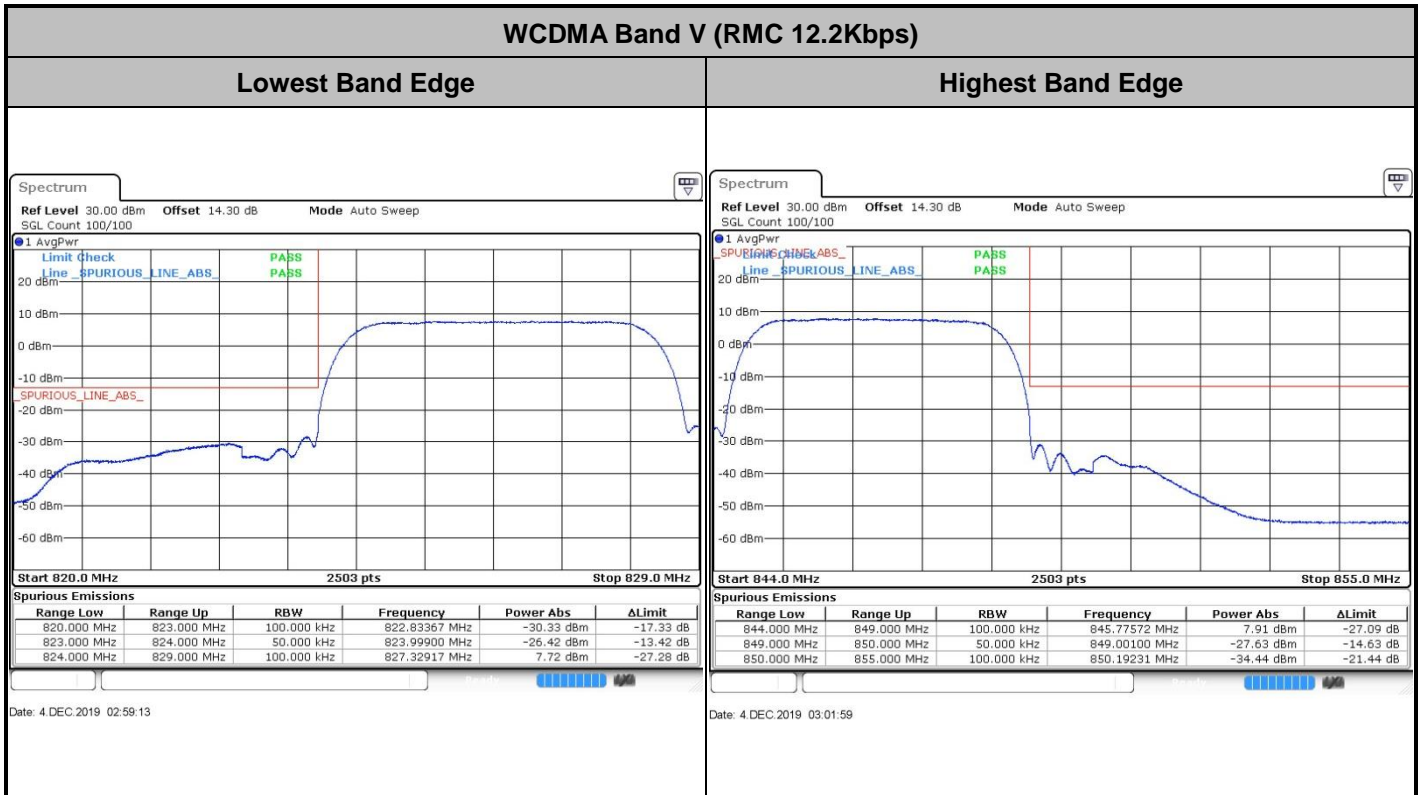


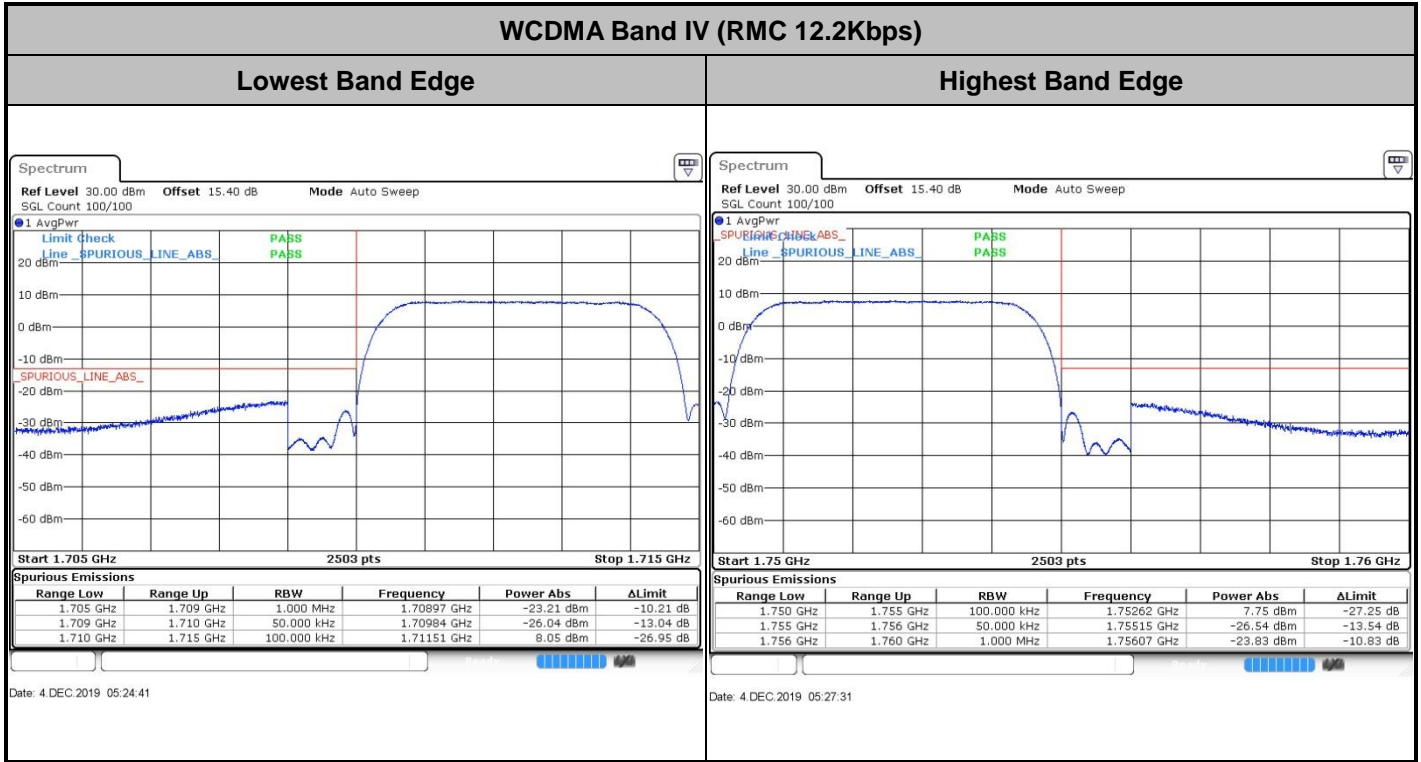
Date: 4 DEC 2019 04:57:44





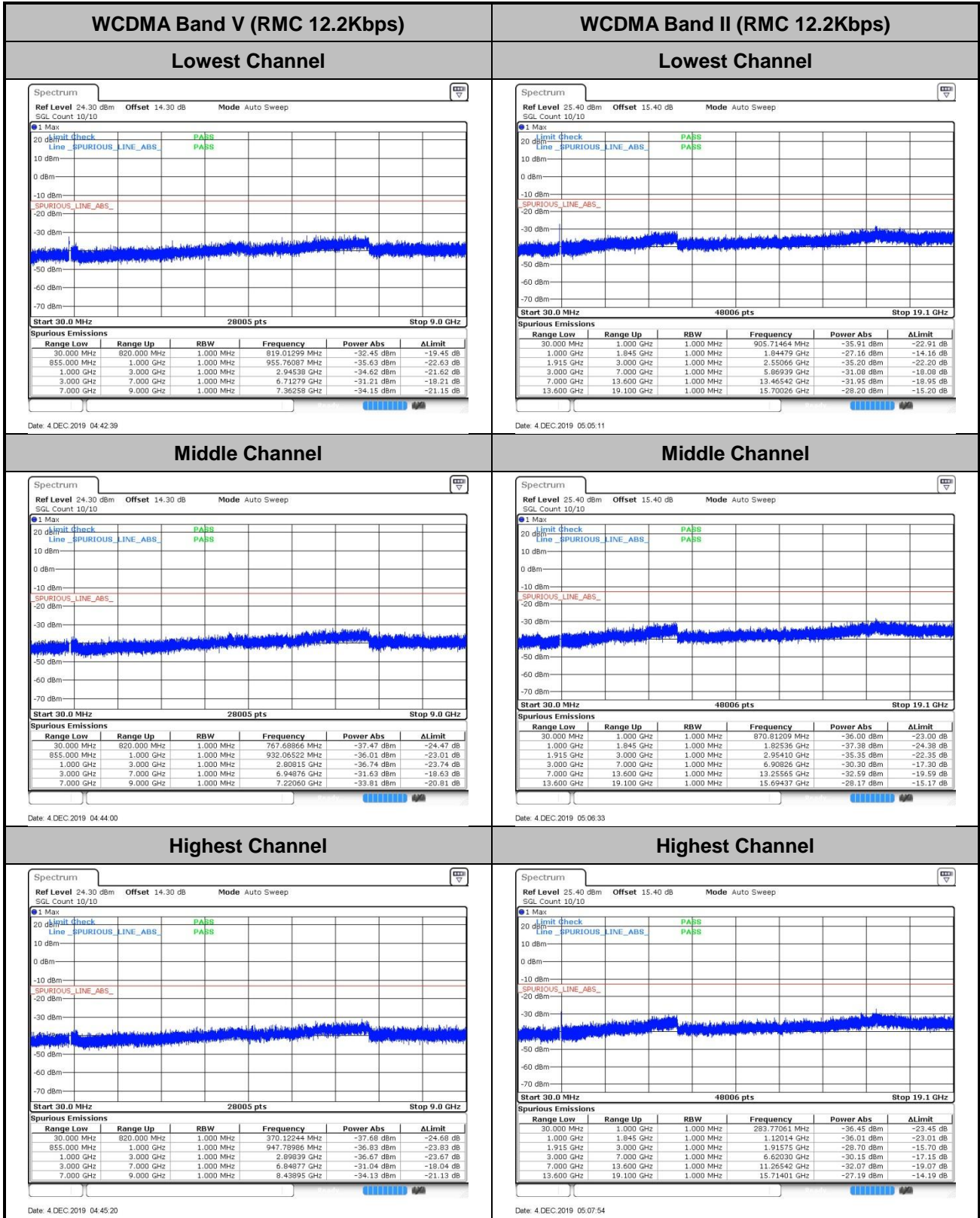
# Conducted Band Edge







# Conducted Spurious Emission

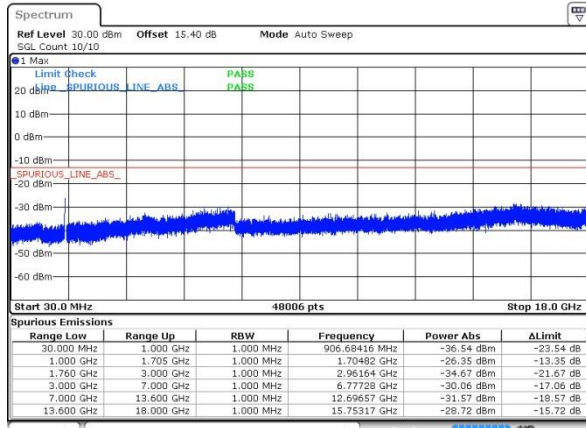






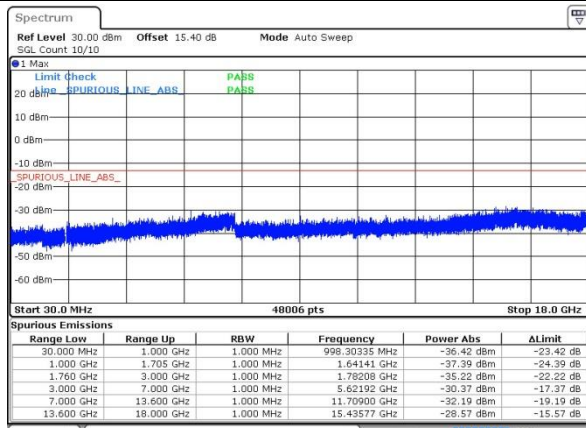
### WCDMA Band IV (RMC 12.2Kbps)

#### Lowest Channel



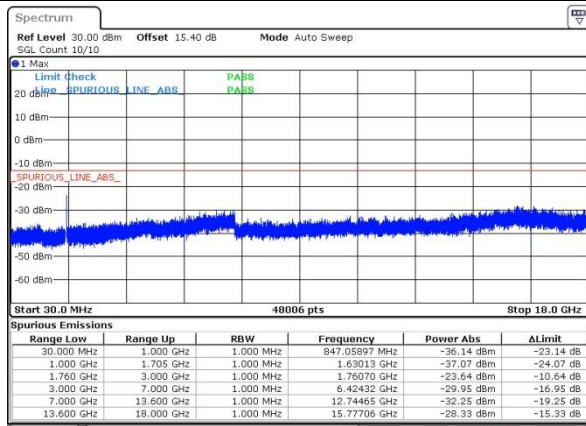
Date: 4 DEC 2019 05:29:15

#### Middle Channel



Date: 4 DEC 2019 05:30:38

#### Highest Channel



Date: 4 DEC 2019 05:31:58



Frequency Stability

Test Conditions	Middle Channel	WCDMA Band V (RMC 12.2KbpsRMC 12.2Kbps)	Limit 2.5ppm
Temperature (°C)	Voltage (Volt)	Deviation (ppm)	Result
50	Normal Voltage	0.0000	PASS
40	Normal Voltage	0.0048	
30	Normal Voltage	0.0036	
20(Ref.)	Normal Voltage	0.0000	
10	Normal Voltage	0.0060	
0	Normal Voltage	0.0108	
-10	Normal Voltage	0.0060	
-20	Normal Voltage	0.0072	
-30	Normal Voltage	0.0012	
20	Maximum Voltage	0.0131	
20	Normal Voltage	0.0024	
20	Battery End Point	0.0084	

Note:

1. Normal Voltage = 3.8V : Battery End Point (BEP) =3.5V. : Maximum Voltage =4.2V



Test Conditions	Middle Channel	WCDMA Band II (RMC 12.2Kbps)	Limit Note 2.
Temperature (°C)	Voltage (Volt)	Deviation (ppm)	Result
50	Normal Voltage	0.0037	PASS
40	Normal Voltage	0.0048	
30	Normal Voltage	0.0011	
20(Ref.)	Normal Voltage	0.0000	
10	Normal Voltage	0.0011	
0	Normal Voltage	0.0011	
-10	Normal Voltage	0.0069	
-20	Normal Voltage	0.0021	
-30	Normal Voltage	0.0048	
20	Maximum Voltage	0.0053	
20	Normal Voltage	0.0005	
20	Battery End Point	0.0064	

**Note:**

- 1. Normal Voltage = 3.8V ; Battery End Point (BEP) =3.5V. ; Maximum Voltage =4.2V
- 2. The frequency fundamental emissions stay within the authorized frequency block based on the frequency deviation measured is small.





Test Conditions	Middle Channel	WCDMA Band IV (RMC 12.2Kbps)	Limit Note 2.
Temperature (°C)	Voltage (Volt)	Deviation (ppm)	Result
50	Normal Voltage	0.0110	PASS
40	Normal Voltage	0.0134	
30	Normal Voltage	0.0146	
20(Ref.)	Normal Voltage	0.0000	
10	Normal Voltage	0.0000	
0	Normal Voltage	0.0158	
-10	Normal Voltage	0.0146	
-20	Normal Voltage	0.0037	
-30	Normal Voltage	0.0122	
20	Maximum Voltage	0.0024	
20	Normal Voltage	0.0110	
20	Battery End Point	0.0171	

**Note:**

1. Normal Voltage = 3.8V ; Battery End Point (BEP) =3.5V. ; Maximum Voltage =4.2V
2. The frequency fundamental emissions stay within the authorized frequency block based on the frequency deviation measured is small.



## Appendix B. Test Results of Radiated Test

### Radiated Spurious Emission

GSM850 (GSM)								
Channel	Frequency ( MHz )	ERP ( dBm )	Limit ( dBm )	Over Limit ( dB )	S.G. Power ( dBm )	TX Cable loss ( dB )	TX Antenna Gain (dBi)	Polarization (H/V)
Middle	1672	-54.44	-13	-41.44	-61.41	1.58	10.70	H
	2510	-42.50	-13	-29.50	-50.75	2.102	12.50	H
	3348	-56.76	-13	-43.76	-65.65	2.856	13.90	H
	4182	-61.07	-13	-48.07	-69.53	2.689	13.30	H
	5016	-56.48	-13	-43.48	-64.24	3.093	13.00	H
	1672	-49.11	-13	-36.11	-56.08	1.58	10.70	V
	2510	-43.12	-13	-30.12	-51.37	2.10	12.50	V
	3348	-56.78	-13	-43.78	-65.67	2.86	13.90	V
	4182	-61.32	-13	-48.32	-69.78	2.69	13.30	V
	5016	-57.82	-13	-44.82	-65.58	3.09	13.00	V

Remark: Spurious emissions within 30-1000MHz were found more than 20dB below limit line.



GSM850 (EDGE class 8)								
Channel	Frequency ( MHz )	ERP ( dBm )	Limit ( dBm )	Over Limit ( dB )	S.G. Power ( dBm )	TX Cable loss ( dB )	TX Antenna Gain (dBi)	Polarization (H/V)
Middle	1672	-58.17	-13	-45.17	-65.14	1.58	10.70	H
	2510	-42.94	-13	-29.94	-51.19	2.102	12.50	H
	3348	-56.25	-13	-43.25	-65.14	2.856	13.90	H
	4182	-61.58	-13	-48.58	-70.04	2.689	13.30	H
	5016	-56.49	-13	-43.49	-64.25	3.093	13.00	H
	1672	-53.14	-13	-40.14	-60.11	1.58	10.70	V
	2510	-49.41	-13	-36.41	-57.66	2.10	12.50	V
	3348	-56.25	-13	-43.25	-65.14	2.86	13.90	V
	4182	-61.26	-13	-48.26	-69.72	2.69	13.30	V
	5016	-58.40	-13	-45.40	-66.16	3.09	13.00	V

Remark: Spurious emissions within 30-1000MHz were found more than 20dB below limit line.



GSM1900 (GSM)								
Channel	Frequency ( MHz )	ERP ( dBm )	Limit ( dBm )	Over Limit ( dB )	S.G. Power ( dBm )	TX Cable loss ( dB )	TX Antenna Gain (dBi)	Polarization (H/V)
Middle	3759	-46.42	-13	-33.42	-58.68	2.64	14.90	H
	5640	-44.32	-13	-31.32	-56.18	2.94	14.80	H
	7524	-50.81	-13	-37.81	-60.58	3.39	13.16	H
	9396	-40.92	-13	-27.92	-51.40	4.00	14.48	H
	3759	-43.34	-13	-30.34	-55.60	2.64	14.90	V
	5640	-42.16	-13	-29.16	-54.02	2.94	14.80	V
	7524	-49.86	-13	-36.86	-59.63	3.39	13.16	V
	9396	-42.02	-13	-29.02	-52.50	4.00	14.48	V

Remark: Spurious emissions within 30-1000MHz were found more than 20dB below limit line.



GSM1900 (EDGE class 8)								
Channel	Frequency ( MHz )	ERP ( dBm )	Limit ( dBm )	Over Limit ( dB )	S.G. Power ( dBm )	TX Cable loss ( dB )	TX Antenna Gain (dBi)	Polarization (H/V)
Middle	3759	-48.34	-13	-35.34	-60.60	2.64	14.90	H
	5640	-42.15	-13	-29.15	-54.01	2.94	14.80	H
	7524	-50.29	-13	-37.29	-60.06	3.39	13.16	H
	9396	-40.44	-13	-27.44	-50.92	4.00	14.48	H
	3759	-43.67	-13	-30.67	-55.93	2.64	14.90	V
	5640	-41.70	-13	-28.70	-53.56	2.94	14.80	V
	7524	-50.02	-13	-37.02	-59.79	3.39	13.16	V
	9396	-43.45	-13	-30.45	-53.93	4.00	14.48	V

Remark: Spurious emissions within 30-1000MHz were found more than 20dB below limit line.



WCDMA Band V(RMC 12.2Kbps)								
Channel	Frequency ( MHz )	ERP ( dBm )	Limit ( dBm )	Over Limit ( dB )	S.G. Power ( dBm )	TX Cable loss ( dB )	TX Antenna Gain (dBi)	Polarization (H/V)
Middle	1670	-63.09	-13	-50.09	-70.06	1.58	10.70	H
	2512	-60.88	-13	-47.88	-69.13	2.102	12.50	H
	3342	-60.08	-13	-47.08	-68.97	2.856	13.90	H
	4182	-60.45	-13	-47.45	-68.91	2.689	13.30	H
	5016	-58.49	-13	-45.49	-66.25	3.093	13.00	H
	5854.8	-57.46	-13	-44.46	-66.23	3.178	14.10	H
	1670	-67.38	-13	-54.38	-74.35	1.58	10.70	V
	2508	-62.91	-13	-49.91	-71.16	2.10	12.50	V
	3345.6	-63.65	-13	-50.65	-72.54	2.86	13.90	V
	4182	-61.05	-13	-48.05	-69.51	2.69	13.30	V
	5018.4	-58.57	-13	-45.57	-66.33	3.09	13.00	V
	5856	-57.45	-13	-44.45	-66.22	3.18	14.10	V

Remark: Spurious emissions within 30-1000MHz were found more than 20dB below limit line.





WCDMA Band II(RMC 12.2Kbps)								
Channel	Frequency ( MHz )	ERP ( dBm )	Limit ( dBm )	Over Limit ( dB )	S.G. Power ( dBm )	TX Cable loss ( dB )	TX Antenna Gain (dBi)	Polarization (H/V)
Middle	3759	-51.75	-13	-38.75	-64.01	2.64	14.90	H
	5637	-26.56	-13	-13.56	-38.42	2.94	14.80	H
	7524	-40.05	-13	-27.05	-49.82	3.39	13.16	H
	9400	-39.46	-13	-26.46	-49.94	4.00	14.48	H
	11280	-39.32	-13	-26.32	-48.83	4.23	13.74	H
	13164	-40.84	-13	-27.84	-50.68	4.49	14.32	H
	15036	-39.55	-13	-26.55	-49.80	4.94	15.19	H
	3762	-51.76	-13	-38.76	-64.02	2.64	14.90	V
	5643	-29.70	-13	-16.70	-41.56	2.94	14.80	V
	7524	-45.90	-13	-32.90	-55.67	3.39	13.16	V
	9400	-36.95	-13	-23.95	-47.43	4.00	14.48	V
	11280	-39.03	-13	-26.03	-48.54	4.23	13.74	V
	13164	-42.64	-13	-29.64	-52.48	4.49	14.32	V
	15040	-38.70	-13	-25.70	-48.95	4.94	15.19	V

Remark: Spurious emissions within 30-1000MHz were found more than 20dB below limit line.



WCDMA Band IV(RMC 12.2Kbps)								
Channel	Frequency ( MHz )	ERP ( dBm )	Limit ( dBm )	Over Limit ( dB )	S.G. Power ( dBm )	TX Cable loss ( dB )	TX Antenna Gain (dBi)	Polarization (H/V)
Middle	3468	-59.27	-13	-46.27	-70.01	2.604	13.34	H
	5196	-41.45	-13	-28.45	-51.96	3.011	13.52	H
	6936	-51.75	-13	-38.75	-61.95	3.271	13.47	H
	8664	-48.18	-13	-35.18	-55.15	5.527	12.5	H
	10395.6	-45.31	-13	-32.31	-52.17	6.038	12.9	H
	3465	-61.05	-13	-48.05	-71.79	2.604	13.34	V
	5196	-46.60	-13	-33.60	-57.11	3.011	13.52	V
	6936	-52.79	-13	-39.79	-62.99	3.271	13.47	V
	8664	-45.83	-13	-32.83	-52.80	5.527	12.50	V
	10392	-42.83	-13	-29.83	-49.69	6.038	12.90	V

Remark: Spurious emissions within 30-1000MHz were found more than 20dB below limit line.