


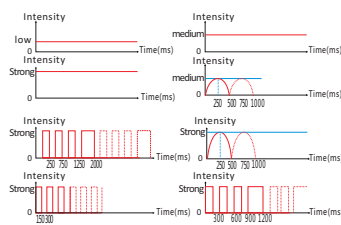
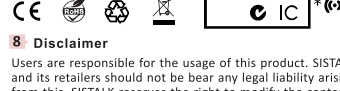


Monster Pub Instructions	English	Monster Pub Instructions	English	Monster Pub Instructions	English	Monster Pub Instructions	English	Monster Pub Instructions	English	Monster Pub Instructions	English
<p>1. SISTALK Introduction</p> <p>Founded in August 2015, SISTALK is continuously developing innovative technologies, intelligent products and satisfactory services to provide the most pleasurable experience for ladies with the aim of satisfying their aesthetic and emotional appeal.</p> <p>Holding our motto "Be Joyful, Stay Healthy", SISTALK have created a revolutionary way to improve sexual enjoyment and your health. Our Monster Pub products not only provide girls with experience of joy and health, but also serve as a safe platform to share their pleasure experience.</p> <p>2. Basic Parameters</p> <p>Brand: SISTALK Model: Healthy version D15/ G15/ W15 Youth version D15/ G15/ W15 Material: Silica (edible grade) silicone, Tritan™ inner shell Size: MR.DEVIL: length 85mm* width 57mm* height 38mm M.GODZILLA: length 83mm* width 54mm* height 38mm DR.WHALE: length 80mm* width 55mm* height 36mm Weight: Healthy version: MR.DEVIL: 64g M.GODZILLA: 64gDR.WHALE: 62g Healthy version: MR.DEVIL: 62g M.GODZILLA: 59gDR.WHALE: 59g</p> <p>Compatible Devices: Smart phones running Android 4.3, iOS 7.0 or later version. Battery: 280mAh rechargeable lithium battery (not removable/can not be disassembled) Max volume: less than 50dB Charger: 10W rate voltage AC 220V, 50Hz Waterproof: IPX4 Made in China</p> <p>Temperature sensor Pressure sensor Indicator light Switch Charging hole</p>		<p>3. How to charge</p>  <p>Insert the charger into charging hole. The product is charging when the small light starts to flash. The battery is full when the small light stops flashing and remains on. It takes about 2.5hrs to fully charge the product. The fully-charged product could be used under strong vibrate mode for 70 minutes.</p> <p>Precautions: For your safety, DO NOT use Monster Pub when charging. Adult (18 years old and above) only. Avoid internal use during menstrual period. Pregnant women, patients with pancreas or have diabetes, phlebitis, thrombosis and other health problems, please consult your doctor before using our products.</p>		<p>2) Turn on the Bluetooth and the APP on your phone, long press the switch Z5 to turn on your Monster Pub product. Wait for an automatic connection until when the upper right corner of your smart phone shows the mark  and displays the icon of the power button , indicating that your Monster Pub has been successfully connected with your smart phone.</p> <p>3) Start using.</p> <p>Use Monster Pub products with your smart phone Close your eyes and enjoy: Touch the screen and control the rhythm as you wish. Click on the screen and dominate the strength and speed by yourself. Remote control: Your partner can control your Monster Pub without installing the APP. The distance is no longer a problem. Share your vibration: Enjoy a safe adventure by using the vibration shared by others. Kege! training: Improve your pelvic floor muscles by the simple and effective Kege! training. Use Monster Pub product without your smart phone/ alone Long press the switch Z5 to turn on your Monster Pub product. Short Press to cycle through the pre-set stimulation modes.</p>  <p>Long press Z5 to turn off. Tip: For external use: Use the horns of MR.DEVIL to flirt your sensitive points. Use the dorsal fin of M.GODZILLA to rub your sensitive points. Use the tail of DR.WHALE to pat your sensitive points.</p>	<p>For internal use: Use with lubricants. Gently push it into after foreplay. Touch the monster tail with your clitoris closely. Imagine with soft music. Use more than 30 minutes. Tighten your pelvic floor muscle and enjoy.</p> <p>3. How to clean and store Wash it with cold or warm water to wash it, and then dry it with a soft towel or cloth. Clean it with some mild soap or intimate wash. Store it in clean and dry environment. DO NOT clean it with hot water. DO NOT soak for a long time or boil it. Avoid direct sunlight or sources of heat. DO NOT use alcohol to clean it as it may damage the silicone. Keep it away from children.</p> <p>6. Warranty The warranty period is one year since purchase. The warranty covers any quality problem of materials, manufacturing process or any malfunction problem. Please contact SISTALK and we will replace your product for free.</p> <p>The warranty does not cover abrasion, damage caused by improper use or damage caused by other irresistible natural factors such as fires, earthquakes, floods. Any damage caused by attempting to disassemble the product (or its accessory) is not covered either.</p> <p>To claim your warranty service, please keep your original receipt and this warranty book. If you encounter any quality problem, please contact the customer service specialist of our Amazon store. Please attach pictures or videos of the malfunctioning product. We will be based on the evidence you provide to determine whether the product is applicable to the warranty terms and issue the corresponding replacement. This clause is a supplement to the legal rights of consumers and does not affect any rights and interests of consumers.</p>	<p>Special offer for old customers As a continuation of SISTALK's one-year warranty, SISTALK's old customer feedback program guarantees that customers who have purchased SISTALK products will be able to purchase any new arrivals at SISTALK.com after the one year of purchase. For details, please refer to the terms in the "Customer Service" section of SISTALK.com.</p> <p>7. Scrap and recycling The recycling labels of this product are in line with the EU regulations of differentiated waste collection. In case the trash can icon is crossed, this product should be considered as an electronic waste and can not be recycled together with normal trash.</p>  <p>8. Disclaimer Users are responsible for the usage of this product. SISTALK and its retailers should not be bear any legal liability arising from this. SISTALK reserves the right to modify the contents of this manual and is under no obligation to notify anyone of the changes made. This manual applies to all SISTALK products and is subject to changes without prior notice.</p> <p>2015 SISTALK Technology (Beijing) Co., Ltd. All rights reserved. Address: Room 509, Block A, Sanjinqiao, Sanyuanqiao, Chaoyang District, Beijing website: sistalk.com customer support: saftersales@sistalk.com Amazon overseas store: https://www.amazon.com/gp/product/B075NBMVXW https://www.amazon.de/gp/product/B075NBMVXW</p> <p>To meet the Proposition 65, we have a responsibility to inform you the following warning: Warning: The products you received contain chemicals known to the State of California to may cause carcinogens, birth defects and other reproductive toxicities.</p>	<p>FCC Statement</p> <p>Changes or modifications not expressly approved by the party responsible for compliance could void the user's authority to operate the equipment.</p> <p>This equipment has been tested and found to comply with the limits for a Class B digital device, pursuant to Part 15 of the FCC Rules. These limits are designed to provide reasonable protection against harmful interference in a residential installation. This equipment generates uses and can radiate radio frequency energy and, if not installed and used in accordance with the instructions, may cause harmful interference to radio communications. However, there is no guarantee that interference will not occur in a particular installation. If this equipment does cause harmful interference to radio or television reception, which can be determined by turning the equipment off and on, the user is encouraged to try to correct the interference by one or more of the following measures:</p> <ul style="list-style-type: none"> - Reorient or relocate the receiving antenna. - Increase the separation between the equipment and receiver. - Connect the equipment into an outlet on a circuit different from that to which the receiver is connected. - Consult the dealer or an experienced radio/TV technician for help. <p>This device complies with part 15 of the FCC rules. Operation is subject to the following two conditions: (1) This device may not cause harmful interference, and (2) this device must accept any interference received, including interference that may cause undesired operation.</p>				