

APPENDIX REPORT

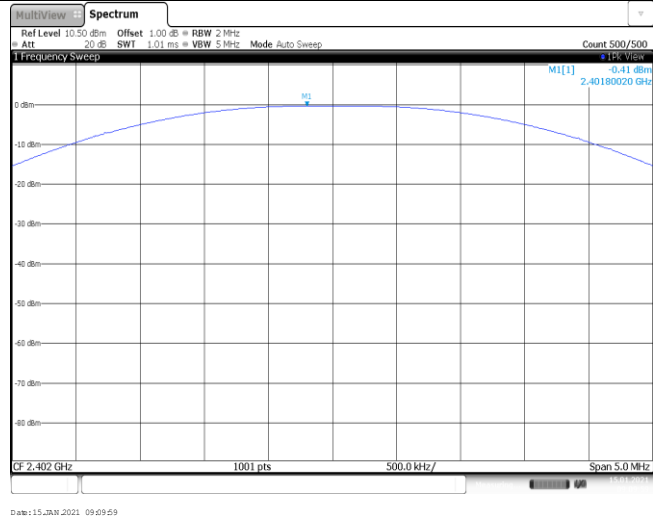
Project No.	SHT2101018601EW	Radio Specification	Bluetooth BLE
Test sample No.	YPHT21010186006	Model No.	Y2087
Start test date	2021-01-15	Finish date	2021-01-15
Temperature	22.6°C	Humidity	22.7%
Test Engineer	Hailey Chen	Auditor	Xiaodong Zheo

Appendix clause	Test item	Result
A	Peak Output Power	PASS
B	Power Spectral Density	PASS
C	6 dB Bandwidth	PASS
D	99% Occupied Bandwidth	PASS
E	Duty cycle	PASS
F	Band edge and Spurious Emissions (conducted)	PASS

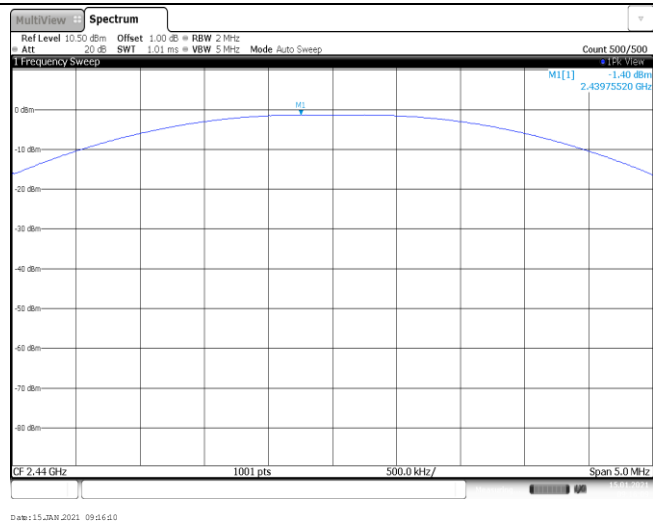
Appendix A: Peak Output Power

Type	Channel	Output power (dBm)	Average Output power (dBm)	Limit (dBm)	Result
BT-BLE	00	-0.41	-0.43	≤ 30.00	Pass
	19	-1.40	-1.41		
	39	-0.93	-0.95		

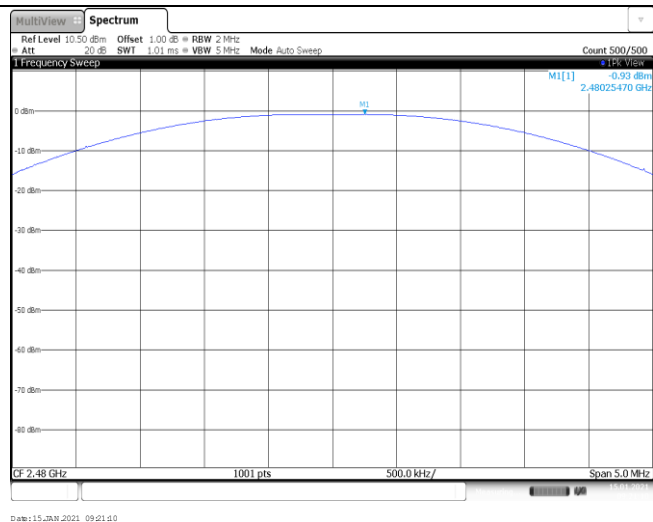
CH00



CH19

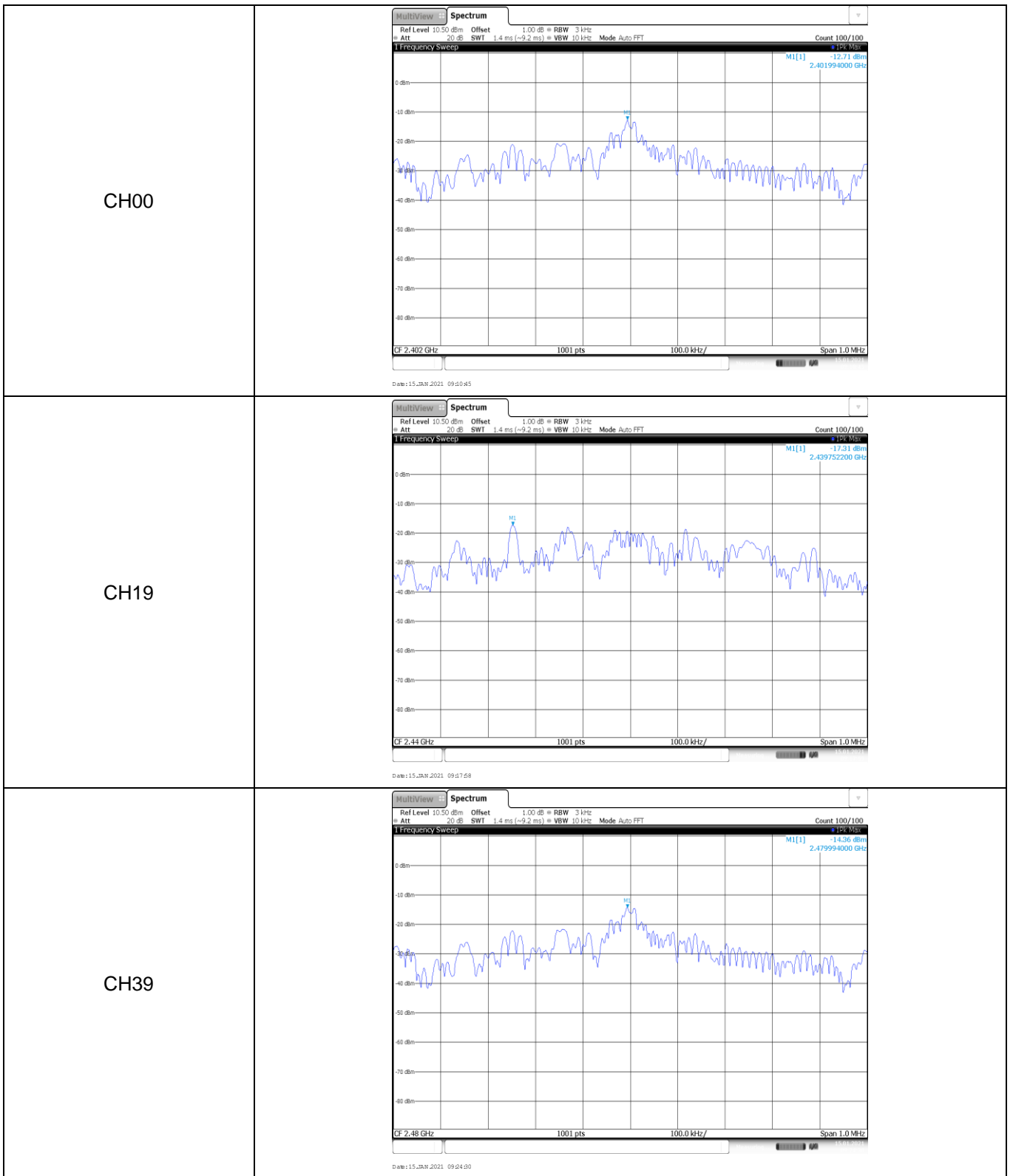


CH39



Appendix B: Power Spectral Density

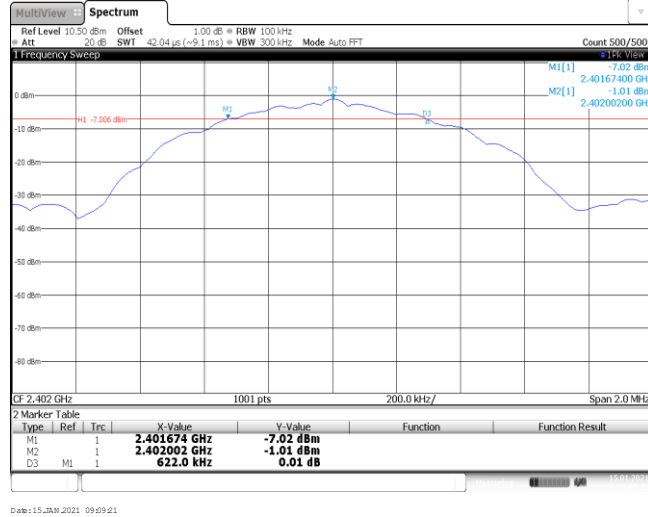
Type	Channel	Power Spectral Density(dBm/3KHz)	Limit (dBm/3KHz)	Result
BT-BLE	00	-12.71	≤8.00	Pass
	19	-17.31		
	39	-14.36		



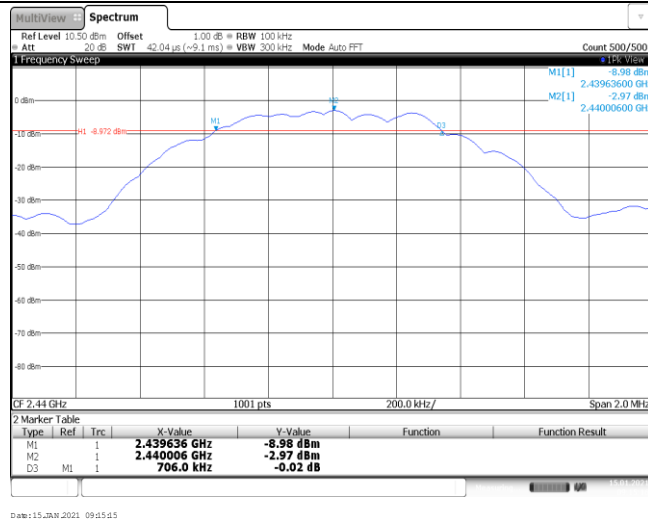
Appendix C: 6dB bandwidth

Type	Channel	6dB Bandwidth(kHz)	Limit (kHz)	Result
BT-BLE	00	622.00	≥500	Pass
	19	706.00		
	39	608.00		

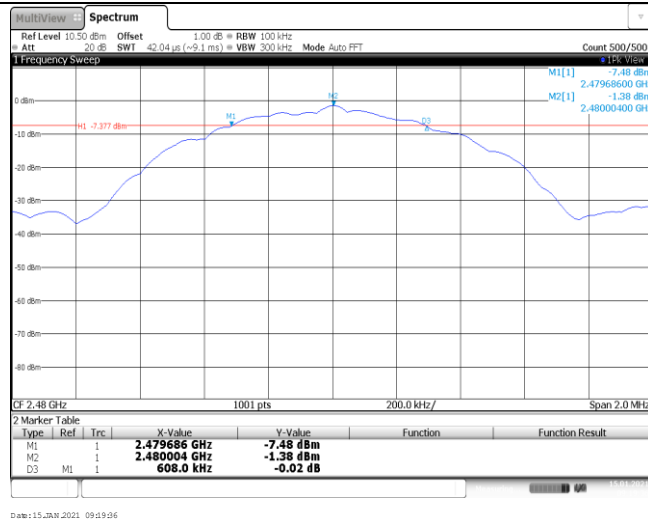
CH00



CH19



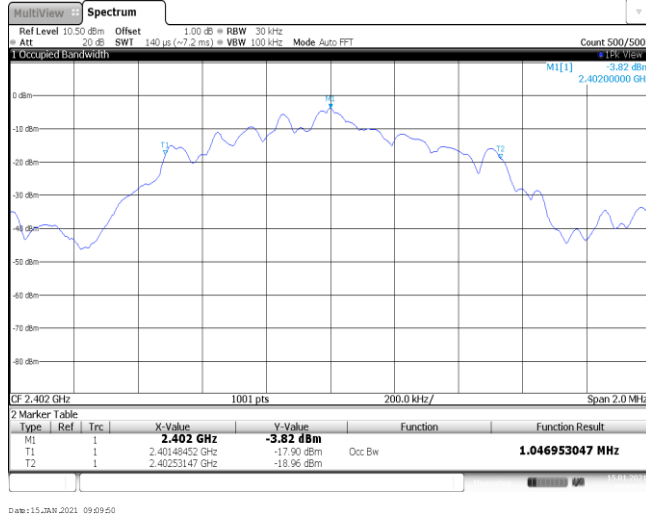
CH39



Appendix D: 99% Occupied Bandwidth

Type	Channel	99% Occupied Bandwidth(MHz)	Limit (kHz)	Result
BT-BLE	00	1.05	-	Pass
	19	1.03		
	39	1.04		

CH00



CH19

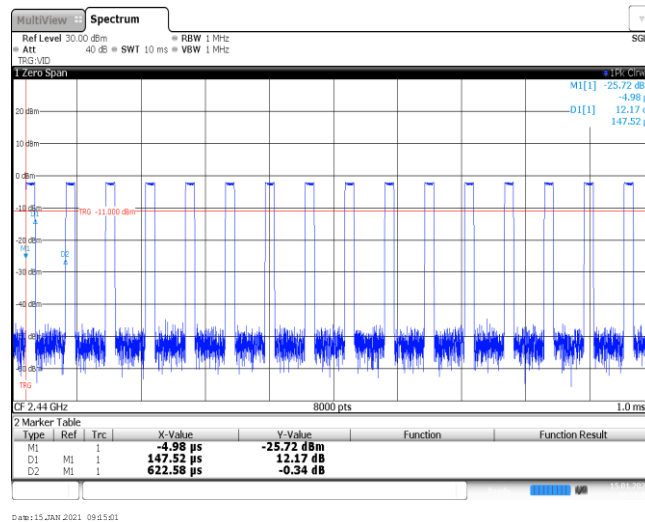


CH39

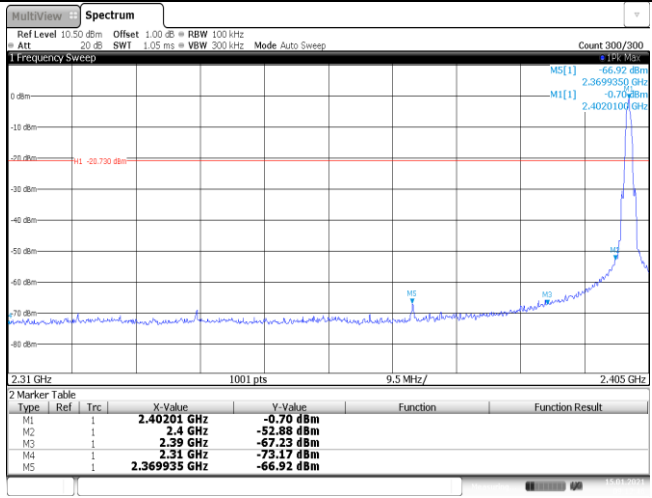
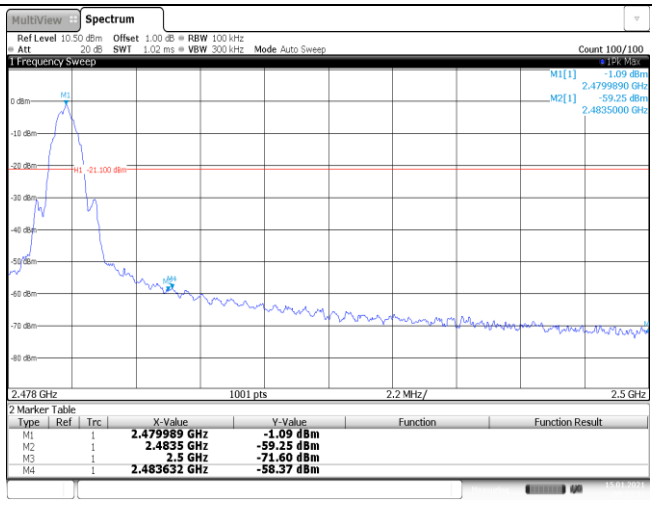


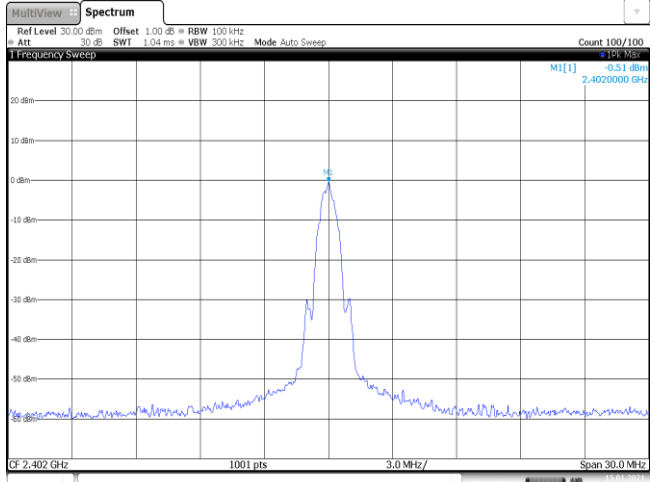
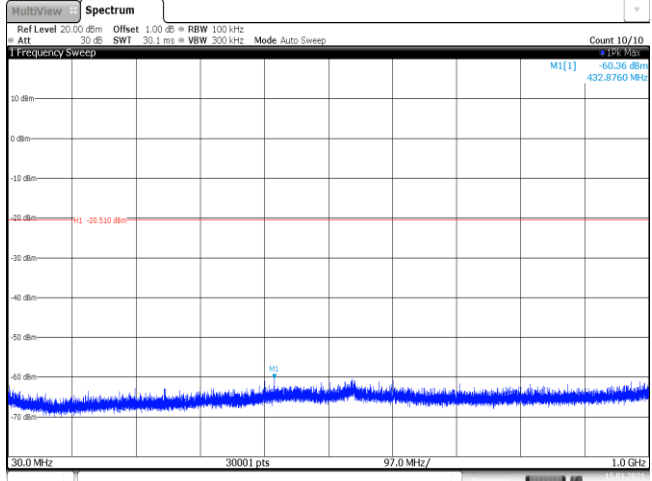
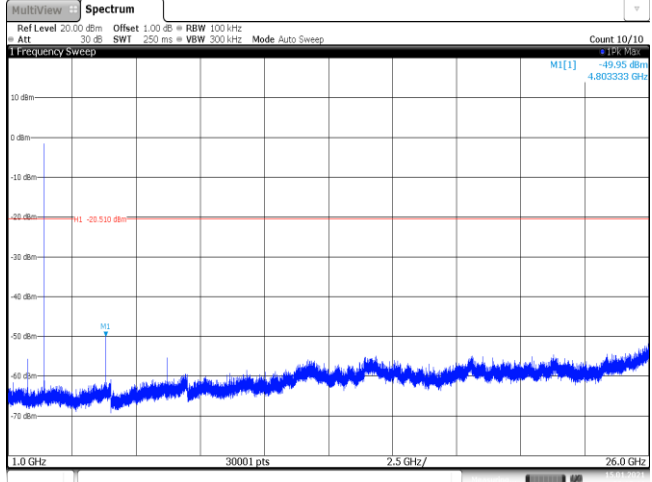
Appendix E: Duty cycle

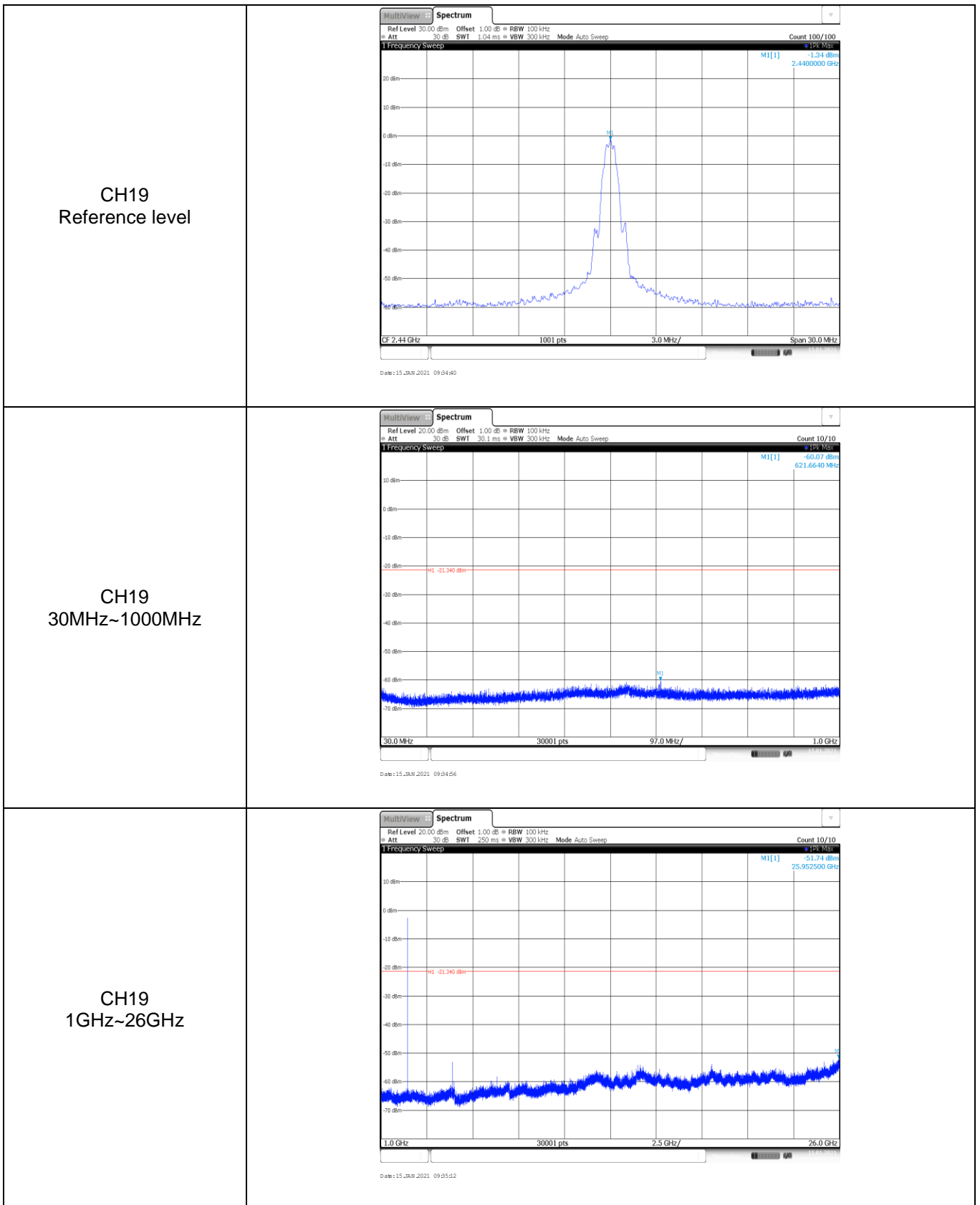
Test Frequency (MHz)	T _{on} time for single burst (ms)	T _{period} (ms)	Duty cycle	1/T _{on} time (kHz)
2440	0.15	0.62	24.2%	6.7

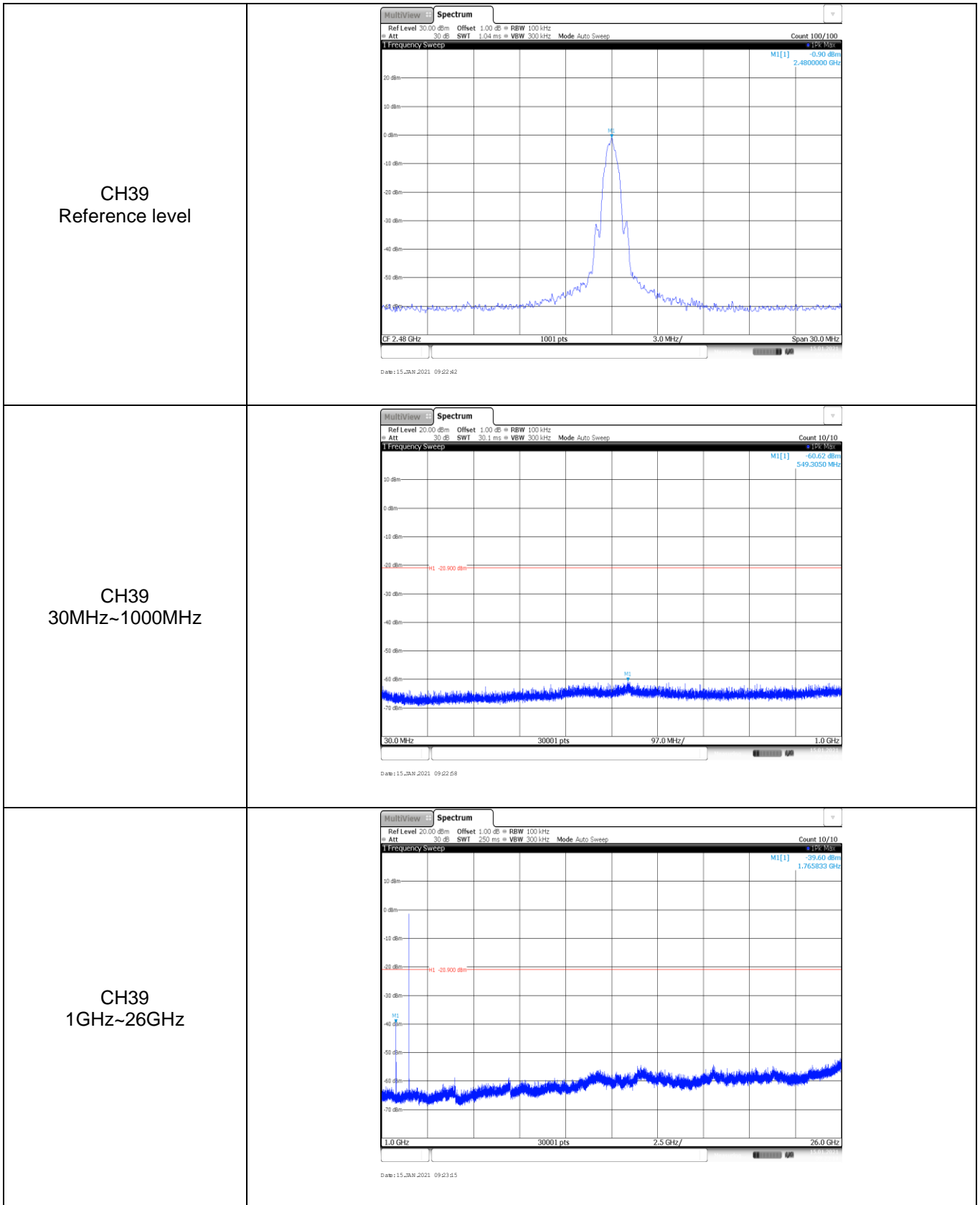


Appendix F: Band edge and Spurious Emissions (conducted)

Test Item:	Band edge																																										
<p style="text-align: center;">CH00</p>	 <p>2 Marker Table</p> <table border="1"> <thead> <tr> <th>Type</th> <th>Ref</th> <th>Trc</th> <th>X-Value</th> <th>Y-Value</th> <th>Function</th> <th>Function Result</th> </tr> </thead> <tbody> <tr> <td>M1</td> <td>1</td> <td></td> <td>2.40201 GHz</td> <td>-0.70 dBm</td> <td></td> <td></td> </tr> <tr> <td>M2</td> <td>1</td> <td></td> <td>2.4 GHz</td> <td>-52.88 dBm</td> <td></td> <td></td> </tr> <tr> <td>M3</td> <td>1</td> <td></td> <td>2.39 GHz</td> <td>-67.23 dBm</td> <td></td> <td></td> </tr> <tr> <td>M4</td> <td>1</td> <td></td> <td>2.31 GHz</td> <td>-73.17 dBm</td> <td></td> <td></td> </tr> <tr> <td>M5</td> <td>1</td> <td></td> <td>2.369935 GHz</td> <td>-66.92 dBm</td> <td></td> <td></td> </tr> </tbody> </table> <p>Date: 15.JAN.2021 09:12:45</p>	Type	Ref	Trc	X-Value	Y-Value	Function	Function Result	M1	1		2.40201 GHz	-0.70 dBm			M2	1		2.4 GHz	-52.88 dBm			M3	1		2.39 GHz	-67.23 dBm			M4	1		2.31 GHz	-73.17 dBm			M5	1		2.369935 GHz	-66.92 dBm		
Type	Ref	Trc	X-Value	Y-Value	Function	Function Result																																					
M1	1		2.40201 GHz	-0.70 dBm																																							
M2	1		2.4 GHz	-52.88 dBm																																							
M3	1		2.39 GHz	-67.23 dBm																																							
M4	1		2.31 GHz	-73.17 dBm																																							
M5	1		2.369935 GHz	-66.92 dBm																																							
<p style="text-align: center;">CH39</p>	 <p>2 Marker Table</p> <table border="1"> <thead> <tr> <th>Type</th> <th>Ref</th> <th>Trc</th> <th>X-Value</th> <th>Y-Value</th> <th>Function</th> <th>Function Result</th> </tr> </thead> <tbody> <tr> <td>M1</td> <td>1</td> <td></td> <td>2.479989 GHz</td> <td>-1.09 dBm</td> <td></td> <td></td> </tr> <tr> <td>M2</td> <td>1</td> <td></td> <td>2.4833 GHz</td> <td>-59.25 dBm</td> <td></td> <td></td> </tr> <tr> <td>M3</td> <td>1</td> <td></td> <td>2.5 GHz</td> <td>-71.60 dBm</td> <td></td> <td></td> </tr> <tr> <td>M4</td> <td>1</td> <td></td> <td>2.483632 GHz</td> <td>-58.37 dBm</td> <td></td> <td></td> </tr> </tbody> </table> <p>Date: 15.JAN.2021 09:22:35</p>	Type	Ref	Trc	X-Value	Y-Value	Function	Function Result	M1	1		2.479989 GHz	-1.09 dBm			M2	1		2.4833 GHz	-59.25 dBm			M3	1		2.5 GHz	-71.60 dBm			M4	1		2.483632 GHz	-58.37 dBm									
Type	Ref	Trc	X-Value	Y-Value	Function	Function Result																																					
M1	1		2.479989 GHz	-1.09 dBm																																							
M2	1		2.4833 GHz	-59.25 dBm																																							
M3	1		2.5 GHz	-71.60 dBm																																							
M4	1		2.483632 GHz	-58.37 dBm																																							

Test Item:	SE
<p>CH00 Reference level</p>	 <p>Ref Level 30.00 dBm Offset 1.00 dB RBW 100 kHz Att 30 dB SWI 1.04 ms VBW 300 kHz Mode Auto Sweep Count 100/100 M1[1] -0.51 dBm 2.402000 GHz CF 2.402 GHz 1001 pts 3.0 MHz/ Span 30.0 MHz Date: 15 JAN 2021 09:13:14</p>
<p>CH00 30MHz~1000MHz</p>	 <p>Ref Level 20.00 dBm Offset 1.00 dB RBW 100 kHz Att 30 dB SWI 30.1 ms VBW 300 kHz Mode Auto Sweep Count 10/10 M1[1] -60.36 dBm 432.6760 MHz N1 -20.510 dBm 30.0 MHz 30001 pts 97.0 MHz/ 1.0 GHz Date: 15 JAN 2021 09:13:20</p>
<p>CH00 1GHz~26GHz</p>	 <p>Ref Level 20.00 dBm Offset 1.00 dB RBW 100 kHz Att 30 dB SWI 250 ms VBW 300 kHz Mode Auto Sweep Count 10/10 M1[1] -49.95 dBm 4.803333 GHz N1 -20.510 dBm 1.0 GHz 30001 pts 2.5 GHz/ 26.0 GHz Date: 15 JAN 2021 09:13:46</p>





-----End of Report-----