



Test Report No.:  
**FCC2023-0034-RF**

## RF Test Report

**EUT** : Oclean WiFi Smart Sonic Electric  
Toothbrush

**MODEL** : V8100

**BRAND NAME** : Oclean

**APPLICANT** : Shenzhen Yunding Information  
Technology Co., Ltd.

**Classification Of Test** : N/A




**CVC Testing Technology Co., Ltd.**



# CVC Testing Technology Co., Ltd.

Test Report No.: FCC2023-0034-RF

Page 2 of 58

|   |            |  |                       |
|---|------------|--|-----------------------|
| <b>Applicant</b>  |            | Name: Shenzhen Yunding Information Technology Co., Ltd.<br>Address: 28G, Building 3, Dachong Business Center(Phase 3), No.18, Dachong 1st Road, Dachong Community, Yuehai Street, Nanshan District, Shenzhen City, Guangdong Province, China |                       |
| <b>Manufacturer</b>   |            | Name: Shenzhen Yunding Information Technology Co., Ltd.<br>Address: 28G, Building 3, Dachong Business Center(Phase 3), No.18, Dachong 1st Road, Dachong Community, Yuehai Street, Nanshan District, Shenzhen City, Guangdong Province, China |                       |
| <b>Equipment Under Test</b>   |            | Product Name: Oclean WiFi Smart Sonic Electric Toothbrush<br>Model/Type: V8100<br>Brand Name: Oclean<br>Serial NO.: N/A<br>Sample NO.:4-1  |                       |
| Date of Receipt.  | 2023.06.21 | Date of Testing  | 2023.06.21~2023.07.09 |
| <b>Test Specification</b>   |            | <b>Test Result</b>   |                       |
| FCC Part 15, Subpart C, Section 15.247  |            | PASS   |                       |
| <b>Evaluation of Test Result</b>  |            | The equipment under test was found to comply with the requirements of the standards applied.<br><br>Seal of CVC<br>Issue Date: 2023.07.13  |                       |
| Tested by:<br><br>Lu Wei Ji<br>Name                      Signature                     |            | Tested by:<br><br>Xu Zhen Fei<br>Name                      Signature  |                       |
|   |            | Approved by:<br><br>Chen Hua Wen<br>Name                      Signature   |                       |
| <b>Other Aspects: NONE.</b>   |            |  |                       |
| Abbreviations:OK,    Pass= passed                      Fail = failed                      N/A= not applicable                      EUT= equipment, sample(s) under tested |            |  |                       |

This test report relates only to the EUT, and shall not be reproduced except in full, without written approval of CVC.



TABLE OF CONTENTS

RELEASE CONTROL RECORD .....4
1 SUMMARY OF TEST RESULTS ..... 5
1.1 LIST OF TEST AND MEASUREMENT INSTRUMENTS ..... 6
1.2 MEASUREMENT UNCERTAINTY ..... 7
1.3 TEST LOCATION .....7
2 GENERAL INFORMATION ..... 8
2.1 GENERAL PRODUCT INFORMATION ..... 8
2.2 OTHER INFORMATION .....9
2.3 TEST MODE APPLICABILITY AND TESTED CHANNEL DETAIL .....10
2.4 GENERAL DESCRIPTION OF APPLIED STANDARDS .....12
2.5 DESCRIPTION OF SUPPORT UNITS .....12
3 TEST TYPES AND RESULTS ..... 13
3.1 CONDUCTED EMISSION MEASUREMENT .....13
3.1.1 Limit .....13
3.1.2 Measurement procedure .....13
3.1.3 Test setup .....13
3.1.4 Test results .....14
3.2 RADIATED EMISSION AND BANDEDGE MEASUREMENT .....16
3.2.1 Limit .....16
3.2.2 Measurement procedure .....16
3.2.3 Test setup .....17
3.2.4 Test results .....19
3.3 6dB BANDWIDTH MEASUREMENT .....51
3.3.1 Limits .....51
3.3.2 Measurement procedure .....51
3.3.3 Test setup .....51
3.4 CONDUCTED OUTPUT POWER .....52
3.4.1 Limits .....52
3.4.2 Measurement procedure .....52
3.4.3 Test setup .....52
3.5 POWER SPECTRAL DENSITY MEASUREMENT .....53
3.5.1 Limits .....53
3.5.2 Measurement procedure .....53
3.5.3 Test setup .....53
3.6 OUT OF BAND EMISSION MEASUREMENT .....54
3.6.1 Limits .....54
3.6.2 Measurement procedure .....54
3.6.3 Test setup .....54
3.7 OCCUPIED BANDWIDTH MEASUREMENT .....55
3.7.1 Measurement procedure .....55
3.7.2 TEST SETUP .....55
4 PHOTOGRAPHS OF TEST SETUP ..... 56
5 PHOTOGRAPHS OF THE EUT .....57



**RELEASE CONTROL RECORD**

| ISSUE NO.       | REASON FOR CHANGE | DATE ISSUED |
|-----------------|-------------------|-------------|
| FCC2023-0034-RF | Original release  | 2023.07.13  |



## 1 SUMMARY OF TEST RESULTS

The EUT has been tested according to the following specifications:

| APPLIED STANDARD: FCC Part 15, Subpart C |                                  |        |  |
|--|----------------------------------|--------|--|
| STANDARD SECTION                         | TEST TYPE AND LIMIT              | RESULT | REMARK                                     |
| FCC 15.207                               | AC Power Conducted Emission      | PASS   | See section 3.1 of this report             |
| FCC 15.247(d)<br>FCC 15.209              | Radiated Emissions               | PASS   | See section 3.2 of this report             |
| FCC 15.247(a)(2)<br>RSS-247 5.2(a)       | 6dB bandwidth                    | PASS   | Appendix A of<br>FCC2023-0034-RF-A1&A2     |
| ---                                      | Occupied Bandwidth Measurement   | PASS   | Appendix B of<br>FCC2023-0034-RF-A1&A2     |
| FCC 15.247(b)                            | Conducted Output power           | PASS   | Appendix C of<br>FCC2023-0034-RF-A1&A2     |
| FCC 15.247(e)                            | Power Spectral Density           | PASS   | Appendix D of<br>FCC2023-0034-RF-A1&A2     |
| FCC 15.247(d)<br>RSS-247 5.5             | Out of band Emission Measurement | PASS   | Appendix E&F&G of<br>FCC2023-0034-RF-A1&A2 |
| FCC 15.203                               | Antenna Requirement              | PASS   | No antenna connector is used               |



## 1.1 LIST OF TEST AND MEASUREMENT INSTRUMENTS

| Test Equipment                  | Type/Mode                        | SERIAL NO.     | Equipment No. | Manufacturer | Cal. Due   |
|---------------------------------|----------------------------------|----------------|---------------|--------------|------------|
| WIFI & Bluetooth Test System 1  |                                  |                |               |              | /          |
| Communication Shielded Room 1   | 4m*3m*3m                         | CRTDSWKSR44301 | VGDS-0699     | CRT          | 2024/04/24 |
| Spectrum Analyzer               | FSV40                            | 101580         | DZ-000238-3   | R&S          | 2024/04/22 |
| Comprehensive Test Instrument   | CMW270                           | 100304         | DZ-000240-1   | R&S          | 2023/12/06 |
| Analog Signal Generator         | SMB100A                          | 181858         | DZ-000238-2   | R&S          | 2024/05/29 |
| Vector Signal Generator         | SGT100A                          | 111661         | DZ-000238-1   | R&S          | 2024/05/29 |
| RF Radio Frequency Switch       | JS0806-2                         | 19H9080187     |               | Tonscend     | 2024/05/29 |
| Programmable DC Power Supply    | E3644A                           | MY58036222     | DZ-000178     | KEYSIGHT     | 2024/04/12 |
| Radiation SpuriousTest System   |                                  |                |               |              | /          |
| 3m Semi-Anechoic Chamber        | FACT-4                           | ST08035        | WKNA-0024     | ETS          | 2024/12/12 |
| Loop Antenna                    | FMZB1513                         | 1513-170       | EM-000384     | SCHWARZBECK  | 2024/02/24 |
| Spectrum Analyzer               | N9010B                           | MY57470323     | DZ-000174     | KEYSIGHT     | 2024/02/22 |
| EMI Test Receiver               | N9038A-508                       | MY532290079    | EM-000397     | Agilent      | 2024/02/22 |
| Broadband Antenna               | VULB 9163                        | 9163-530       | EM-000342     | SCHWARZBECK  | 2024/05/29 |
| Waveguide Horn Antenna          | HF906                            | 360306/008     | EM-000093     | R&S          | 2024/02/24 |
| Waveguide Horn Antenna          | BBHA9170                         | 00949          | DZ-000209-2   | SCHWARZBECK  | 2023/07/31 |
| Preamplifier                    | BBV 9721                         | 9721-050       | DZ-000209-1   | SCHWARZBECK  | 2024/05/29 |
| 5G Bandstop Filters             | WRCJV12-4900-5100-5900-6100-50EE | 851770         | DZ-000186     | WI           | 2023/12/06 |
| Conducted emission              |                                  |                |               |              | /          |
| EMI Test Receiver               | ESR3                             | 102394         | VG DY-0705    | R&S          | 2024-02-22 |
| LISN                            | NSLK 8127                        | 8127644        | VG DY-0150    | SCHWARZBECK  | 2023-09-03 |
| LISN                            | NSLK 8128                        | 8128-316       | VG DY-0149    | SCHWARZBECK  | 2023-09-03 |
| DC LISN                         | PVDC8301-017                     | PVDC8301#17    | VG DY-0692    | SCHWARZBECK  | 2023-10-07 |
| LISN                            | NSLK 8129                        | 8129-268       | EM-000388     | SCHWARZBECK  | 2024-02-22 |
| Plus Limiter (#1)               | VTSD 9561 F-N                    | 00515          | VG DY-0808    | SCHWARZBECK  | 2024-03-03 |
| Impedance Stabilization Network | ISN T800                         | 27095          | WKNE-0195     | TESEQ        | 2023-09-03 |
| ImpedanceStabilizationNetwork   | NTFM8131                         | #184           | EM-000498     | SCHWARZBECK  | 2024-05-29 |
| Voltage Probe                   | TK9420                           | 9420-499       | VG DY-0128    | SCHWARZBECK  | 2024-02-22 |
| Power Divider                   | 4901.17.B                        | 22643830       | DB-0016       | HUBER+SUHNER | 2023-08-31 |
| Video Signal Generator          | GV-798+                          | 151064920001   | VGDS-0215     | PROMAX       | 2024-05-29 |
| AudioSignalGenerator            | GAG-810                          | EK871591       | EM-000309     | GW           | 2023-12-06 |
| Shielding Room(#1)              | GP1A                             | 001            | WKNF-0001     | LEINING      | 2024-08-07 |

## 1.2 MEASUREMENT UNCERTAINTY

Where relevant, the following measurement uncertainty levels have been estimated for tests performed on the EUT as specified in CISPR 16-4-2:

| No. | ITEM                | FREQUENCY     | UNCERTAINTY |
|-----|---------------------|---------------|-------------|
| 1   | Conducted emissions | 9kHz~30MHz    | ±2.66dB     |
| 2   | Radiated emissions  | 9KHz ~ 30MHz  | ±0.769dB    |
|     |                     | 30MHz ~ 1GMHz | ±0.877dB    |
|     |                     | 1GHz ~ 18GHz  | ±0.777dB    |
|     |                     | 18GHz ~ 40GHz | ±1.315dB    |

Where relevant, the following measurement uncertainty levels have been estimated for tests performed on the EUT as specified in CISPR 16-4-2:

## 1.3 TEST LOCATION

The tests and measurements refer to this report were performed by EMC testing Lab. of CVC Testing Technology Co., Ltd.

CABID:CN0103

Address: No.3,TiantaiyiRoad,KaitaiAvenue,ScienceCity,Guangzhou,China

Post Code: 510663 Tel: 0755-23763060-8805

Fax: 0755-23763060 E-mail: sz-kf@cvc.org.cn

<http://www.cvc.org.cn>



## 2 GENERAL INFORMATION

### 2.1 GENERAL PRODUCT INFORMATION

|   |   |
|---|---|
| <b>PRODUCT</b>  | Oclean WiFi Smart Sonic Electric Toothbrush   |
| <b>BRAND</b>  | Oclean  |
| <b>TEST MODEL</b>   | V8100   |
| <b>ADDITIONAL MODEL</b>   | N/A   |
| <b>FCC ID</b>   | 2AN5D-V8100   |
| <b>POWER SUPPLY</b>   | DC 3.7V from battery or DC 5V from WPT  |
| <b>MODULATIONTECHNOLOGY</b>   | DSSS, GFKS, OFDM  |
| <b>MODULATION TYPE</b>  | CCK, DQPSK, DBPSK for DSSS<br>64QAM, 16QAM, QPSK, BPSK for OFDM<br>GKSK for BT-LE                     |
| <b>OPERATING FREQUENCY</b>  | 2412MHz ~ 2462MHz for 11b/g/n(HT20)<br>2422MHz ~ 2452MHz for 11n(HT40)<br>2402MHz ~ 2480MHz for BT-LE |
| <b>NUMBER OF CHANNEL</b>  | 802.11b/g/n(HT20) 11<br>802.11n(HT40): 7<br>BT-LE: 40   |
| <b>PEAK OUTPUT POWER</b>  | WLAN: 16.54dBm (Maximum)<br>BLE:7.90dBm (Maximum)   |
| <b>ANTENNA TYPE (Note 4)</b>  | WLAN:FPC Antenna, with 1.35dBi gain<br>BT-LE: PIFA Antenna, with 1.35dBi gain                         |
| <b>HARDWARE REVISION</b>  | V0.2  |
| <b>SOFTWARE REVISION</b>  | 1.0.6.7   |
| <b>FIX FREQUENCY SOFTWARE</b>   | EspRFTestTool v2.8  |
| <b>I/O PORTS</b>  | Refer to user's manual  |
| <b>CABLE SUPPLIED</b>   | N/A   |
| <b>Note:</b><br>1. For more detailed features description, please refer to the manufacturer's specifications or the User's Manual.<br>2. For the test results, the EUT had been tested with all conditions. But only the worst case was shown in test report.<br>3. Please refer to the EUT photo document for detailed product photo. (Report NO.:FCC2023-0034-E)<br>4. Since the above data and/or information is provided by the client, CVC is not responsible for the authenticity, integrity and results of the data and information and/or the validity of the conclusion.<br>5. The EUT have SISO function, provides 1 completed transmitter and 1 receiver |   |





## 2.2 OTHER INFORMATION

Operating frequency of each channel

| 2.4G WIFI           |             |           |             |           |             |           |             |
|---------------------|-------------|-----------|-------------|-----------|-------------|-----------|-------------|
| 802.11b/g/n(HT20)   |             |           |             |           |             |           |             |
| CHANNEL             | FREQ. (MHz) | CHANNEL   | FREQ. (MHz) | CHANNEL   | FREQ. (MHz) |           |             |
| 1                   | <b>2412</b> | 5         | 2432        | 9         | 2452        |           |             |
| 2                   | 2417        | <b>6</b>  | <b>2437</b> | 10        | 2457        |           |             |
| 3                   | 2422        | 7         | 2442        | <b>11</b> | <b>2462</b> |           |             |
| 4                   | 2427        | 8         | 2447        |           |             |           |             |
| 802.11n(HT40)       |             |           |             |           |             |           |             |
| CHANNEL             | FREQ. (MHz) | CHANNEL   | FREQ. (MHz) | CHANNEL   | FREQ. (MHz) |           |             |
| <b>3</b>            | <b>2422</b> | <b>6</b>  | <b>2437</b> | <b>9</b>  | <b>2452</b> |           |             |
| 4                   | 2427        | 7         | 2442        |           |             |           |             |
| 5                   | 2432        | 8         | 2447        |           |             |           |             |
| BT-LE(1 Mbps+2Mbps) |             |           |             |           |             |           |             |
| CHANNEL             | FREQ. (MHz) | CHANNEL   | FREQ. (MHz) | CHANNEL   | FREQ. (MHz) | CHANNEL   | FREQ. (MHz) |
| <b>0</b>            | <b>2402</b> | 10        | 2422        | 20        | 2442        | 30        | 2462        |
| 1                   | 2404        | 11        | 2424        | 21        | 2444        | 31        | 2464        |
| 2                   | 2406        | 12        | 2426        | 22        | 2446        | 32        | 2466        |
| 3                   | 2408        | 13        | 2428        | 23        | 2448        | 33        | 2468        |
| 4                   | 2410        | 14        | 2430        | 24        | 2450        | 34        | 2470        |
| 5                   | 2412        | 15        | 2432        | 25        | 2452        | 35        | 2472        |
| 6                   | 2414        | 16        | 2434        | 26        | 2454        | 36        | 2474        |
| 7                   | 2416        | 17        | 2436        | 27        | 2456        | 37        | 2476        |
| 8                   | 2418        | 18        | 2438        | 28        | 2458        | 38        | 2478        |
| 9                   | 2420        | <b>19</b> | <b>2440</b> | 29        | 2460        | <b>39</b> | <b>2480</b> |

1. The channels which were indicated in bold type of the above channel list were selected as representative test channel. Therefore only the data of the test channels were recorded in this report.
2. By means of test software which provided by manufacture, the power levels during the tests were set

| 2.4G WIFI          |               |                |               |                |               |                |               |
|--------------------|---------------|----------------|---------------|----------------|---------------|----------------|---------------|
| 802.11b            |               | 802.11g        |               | 802.11n(HT20)  |               | 802.11n(HT40)  |               |
| FREQUENCY(MHZ)     | POWER SETTING | FREQUENCY(MHZ) | POWER SETTING | FREQUENCY(MHZ) | POWER SETTING | FREQUENCY(MHZ) | POWER SETTING |
| <b>2412</b>        | 32            | <b>2412</b>    | 32            | <b>2412</b>    | 32            | <b>2422</b>    | 12            |
| <b>2437</b>        | 32            | <b>2437</b>    | 32            | <b>2437</b>    | 32            | <b>2437</b>    | 32            |
| <b>2462</b>        | 32            | <b>2462</b>    | 32            | <b>2462</b>    | 32            | <b>2452</b>    | 32            |
| BT-LE(1Mbps+2Mbps) |               |                |               |                |               |                |               |
| GFSK               |               |                |               |                |               |                |               |
| CHANNEL            | POWER SETTING | CHANNEL        | POWER SETTING | CHANNEL        | POWER SETTING | CHANNEL        | POWER SETTING |
| <b>0</b>           | 11            | <b>19</b>      | 11            | <b>39</b>      | 11            |                |               |



## 2.3 TEST MODE APPLICABILITY AND TESTED CHANNEL DETAIL

Pre-scan has been conducted to determine the worst-case mode from all possible combinations between available modulations, data rates, xyz axis and antenna ports

| EUT CONFIGURE MODE | APPLICABLE TEST ITEMS |       |     |      | DESCRIPTION        |
|--------------------|-----------------------|-------|-----|------|--------------------|
|                    | RE<1G                 | RE≥1G | PLC | APCM |                    |
| A                  | √                     | √     | √   | √    | 2.4G WIFI Function |
| B                  | √                     | √     | √   | √    | BT Function        |

Where **RE<1G**: Radiated Emission below 1GHz      **RE≥1G**: Radiated Emission above 1GHz  
**PLC**: Power Line Conducted Emission      **APCM**: Antenna Port Conducted Measurement

### RADIATED EMISSION TEST (BELOW 1 GHz):

- Pre-Scan has been conducted to determine the worst-case mode from all possible combinations between available modulations, XYZ axis, antenna ports (if EUT with antenna diversity architecture) and packet type.
- The worst case was found when positioned on x axis for radiated emission. Following channel(s) was (were) selected for the final test as listed below:

| EUT CONFIGURE MODE | MODE    | AVAILABLE CHANNEL | TESTED CHANNEL | MODULATION TECHNOLOGY | MODULATION TYPE | DATA RATE (Mbps) |
|--------------------|---------|-------------------|----------------|-----------------------|-----------------|------------------|
| A                  | 802.11b | 1 to 11           | 1              | DSSS                  | DBPSK           | 1.0              |

For the test results, only the worst case was shown in test report.

### RADIATED EMISSION TEST (ABOVE 1 GHz):

- Pre-Scan has been conducted to determine the worst-case mode from all possible combinations between available modulations, XYZ axis, antenna ports (if EUT with antenna diversity architecture) and packet type.
- The worst case was found when positioned on x axis for radiated emission. Following channel(s) was (were) selected for the final test as listed below:

| EUT CONFIGURE MODE | MODE          | AVAILABLE CHANNEL | TESTED CHANNEL | MODULATION TECHNOLOGY | MODULATION TYPE | DATA RATE PARAMETER |
|--------------------|---------------|-------------------|----------------|-----------------------|-----------------|---------------------|
| A                  | 802.11b       | 1 to 11           | 1, 6, 11       | DSSS                  | DBPSK           | 1.0 Mbps            |
| A                  | 802.11g       | 1 to 11           | 1, 6, 11       | OFDM                  | BPSK            | 6.0 Mbps            |
| A                  | 802.11n(HT20) | 1 to 11           | 1, 6, 11       | OFDM                  | BPSK            | MCS0                |
| A                  | 802.11n(HT40) | 3 to 9            | 3, 6, 9        | OFDM                  | BPSK            | MCS0                |
| B                  | BT-LE         | 0 to 39           | 0,19, 39       | DTS                   | GFSK            | 1.0 Mbps            |
| B                  | BT-LE         | 0 to 39           | 0,19, 39       | DTS                   | GFSK            | 2.0 Mbps            |



### POWER LINE CONDUCTED EMISSION TEST:

- Pre-Scan has been conducted to determine the worst-case mode from all possible combinations between available modulations, antenna ports (if EUT with antenna diversity architecture), and packet types.
- Following channel(s) was (were) selected for the final test as listed below.

| EUT CONFIGURE MODE | TESTED CONDITION           |
|--------------------|----------------------------|
| -                  | BT LINK + WIFI (2.4G) Link |

### ANTENNA PORT CONDUCTED MEASUREMENT:

- This item includes all test value of each mode, but only includes spectrum plot of worst value of each mode.
- Pre-Scan has been conducted to determine the worst-case mode from all possible combinations between available modulations, antenna ports (if EUT with antenna diversity architecture), and packet types.
- Following channel(s) was (were) selected for the final test as listed below.

| EUT CONFIGURE MODE | MODE          | AVAILABLE CHANNEL | TESTED CHANNEL | MODULATION TECHNOLOGY | MODULATION TYPE | DATA RATE (Mbps) |
|--------------------|---------------|-------------------|----------------|-----------------------|-----------------|------------------|
| A                  | 802.11b       | 1 to 11           | 1, 6, 11       | DSSS                  | DBPSK           | 1.0 Mbps         |
| A                  | 802.11g       | 1 to 11           | 1, 6, 11       | OFDM                  | BPSK            | 6.0 Mbps         |
| A                  | 802.11n(HT20) | 1 to 11           | 1, 6, 11       | OFDM                  | BPSK            | MCS0             |
| A                  | 802.11n(HT40) | 3 to 9            | 3, 6, 9        | OFDM                  | BPSK            | MCS0             |
| B                  | BT-LE         | 0 to 39           | 0,19, 39       | DTS                   | GFSK            | 1.0 Mbps         |
| B                  | BT-LE         | 0 to 39           | 0,19, 39       | DTS                   | GFSK            | 2.0 Mbps         |

### TEST CONDITION:

| APPLICABLE TO | ENVIRONMENTAL CONDITIONS | TEST VOLTAGE (SYSTEM) | TESTED BY  |
|---------------|--------------------------|-----------------------|------------|
| RE<1G         | 24deg. C, 55%RH          | DC 3.89V from battery | Li Jialing |
| RE≥1G         | 24deg. C, 55%RH          | DC 3.89V from battery | Li Jialing |
| PLC           | 24deg. C, 55%RH          | DC 3.89V from battery | Li Jialing |
| APCM          | 25deg. C, 58%RH          | DC 3.89V from battery | Li Jialing |



## 2.4 GENERAL DESCRIPTION OF APPLIED STANDARDS

The EUT is a RF product, according to the specifications of the manufacturers. It must comply with the requirements of the following standards:

- FCC PART 15, Subpart C. Section 15.247**
- KDB 558074 D01 15.247 Meas Guidance v05r02**
- KDB 662911 D01 Multiple Transmitter Output v02r01**
- ANSI C63.10-2013**

All test items have been performed and recorded as per the above standards

## 2.5 DESCRIPTION OF SUPPORT UNITS

The EUT has been tested as an independent unit together with other necessary accessories or support units. The following support units or accessories were used to form a representative test configuration during the tests.

| Support Equipment |             |                   |             |                      |                    |                |             |
|-------------------|-------------|-------------------|-------------|----------------------|--------------------|----------------|-------------|
| NO                | Description | Brand             | Model No.   | Serial Number        | Supplied by        |                |             |
| N/A               | N/A         | N/A               | N/A         | N/A                  | N/A                |                |             |
|                   |             |                   |             |                      |                    |                |             |
| Support Cable     |             |                   |             |                      |                    |                |             |
| NO                | Description | Quantity (Number) | Length (cm) | Detachable (Yes/ No) | Shielded (Yes/ No) | Cores (Number) | Supplied by |
| N/A               | N/A         | N/A               | N/A         | N/A                  | N/A                | N/A            | N/A         |
|                   |             |                   |             |                      |                    |                |             |

## 3 TEST TYPES AND RESULTS

### 3.1 CONDUCTED EMISSION MEASUREMENT

#### 3.1.1 Limit

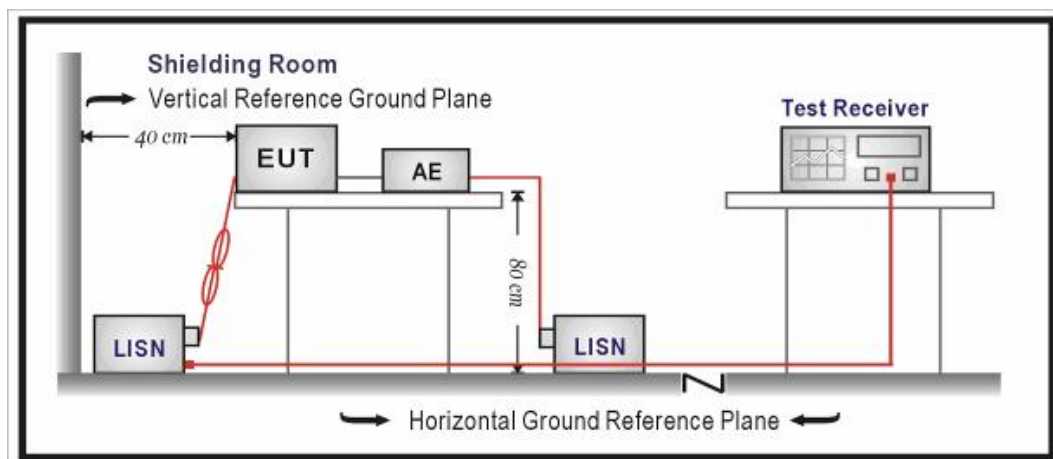
| Frequency (MHz) | Conducted Limits(dBμV) |           |
|-----------------|------------------------|-----------|
|                 | Quasi-peak             | Average   |
| 0.15 - 0.5      | 66 to 56 *             | 56 to 46* |
| 0.5 - 5         | 56                     | 46        |
| 5 - 30          | 60                     | 50        |

NOTE: 1. The lower limit shall apply at the transition frequencies.  
NOTE: 2. The limit decreases in line with the logarithm of the frequency in the range of 0.15 to 0.50MHz.

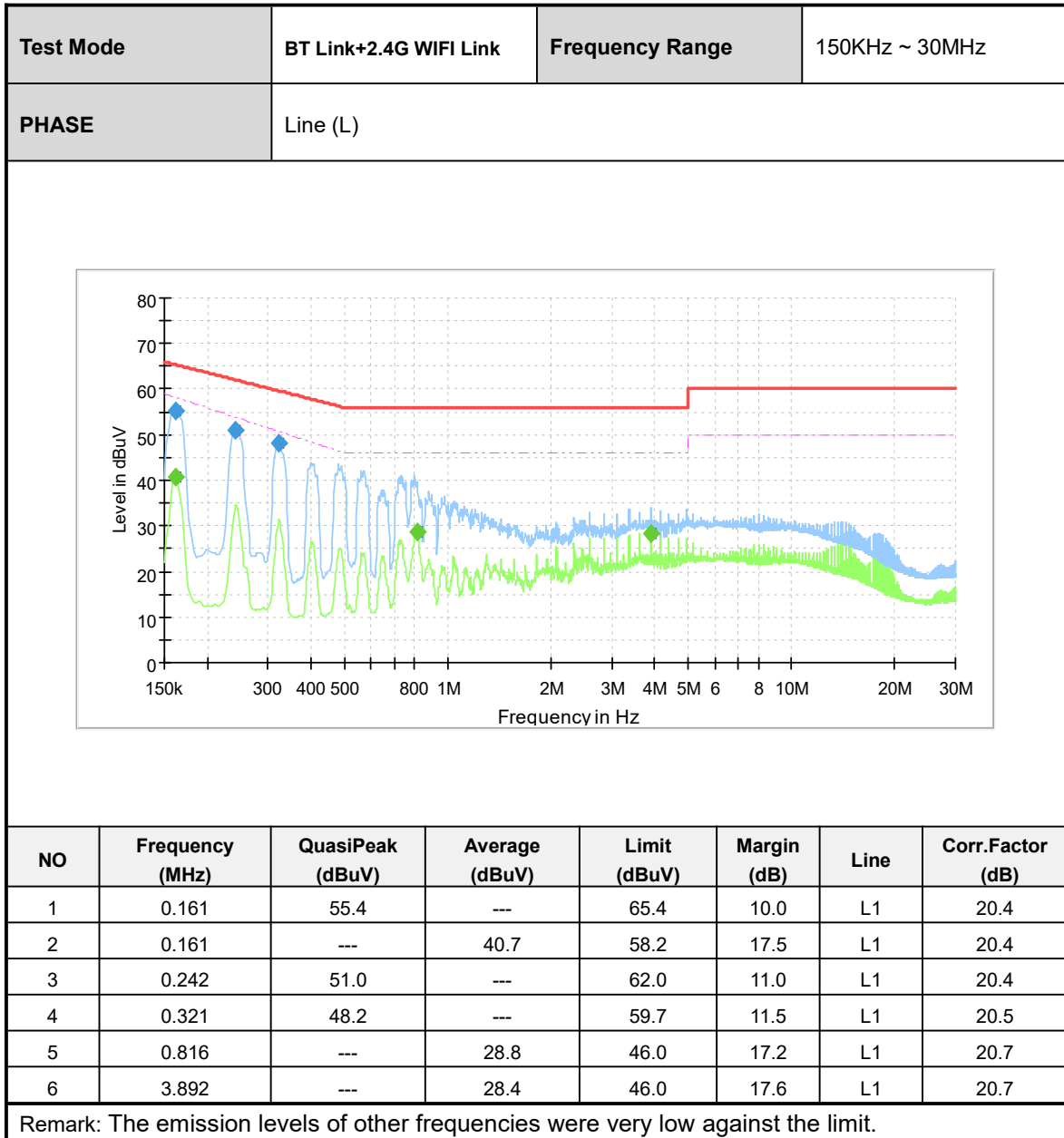
#### 3.1.2 Measurement procedure

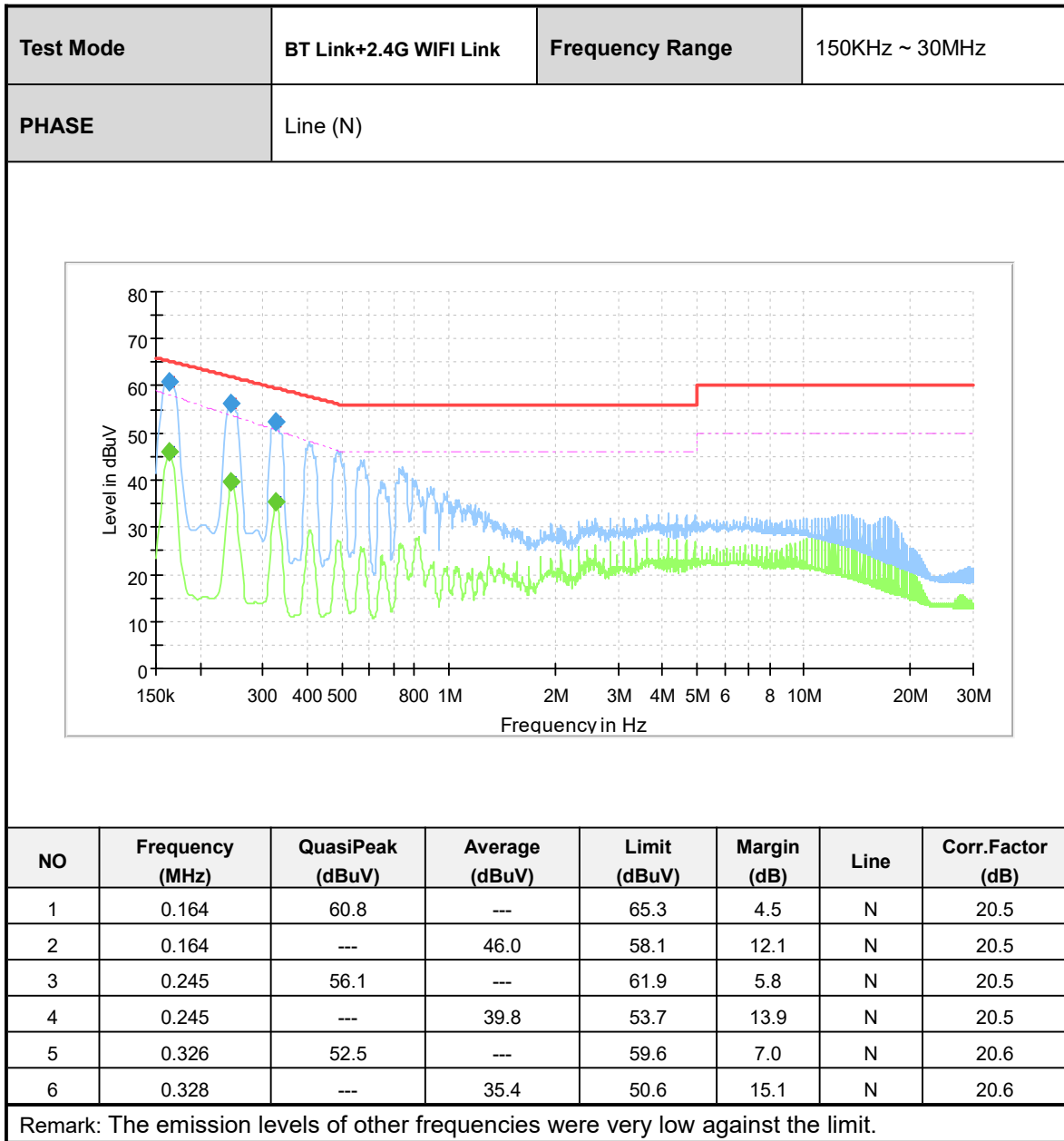
- The EUT was placed on a platform of nominal size, 1 m by 1.5 m, raised 80 cm above the conducting ground plane. The vertical conducting plane was located 40 cm to the rear of the EUT. All other surfaces of EUT were at least 80 cm from any other grounded conducting surface. The EUT and simulators are connected to the main power through a line impedance stabilization network (LISN). The LISN provides a 50 ohm /50uH coupling impedance for the measuring equipment. The peripheral devices are also connected to the main power through a LISN. (Please refer to the Test photographs) Each current-carrying conductor of the EUT power cord, except the ground (safety) conductor, was individually connected through a LISN to the input power source. The equipment under test shall be placed on a support of non-metallic material, the height of which shall be 1.5m above the ground,
- The excess length of the power cord between the EUT and the LISN receptacle were folded back and forth at the center of the lead to form a bundle not exceeding 40 cm in length.
- Conducted emissions were investigated over the frequency range from 0.15MHz to 30MHz using a receiver bandwidth of 9 kHz.

#### 3.1.3 Test setup



### 3.1.4 Test results







## 3.2 RADIATED EMISSION AND BANDEDGE MEASUREMENT

### 3.2.1 Limit

Radiated emissions which fall in the restricted bands, as defined in Section 15.205(a), must also comply with the radiated emission limits specified in Section 15.209(a).

| FREQUENCIES (MHz) | FIELD STRENGTH<br>(Microvolts/Meter) | MEASUREMENT DISTANCE<br>(Meters) |
|-------------------|--------------------------------------|----------------------------------|
| 0.009 ~ 0.490     | 2400/F(kHz)                          | 300                              |
| 0.490 ~ 1.705     | 24000/F(kHz)                         | 30                               |
| 1.705 ~ 30.0      | 30                                   | 30                               |
| 30 ~ 88           | 100                                  | 3                                |
| 88 ~ 216          | 150                                  | 3                                |
| 216 ~ 960         | 200                                  | 3                                |
| Above 960         | 500                                  | 3                                |

NOTE: 1. The lower limit shall apply at the transition frequencies.  
NOTE: 2. Emission level (dBuV/m) = 20 log Emission level (uV/m).  
NOTE: 3. As shown in 15.35(b), for frequencies above 1000MHz, the field strength limits are based on average detector, however, the peak field strength of any emission shall not exceed the maximum permitted average limits, specified above by more than 20dB under any condition of modulation.

### 3.2.2 Measurement procedure

- The EUT was placed on the top of a rotating table 1.5 meters(above 1GHz) and 0.8 meters(below 1GHz) above the ground at a 3 meters semi-anechoic chamber. The table was rotated 360 degrees to determine the position of the highest radiation.
- The EUT was set 3 meters away from the interference-receiving antenna, which was mounted on the top of a variable-height antenna tower.
- For below 1GHz was used bilog antenna, and above 1GHz was used horn antenna, and its height is varied from one meter to four meters above the ground to determine the maximum value of the field strength. Both horizontal and vertical polarizations of the antenna are set to make the measurement.
- For each suspected emission, the EUT was arranged to its worst case and then the antenna was tuned to heights from 1 meter to 4 meters and the rotatable table was turned from 0 degrees to 360 degrees to find the maximum reading.
- The test-receiver system was set to Peak Detect Function and Specified Bandwidth with Maximum Hold Mode.
- For below 30MHz, a loop antenna with its vertical plane is place 3m from the EUT and rotated about its vertical axis for maximum response at each azimuth about the EUT. And the centre of the loop shall be 1m above the ground.
- During the test, each emission was maximized by: having the EUT continuously working, investigated all operating modes, rotated about all 3 axis (X, Y & Z) and considered typical configuration to obtain worst position, manipulating interconnecting cables, For battery operated equipment, the equipment tests shall be perform using fresh batteries. The turntable was rotated to maximize the emission level.

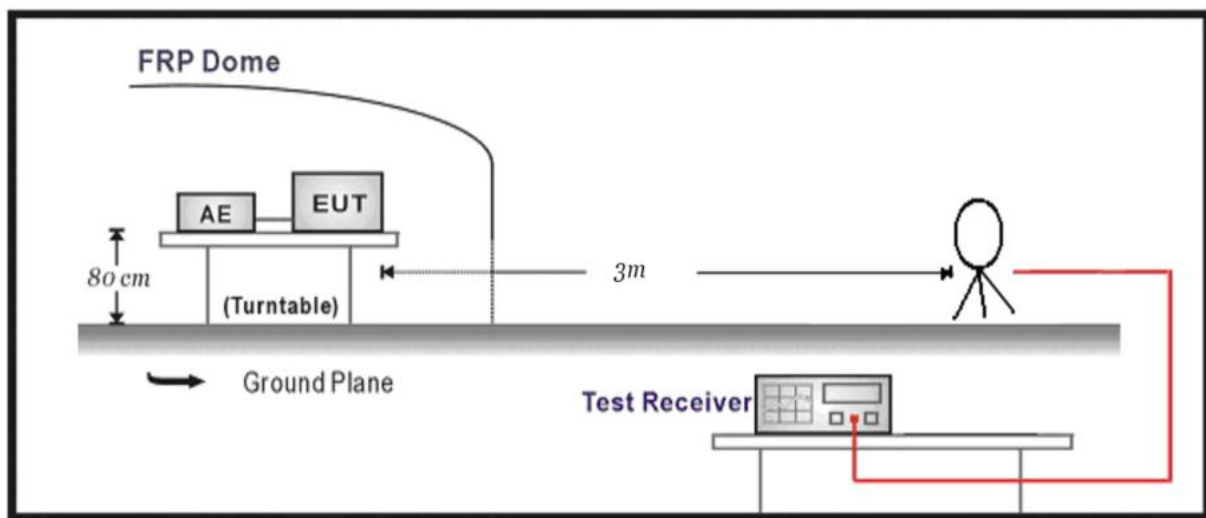


**NOTE:**

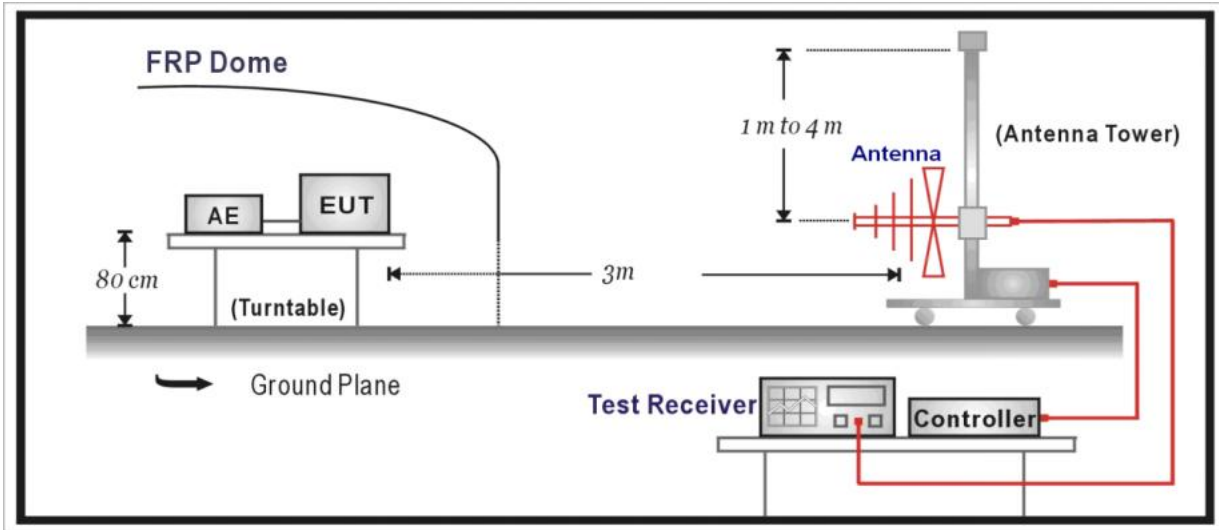
1. The resolution bandwidth and video bandwidth of test receiver/spectrum analyzer is 120kHz for Quasi-peak detection at frequency below 1GHz.
2. The resolution bandwidth of test receiver/spectrum analyzer is 1 MHz and video bandwidth is 3MHz for Peak detection at frequency above 1GHz.
3. The resolution bandwidth of test receiver/spectrum analyzer is 1MHz and the video bandwidth is  $\geq 1/T$  (Duty cycle < 98%) or 10Hz (Duty cycle > 98%) for Average detection (AV) at frequency above 1GHz.
4. All modes of operation were investigated and the worst-case emissions are reported.
5. The testing of the EUT was performed on all 3 orthogonal axes; the worst-case test configuration was reported on the file test setup photo.

### 3.2.3 Test setup

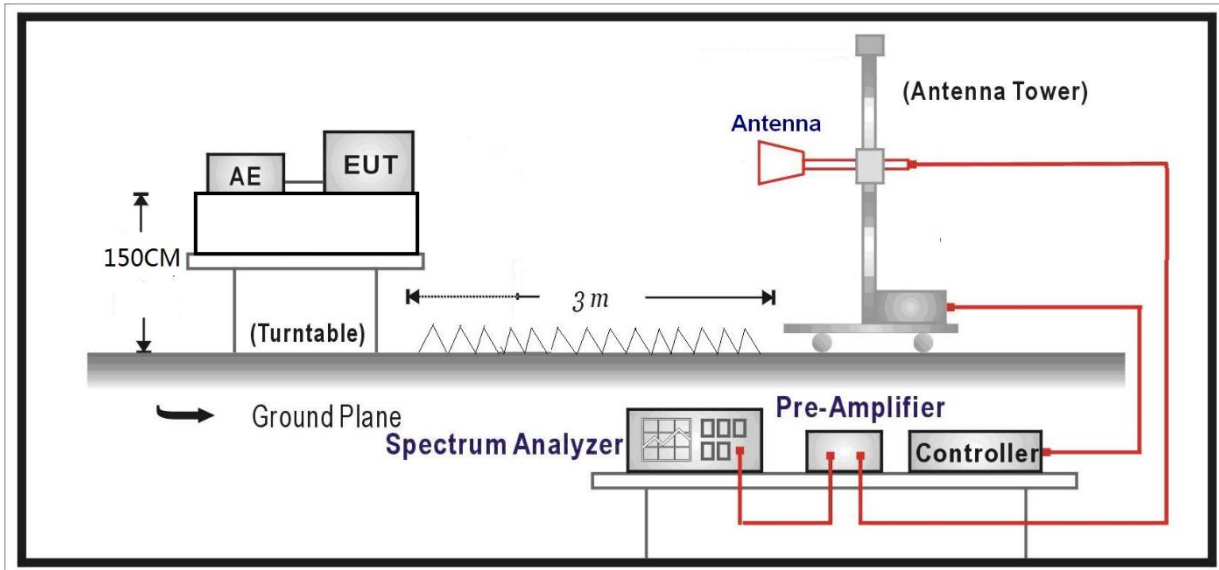
Below 30MHz Test Setup:



Below 1GHz Test Setup:



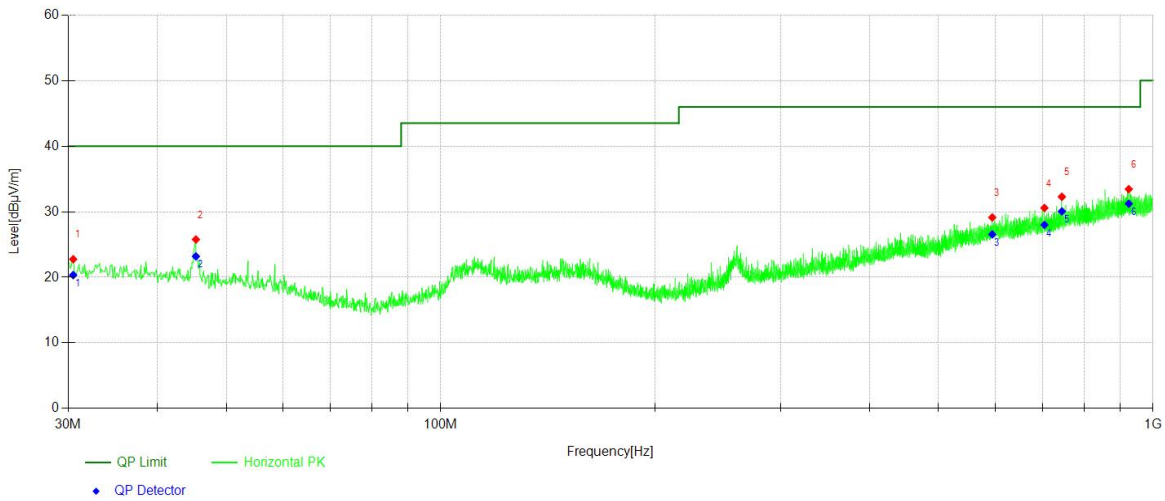
Above 1GHz Test Setup:



### 3.2.4 Test results

BELOW 1GHz WORST-CASE DATA:

|                        |                |                          |                 |
|------------------------|----------------|--------------------------|-----------------|
| <b>Worst Test Mode</b> | <b>802.11b</b> | <b>Channel</b>           | CH 1            |
| <b>Frequency Range</b> | 9KHz ~ 1GHz    | <b>Detector Function</b> | Quasi-Peak (QP) |

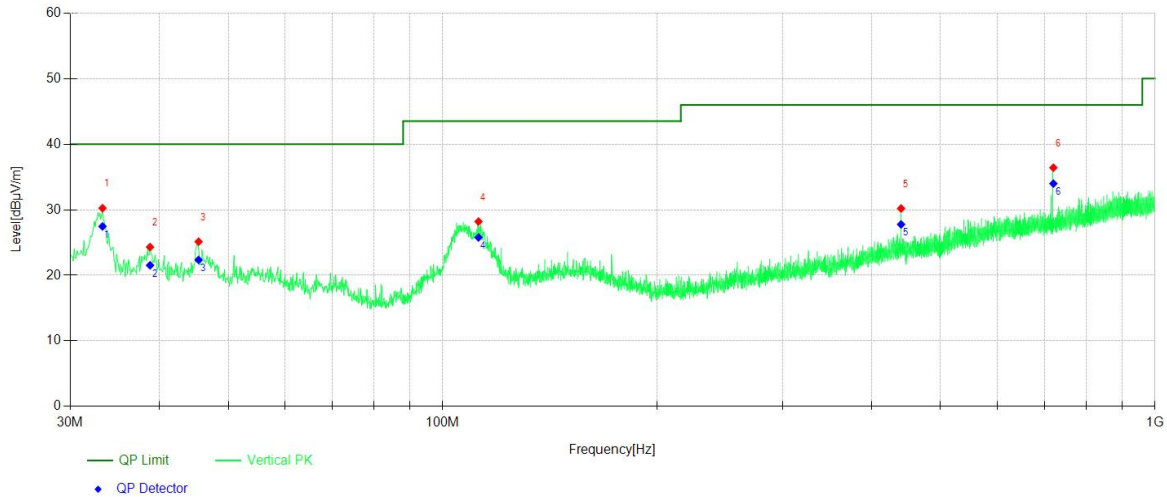


| Final Data List |             |                   |                   |                |             |           |            |
|-----------------|-------------|-------------------|-------------------|----------------|-------------|-----------|------------|
| NO.             | Freq. [MHz] | QP Value [dBµV/m] | QP Limit [dBµV/m] | QP Margin [dB] | Height [cm] | Angle [°] | Polarity   |
| 1               | 30.485      | 20.34             | 40.00             | 19.66          | 200         | 198       | Horizontal |
| 2               | 45.3275     | 23.20             | 40.00             | 16.80          | 100         | 243       | Horizontal |
| 3               | 594.7905    | 26.55             | 46.00             | 19.45          | 100         | 263       | Horizontal |
| 4               | 704.0234    | 28.00             | 46.00             | 18.00          | 200         | 118       | Horizontal |
| 5               | 744.8645    | 30.06             | 46.00             | 15.94          | 100         | 202       | Horizontal |
| 6               | 924.7205    | 31.23             | 46.00             | 14.77          | 100         | 162       | Horizontal |

- Remark: 1. The emission levels of other frequencies were greater than 20dB margin.  
 2. Level (dBuV/m) = Reading (dBuV/m) + Factor (dB).  
 3. Factor (dB/m) = Antenna Factor (dB/m) + Cable Factor (dB).  
 4. Margin(dB) = Limit[dBµV/m] - Level [dBµV/m]



|                        |                |                          |                 |
|------------------------|----------------|--------------------------|-----------------|
| <b>Worst Test Mode</b> | <b>802.11b</b> | <b>Channel</b>           | CH 1            |
| <b>Frequency Range</b> | 9KHz ~ 1GHz    | <b>Detector Function</b> | Quasi-Peak (QP) |



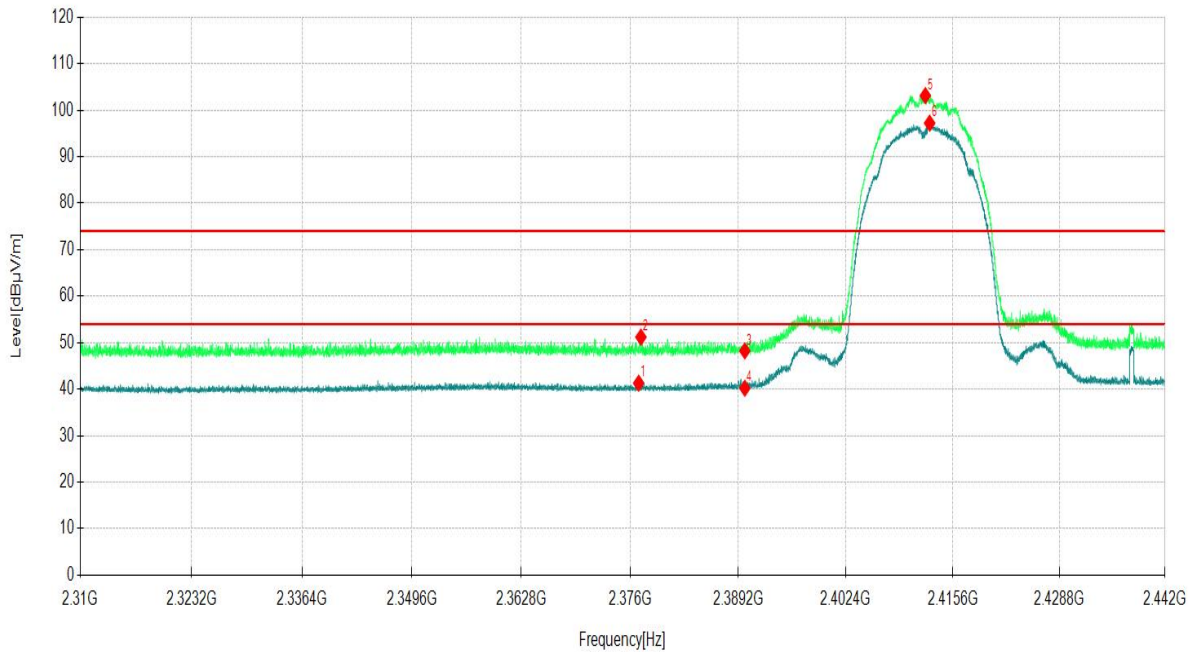
| Final Data List |             |                   |                   |                |             |           |          |
|-----------------|-------------|-------------------|-------------------|----------------|-------------|-----------|----------|
| NO.             | Freq. [MHz] | QP Value [dBμV/m] | QP Limit [dBμV/m] | QP Margin [dB] | Height [cm] | Angle [°] | Polarity |
| 1               | 33.2983     | 27.46             | 40.00             | 12.54          | 100         | 359       | Vertical |
| 2               | 38.8279     | 21.53             | 40.00             | 18.47          | 100         | 212       | Vertical |
| 3               | 45.4245     | 22.35             | 40.00             | 17.65          | 100         | 273       | Vertical |
| 4               | 112.2642    | 25.78             | 43.50             | 17.72          | 100         | 360       | Vertical |
| 5               | 440.06      | 27.77             | 46.00             | 18.23          | 100         | 50        | Vertical |
| 6               | 720.03      | 33.99             | 46.00             | 12.01          | 100         | 263       | Vertical |

- Remark: 1. The emission levels of other frequencies were greater than 20dB margin.  
 2. Level (dBuV/m) = Reading (dBuV/m) + Factor (dB).  
 3. Factor (dB/m) = Antenna Factor (dB/m) + Cable Factor (dB).  
 4. Margin(dB) = Limit[dBμV/m] - Level [dBμV/m]



### ABOVE 1GHz DATA

|                        |                     |                          |         |
|------------------------|---------------------|--------------------------|---------|
| <b>Channel</b>         | <b>802.11b CH 1</b> | <b>Frequency</b>         | 2412MHz |
| <b>Frequency Range</b> | Above 1G            | <b>Detector Function</b> | PK/AV   |

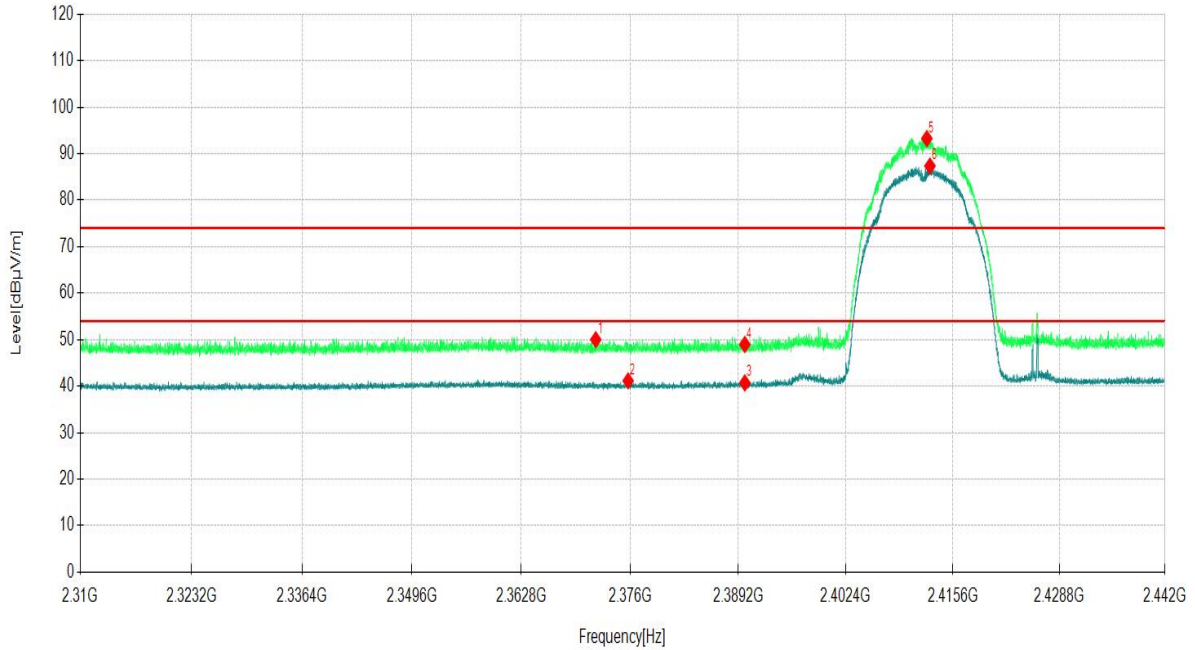


| Suspected Data List |             |                  |             |                |                |             |             |           |          |            |
|---------------------|-------------|------------------|-------------|----------------|----------------|-------------|-------------|-----------|----------|------------|
| N O.                | Freq. [MHz] | Reading [dBµV/m] | Factor [dB] | Level [dBµV/m] | Limit [dBµV/m] | Margin [dB] | Height [cm] | Angle [°] | Detector | Polarity   |
| 1                   | 2377.04     | 41.57            | -0.28       | 41.29          | 54.00          | 12.71       | 400         | 75        | AV       | Horizontal |
| 2                   | 2377.31     | 51.48            | -0.28       | 51.20          | 74.00          | 22.80       | 100         | 167       | PK       | Horizontal |
| 3                   | 2390.00     | 48.38            | -0.15       | 48.23          | 74.00          | 25.77       | 100         | 193       | PK       | Horizontal |
| 4                   | 2390.00     | 40.35            | -0.15       | 40.20          | 54.00          | 13.80       | 300         | 82        | AV       | Horizontal |
| 5                   | 2412.20     | 102.95           | 0.16        | 103.11         | 74.00          |             | 400         | 75        | PK       | Horizontal |
| 6                   | 2412.73     | 97.04            | 0.16        | 97.20          | 54.00          |             | 100         | 75        | AV       | Horizontal |
| 7                   | 4824.09     | 42.36            | 9.68        | 52.04          | 54.00          | 1.96        | 300         | 264       | AV       | Horizontal |
| 8                   | 4824.75     | 49.08            | 9.69        | 58.77          | 74.00          | 15.23       | 100         | 274       | PK       | Horizontal |
| 9                   | 7234.92     | 26.18            | 12.40       | 38.58          | 54.00          | 15.42       | 400         | 255       | AV       | Horizontal |
| 10                  | 7237.26     | 32.99            | 12.37       | 45.36          | 74.00          | 28.64       | 400         | 270       | PK       | Horizontal |
| 11                  | 9647.70     | 23.43            | 13.14       | 36.57          | 54.00          | 17.43       | 100         | 300       | AV       | Horizontal |
| 12                  | 9963.64     | 29.22            | 13.74       | 42.96          | 74.00          | 31.04       | 400         | 245       | PK       | Horizontal |

- Remark: 1. The emission levels of other frequencies were greater than 20dB margin.  
 2. Level (dBuV/m) = Reading (dBuV/m) + Factor (dB).  
 3. Factor (dB/m) = Antenna Factor (dB/m) + Cable Factor (dB).  
 4. Margin(dB) = Limit[dBµV/m] - Level [dBµV/m]



|                        |                     |                          |         |
|------------------------|---------------------|--------------------------|---------|
| <b>Channel</b>         | <b>802.11b CH 1</b> | <b>Frequency</b>         | 2412MHz |
| <b>Frequency Range</b> | Above 1G            | <b>Detector Function</b> | PK/AV   |



| Suspected Data List |             |                  |             |                |                |             |             |           |          |          |
|---------------------|-------------|------------------|-------------|----------------|----------------|-------------|-------------|-----------|----------|----------|
| N O.                | Freq. [MHz] | Reading [dBµV/m] | Factor [dB] | Level [dBµV/m] | Limit [dBµV/m] | Margin [dB] | Height [cm] | Angle [°] | Detector | Polarity |
| 1                   | 2371.82     | 50.27            | -0.27       | 50.00          | 74.00          | 24.00       | 300         | 147       | PK       | Vertical |
| 2                   | 2375.76     | 41.41            | -0.27       | 41.14          | 54.00          | 12.86       | 200         | 73        | AV       | Vertical |
| 3                   | 2390.00     | 40.86            | -0.15       | 40.71          | 54.00          | 13.29       | 100         | 255       | AV       | Vertical |
| 4                   | 2390.00     | 49.12            | -0.15       | 48.97          | 74.00          | 25.03       | 200         | 3         | PK       | Vertical |
| 5                   | 2412.39     | 93.08            | 0.16        | 93.24          | 74.00          |             | 100         | 32        | PK       | Vertical |
| 6                   | 2412.77     | 87.19            | 0.16        | 87.35          | 54.00          |             | 400         | 32        | AV       | Vertical |
| 7                   | 4824.09     | 42.60            | 9.68        | 52.28          | 54.00          | 1.72        | 400         | 66        | AV       | Vertical |
| 8                   | 4824.09     | 49.78            | 9.68        | 59.46          | 74.00          | 14.54       | 400         | 66        | PK       | Vertical |
| 9                   | 7234.92     | 41.05            | 12.40       | 53.45          | 74.00          | 20.55       | 300         | 290       | PK       | Vertical |
| 10                  | 7234.92     | 34.73            | 12.40       | 47.13          | 54.00          | 6.87        | 100         | 296       | AV       | Vertical |
| 11                  | 9647.70     | 25.79            | 13.14       | 38.93          | 54.00          | 15.07       | 300         | 270       | AV       | Vertical |
| 12                  | 9647.70     | 30.77            | 13.14       | 43.91          | 74.00          | 30.09       | 300         | 275       | PK       | Vertical |

Remark: 1. The emission levels of other frequencies were greater than 20dB margin.

2. Level (dBuV/m) = Reading (dBuV/m) + Factor (dB).

3. Factor (dB/m) = Antenna Factor (dB/m) + Cable Factor (dB).

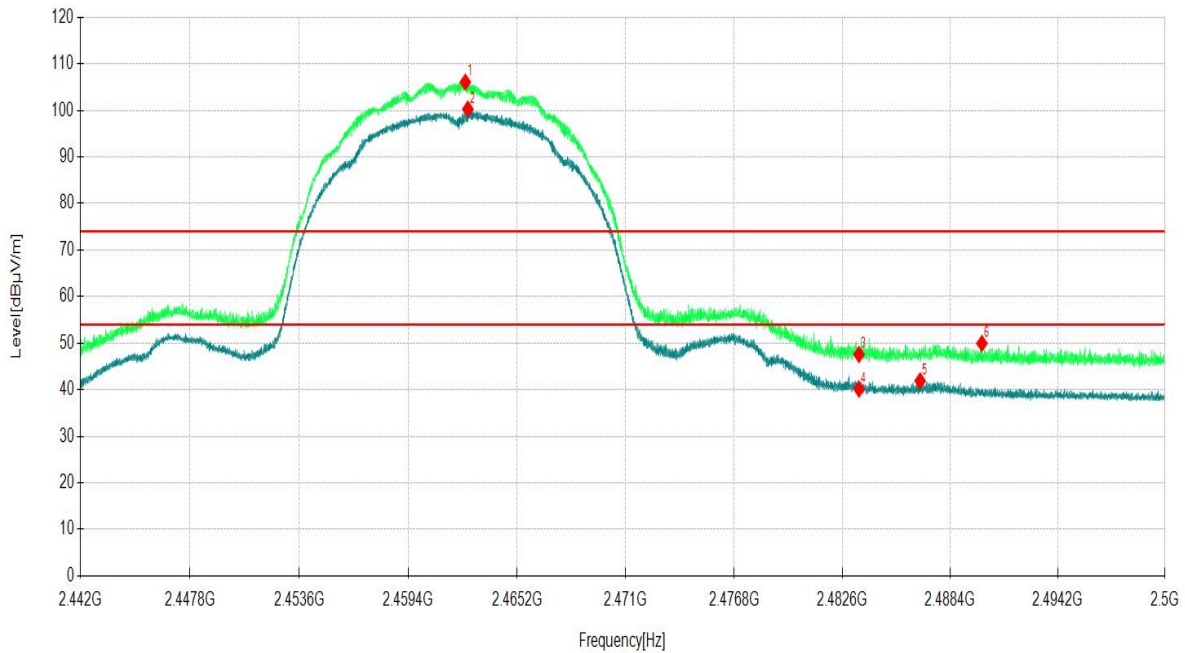
4. Margin(dB) = Limit[dBµV/m] - Level [dBµV/m]



| <b>Channel</b>  |             | <b>802.11b CH 6</b> |             | <b>Frequency</b>         |                | 2437MHz     |             |           |          |
|---|-------------|---------------------|-------------|--------------------------|----------------|-------------|-------------|-----------|----------|
| <b>Frequency Range</b>  |             | Above 1G            |             | <b>Detector Function</b> |                | PK/AV       |             |           |          |
| <b>Horizontal</b>   |             |                     |             |                          |                |             |             |           |          |
| NO  | Freq. [MHz] | Reading [dBμV/m]    | Factor [dB] | Level [dBμV/m]           | Limit [dBμV/m] | Margin [dB] | Height [cm] | Angle [°] | Detector |
| 1   | 4873.27     | 43.07               | 9.69        | 52.76                    | 54.00          | 1.24        | 400         | 243       | AV       |
| 2   | 4873.93     | 53.37               | 9.69        | 63.06                    | 74.00          | 10.94       | 400         | 243       | PK       |
| 3   | 7308.64     | 33.66               | 11.06       | 44.72                    | 74.00          | 29.28       | 100         | 262       | PK       |
| 4   | 7312.15     | 27.58               | 11.03       | 38.61                    | 54.00          | 15.39       | 300         | 180       | AV       |
| 5   | 9748.33     | 23.99               | 13.24       | 37.23                    | 54.00          | 16.77       | 400         | 232       | AV       |
| 6   | 9748.33     | 32.02               | 13.24       | 45.26                    | 74.00          | 28.74       | 400         | 232       | PK       |
| <b>Vertical</b>   |             |                     |             |                          |                |             |             |           |          |
| NO  | Freq. [MHz] | Reading [dBμV/m]    | Factor [dB] | Level [dBμV/m]           | Limit [dBμV/m] | Margin [dB] | Height [cm] | Angle [°] | Remark   |
| 1   | 4873.27     | 50.10               | 9.69        | 59.79                    | 74.00          | 14.21       | 100         | 298       | PK       |
| 2   | 4875.25     | 42.26               | 9.72        | 51.98                    | 54.00          | 2.02        | 300         | 304       | AV       |
| 3   | 7309.81     | 35.93               | 11.04       | 46.97                    | 54.00          | 7.03        | 200         | 271       | AV       |
| 4   | 7310.98     | 41.98               | 11.03       | 53.01                    | 74.00          | 20.99       | 300         | 271       | PK       |
| 5   | 9748.33     | 26.24               | 13.24       | 39.48                    | 54.00          | 14.52       | 300         | 251       | AV       |
| 6   | 9748.33     | 32.59               | 13.24       | 45.83                    | 74.00          | 28.17       | 300         | 255       | PK       |
| <p>Remark: 1. The emission levels of other frequencies were greater than 20dB margin.<br/> 2. Level (dBuV/m) = Reading (dBuV/m) + Factor (dB).<br/> 3. Factor (dB/m) = Antenna Factor (dB/m) + Cable Factor (dB).<br/> 4. Margin(dB) = Limit[dBμV/m] - Level [dBμV/m]</p> |             |                     |             |                          |                |             |             |           |          |



|                        |                      |                          |         |
|------------------------|----------------------|--------------------------|---------|
| <b>Channel</b>         | <b>802.11b CH 11</b> | <b>Frequency</b>         | 2462MHz |
| <b>Frequency Range</b> | Above 1G             | <b>Detector Function</b> | PK/AV   |



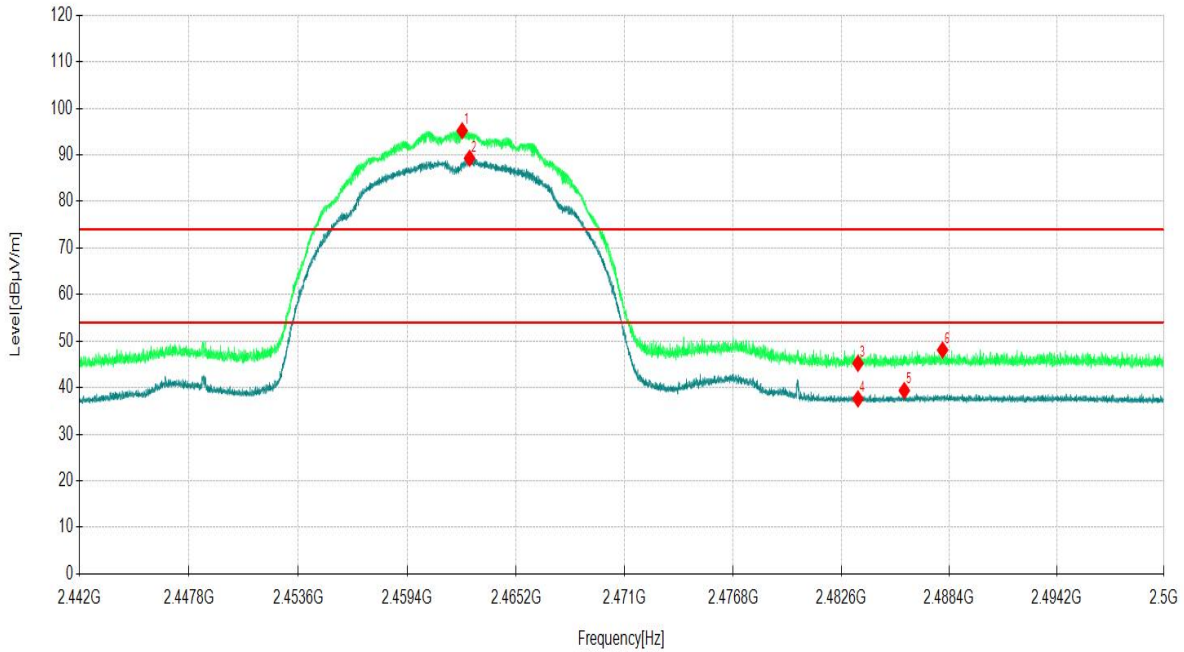
| Suspected Data List |             |                  |             |                |                |             |             |           |          |           |
|---------------------|-------------|------------------|-------------|----------------|----------------|-------------|-------------|-----------|----------|-----------|
| N O.                | Freq. [MHz] | Reading [dBµV/m] | Factor [dB] | Level [dBµV/m] | Limit [dBµV/m] | Margin [dB] | Height [cm] | Angle [°] | Detector | Polarity  |
| 1                   | 2462.44     | 105.42           | 0.64        | 106.06         | 74.00          |             | 300         | 72        | PK       | Horizonta |
| 2                   | 2462.57     | 99.64            | 0.63        | 100.27         | 54.00          |             | 100         | 72        | AV       | Horizonta |
| 3                   | 2483.50     | 47.12            | 0.45        | 47.57          | 74.00          | 26.43       | 300         | 65        | PK       | Horizonta |
| 4                   | 2483.50     | 39.69            | 0.45        | 40.14          | 54.00          | 13.86       | 400         | 72        | AV       | Horizonta |
| 5                   | 2486.79     | 41.31            | 0.59        | 41.90          | 54.00          | 12.10       | 100         | 72        | AV       | Horizonta |
| 6                   | 2490.12     | 49.22            | 0.72        | 49.94          | 74.00          | 24.06       | 200         | 72        | PK       | Horizonta |
| 7                   | 4923.43     | 53.01            | 10.16       | 63.17          | 74.00          | 10.83       | 100         | 244       | PK       | Horizonta |
| 8                   | 4930.69     | 42.24            | 9.96        | 52.20          | 54.00          | 1.80        | 400         | 244       | AV       | Horizonta |
| 9                   | 7383.53     | 34.85            | 9.87        | 44.72          | 74.00          | 29.28       | 200         | 180       | PK       | Horizonta |
| 10                  | 7383.53     | 29.12            | 9.87        | 38.99          | 54.00          | 15.01       | 400         | 180       | AV       | Horizonta |
| 11                  | 9847.79     | 24.05            | 13.24       | 37.29          | 54.00          | 16.71       | 100         | 299       | AV       | Horizonta |
| 12                  | 10245.6     | 28.63            | 13.80       | 42.43          | 74.00          | 31.57       | 300         | 3         | PK       | Horizonta |

- Remark: 1. The emission levels of other frequencies were greater than 20dB margin.  
 2. Level (dBuV/m) = Reading (dBuV/m) + Factor (dB).  
 3. Factor (dB/m) = Antenna Factor (dB/m) + Cable Factor (dB).  
 4. Margin(dB) = Limit[dBµV/m] - Level [dBµV/m]





|                        |                      |                          |         |
|------------------------|----------------------|--------------------------|---------|
| <b>Channel</b>         | <b>802.11b CH 11</b> | <b>Frequency</b>         | 2462MHz |
| <b>Frequency Range</b> | Above 1G             | <b>Detector Function</b> | PK/AV   |



| Suspected Data List |             |                  |             |                |                |             |             |           |          |          |
|---------------------|-------------|------------------|-------------|----------------|----------------|-------------|-------------|-----------|----------|----------|
| NO                  | Freq. [MHz] | Reading [dBµV/m] | Factor [dB] | Level [dBµV/m] | Limit [dBµV/m] | Margin [dB] | Height [cm] | Angle [°] | Detector | Polarity |
| 1                   | 2462.3      | 94.54            | 0.63        | 95.17          | 74.00          |             | 100         | 110       | PK       | Vertical |
| 2                   | 2462.7      | 88.64            | 0.64        | 89.28          | 54.00          |             | 400         | 110       | AV       | Vertical |
| 3                   | 2483.5      | 44.78            | 0.45        | 45.23          | 74.00          | 28.77       | 300         | 263       | PK       | Vertical |
| 4                   | 2483.5      | 37.15            | 0.45        | 37.60          | 54.00          | 16.40       | 300         | 256       | AV       | Vertical |
| 5                   | 2485.9      | 38.84            | 0.55        | 39.39          | 54.00          | 14.61       | 300         | 276       | AV       | Vertical |
| 6                   | 2488.0      | 47.47            | 0.63        | 48.10          | 74.00          | 25.90       | 300         | 97        | PK       | Vertical |
| 7                   | 4920.1      | 41.68            | 10.27       | 51.95          | 54.00          | 2.05        | 300         | 309       | AV       | Vertical |
| 8                   | 4920.1      | 49.77            | 10.27       | 60.04          | 74.00          | 13.96       | 400         | 309       | PK       | Vertical |
| 9                   | 7384.7      | 36.77            | 9.85        | 46.62          | 54.00          | 7.38        | 100         | 296       | AV       | Vertical |
| 10                  | 7385.8      | 41.91            | 9.82        | 51.73          | 74.00          | 22.27       | 400         | 306       | PK       | Vertical |
| 11                  | 9847.7      | 33.08            | 13.24       | 46.32          | 74.00          | 27.68       | 300         | 256       | PK       | Vertical |
| 12                  | 9847.7      | 27.45            | 13.24       | 40.69          | 54.00          | 13.31       | 200         | 252       | AV       | Vertical |

Remark: 1. The emission levels of other frequencies were greater than 20dB margin.

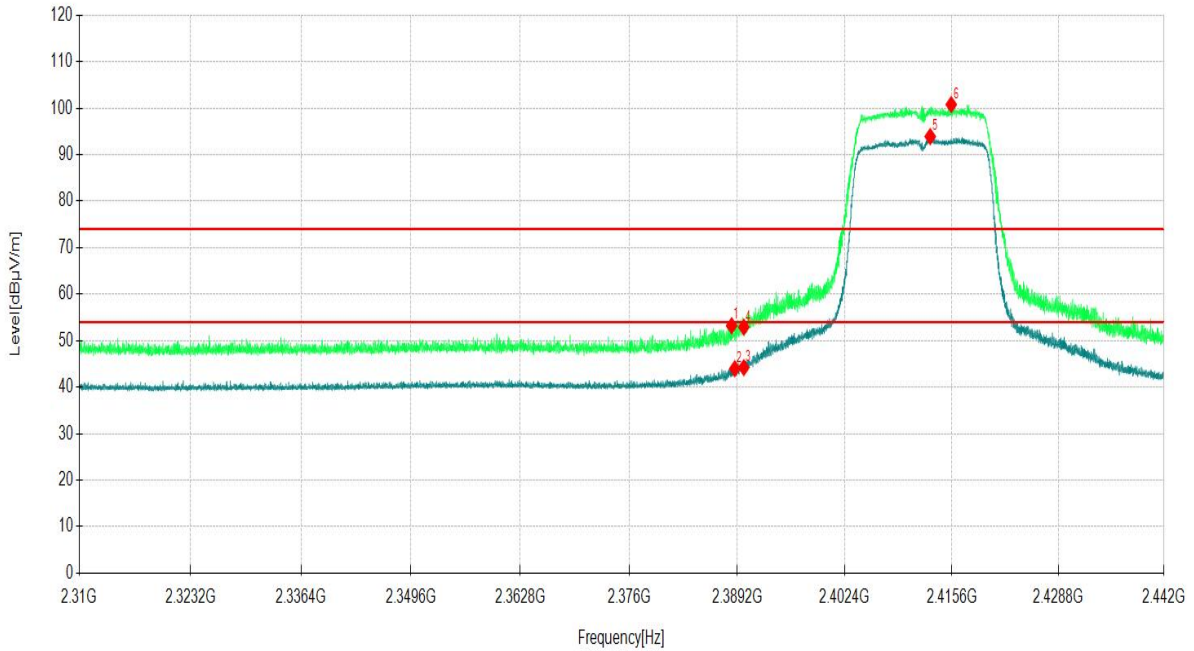
2. Level (dBuV/m) = Reading (dBuV/m) + Factor (dB).

3. Factor (dB/m) = Antenna Factor (dB/m) + Cable Factor (dB).

4. Margin(dB) = Limit[dBµV/m] - Level [dBµV/m]



|                        |              |                          |         |
|------------------------|--------------|--------------------------|---------|
| <b>Channel</b>         | 802.11g CH 1 | <b>Frequency</b>         | 2412MHz |
| <b>Frequency Range</b> | Above 1G     | <b>Detector Function</b> | PK/AV   |

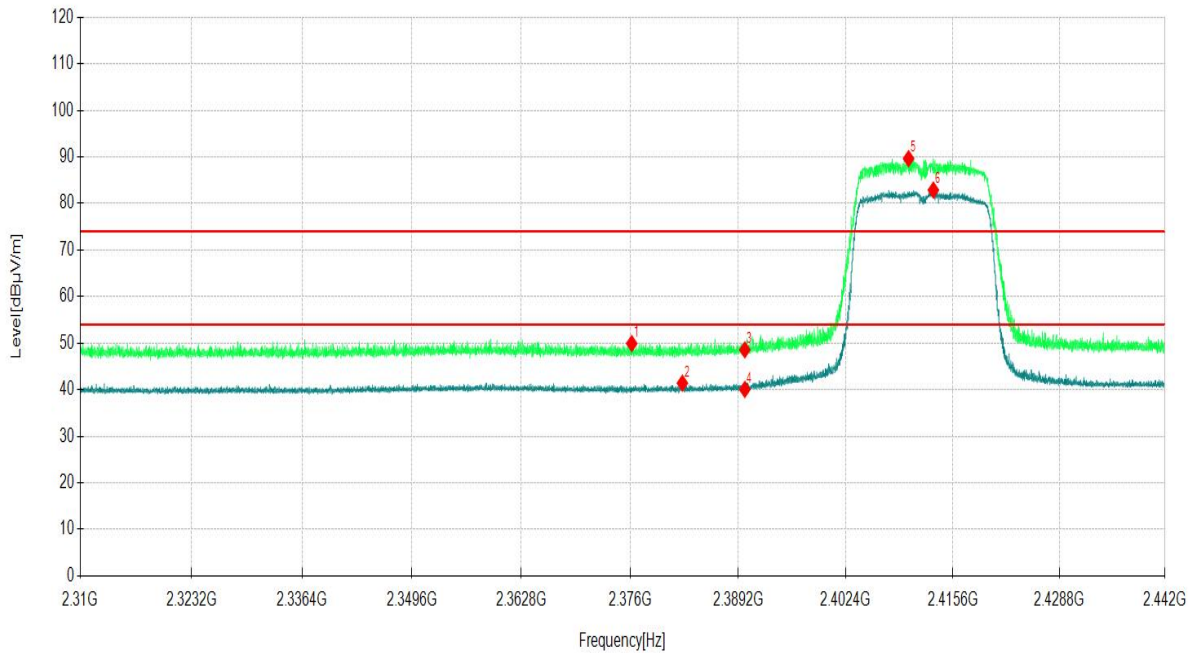


| Suspected Data List |             |                  |             |                |                |             |             |           |          |            |
|---------------------|-------------|------------------|-------------|----------------|----------------|-------------|-------------|-----------|----------|------------|
| N O.                | Freq. [MHz] | Reading [dBµV/m] | Factor [dB] | Level [dBµV/m] | Limit [dBµV/m] | Margin [dB] | Height [cm] | Angle [°] | Detector | Polarity   |
| 1                   | 2388.51     | 53.39            | -0.17       | 53.22          | 74.00          | 20.78       | 200         | 56        | PK       | Horizontal |
| 2                   | 2388.89     | 44.14            | -0.16       | 43.98          | 54.00          | 10.02       | 300         | 169       | AV       | Horizontal |
| 3                   | 2390.00     | 44.36            | -0.15       | 44.21          | 54.00          | 9.79        | 200         | 63        | AV       | Horizontal |
| 4                   | 2390.00     | 53.06            | -0.15       | 52.91          | 74.00          | 21.09       | 100         | 156       | PK       | Horizontal |
| 5                   | 2412.93     | 93.73            | 0.17        | 93.90          | 54.00          |             | 200         | 76        | AV       | Horizontal |
| 6                   | 2415.53     | 100.56           | 0.21        | 100.77         | 74.00          |             | 100         | 76        | PK       | Horizontal |
| 7                   | 4825.41     | 42.48            | 9.70        | 52.18          | 54.00          | 1.82        | 100         | 267       | AV       | Horizontal |
| 8                   | 4825.74     | 51.73            | 9.70        | 61.43          | 74.00          | 12.57       | 400         | 128       | PK       | Horizontal |
| 9                   | 7230.24     | 24.60            | 12.48       | 37.08          | 54.00          | 16.92       | 400         | 259       | AV       | Horizontal |
| 10                  | 7233.75     | 32.63            | 12.42       | 45.05          | 74.00          | 28.95       | 300         | 264       | PK       | Horizontal |
| 11                  | 9648.87     | 21.54            | 13.13       | 34.67          | 54.00          | 19.33       | 200         | 244       | AV       | Horizontal |
| 12                  | 9648.87     | 30.09            | 13.13       | 43.22          | 74.00          | 30.78       | 400         | 244       | PK       | Horizontal |

- Remark: 1. The emission levels of other frequencies were greater than 20dB margin.  
 2. Level (dBuV/m) = Reading (dBuV/m) + Factor (dB).  
 3. Factor (dB/m) = Antenna Factor (dB/m) + Cable Factor (dB).  
 4. Margin(dB) = Limit[dBµV/m] - Level [dBµV/m]



|                        |                     |                          |         |
|------------------------|---------------------|--------------------------|---------|
| <b>Channel</b>         | <b>802.11g CH 1</b> | <b>Frequency</b>         | 2412MHz |
| <b>Frequency Range</b> | Above 1G            | <b>Detector Function</b> | PK/AV   |



| Suspected Data List |             |                  |             |                |                |             |             |           |          |          |
|---------------------|-------------|------------------|-------------|----------------|----------------|-------------|-------------|-----------|----------|----------|
| N O.                | Freq. [MHz] | Reading [dBµV/m] | Factor [dB] | Level [dBµV/m] | Limit [dBµV/m] | Margin [dB] | Height [cm] | Angle [°] | Detector | Polarity |
| 1                   | 2376.19     | 50.19            | -0.27       | 49.92          | 74.00          | 24.08       | 200         | 91        | PK       | Vertical |
| 2                   | 2382.37     | 41.67            | -0.26       | 41.41          | 54.00          | 12.59       | 300         | 302       | AV       | Vertical |
| 3                   | 2390.00     | 48.72            | -0.15       | 48.57          | 74.00          | 25.43       | 200         | 104       | PK       | Vertical |
| 4                   | 2390.00     | 40.21            | -0.15       | 40.06          | 54.00          | 13.94       | 200         | 349       | AV       | Vertical |
| 5                   | 2410.13     | 89.51            | 0.13        | 89.64          | 74.00          |             | 300         | 38        | PK       | Vertical |
| 6                   | 2413.19     | 82.71            | 0.17        | 82.88          | 54.00          |             | 200         | 38        | AV       | Vertical |
| 7                   | 4825.41     | 48.11            | 9.70        | 57.81          | 74.00          | 16.19       | 400         | 351       | PK       | Vertical |
| 8                   | 4831.02     | 38.75            | 9.79        | 48.54          | 54.00          | 5.46        | 300         | 311       | AV       | Vertical |
| 9                   | 7238.43     | 41.68            | 12.35       | 54.03          | 74.00          | 19.97       | 400         | 298       | PK       | Vertical |
| 10                  | 7238.43     | 32.27            | 12.35       | 44.62          | 54.00          | 9.38        | 300         | 298       | AV       | Vertical |
| 11                  | 9643.02     | 30.86            | 13.19       | 44.05          | 74.00          | 29.95       | 400         | 353       | PK       | Vertical |
| 12                  | 9647.70     | 21.94            | 13.14       | 35.08          | 54.00          | 18.92       | 200         | 288       | AV       | Vertical |

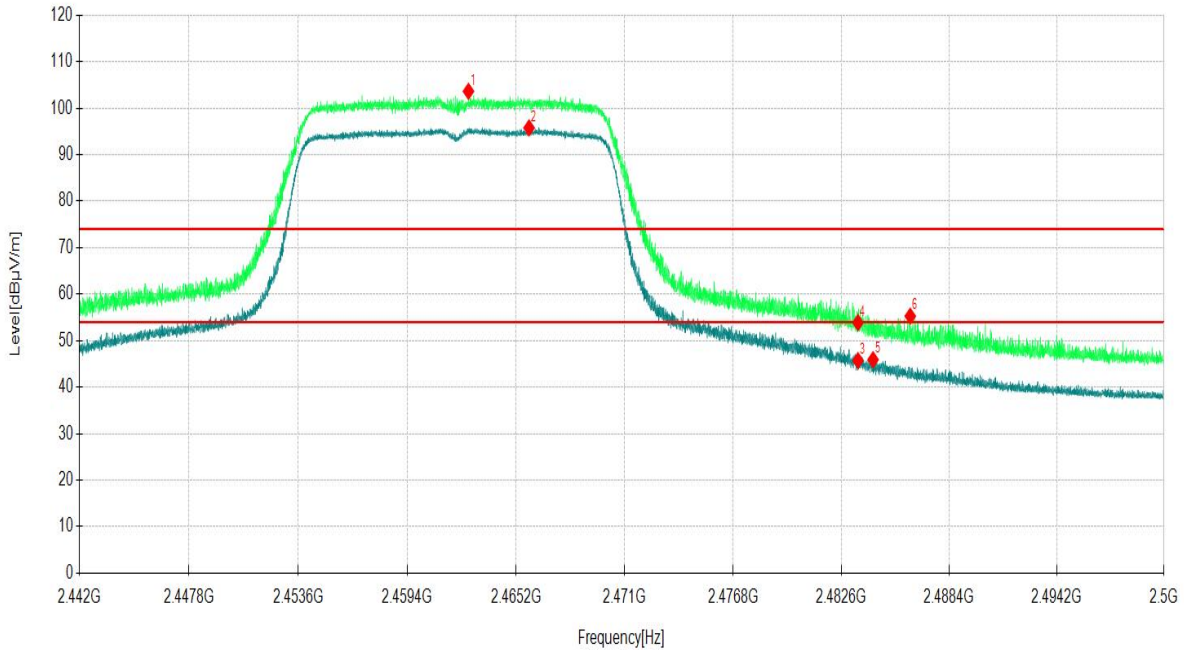
- Remark: 1. The emission levels of other frequencies were greater than 20dB margin.  
 2. Level (dBuV/m) = Reading (dBuV/m) + Factor (dB).  
 3. Factor (dB/m) = Antenna Factor (dB/m) + Cable Factor (dB).  
 4. Margin(dB) = Limit[dBµV/m] - Level [dBµV/m]



| <b>Channel</b>  | <b>802.11g CH 6</b> |                  | <b>Frequency</b>         | 2437MHz        |                |             |             |           |          |
|---|---------------------|------------------|--------------------------|----------------|----------------|-------------|-------------|-----------|----------|
| <b>Frequency Range</b>  | Above 1G            |                  | <b>Detector Function</b> | PK/AV          |                |             |             |           |          |
| <b>Horizontal</b>   |                     |                  |                          |                |                |             |             |           |          |
| NO  | Freq. [MHz]         | Reading [dBμV/m] | Factor [dB]              | Level [dBμV/m] | Limit [dBμV/m] | Margin [dB] | Height [cm] | Angle [°] | Detector |
| 1   | 4868.98             | 42.39            | 9.62                     | 52.01          | 54.00          | 1.99        | 100         | 242       | AV       |
| 2   | 4879.21             | 52.83            | 9.78                     | 62.61          | 74.00          | 11.39       | 100         | 242       | PK       |
| 3   | 7312.15             | 34.45            | 11.03                    | 45.48          | 74.00          | 28.52       | 100         | 183       | PK       |
| 4   | 7314.49             | 25.95            | 11.03                    | 36.98          | 54.00          | 17.02       | 300         | 261       | AV       |
| 5   | 9749.51             | 20.59            | 13.24                    | 33.83          | 54.00          | 20.17       | 100         | 250       | AV       |
| 6   | 9753.02             | 29.64            | 13.24                    | 42.88          | 74.00          | 31.12       | 300         | 357       | PK       |
| <b>Vertical</b>   |                     |                  |                          |                |                |             |             |           |          |
| NO  | Freq. [MHz]         | Reading [dBμV/m] | Factor [dB]              | Level [dBμV/m] | Limit [dBμV/m] | Margin [dB] | Height [cm] | Angle [°] | Remark   |
| 1   | 4874.92             | 42.49            | 9.71                     | 52.20          | 54.00          | 1.80        | 400         | 304       | AV       |
| 2   | 4875.91             | 51.33            | 9.72                     | 61.05          | 74.00          | 12.95       | 200         | 304       | PK       |
| 3   | 7308.64             | 41.87            | 11.06                    | 52.93          | 74.00          | 21.07       | 400         | 270       | PK       |
| 4   | 7308.64             | 34.14            | 11.06                    | 45.20          | 54.00          | 8.80        | 100         | 270       | AV       |
| 5   | 9744.82             | 30.04            | 13.22                    | 43.26          | 74.00          | 30.74       | 200         | 281       | PK       |
| 6   | 9747.16             | 21.25            | 13.22                    | 34.47          | 54.00          | 19.53       | 400         | 255       | AV       |
| <p>Remark: 1. The emission levels of other frequencies were greater than 20dB margin.<br/>           2. Level (dBuV/m) = Reading (dBuV/m) + Factor (dB).<br/>           3. Factor (dB/m) = Antenna Factor (dB/m) + Cable Factor (dB).<br/>           4. Margin(dB) = Limit[dBμV/m] - Level [dBμV/m]</p> |                     |                  |                          |                |                |             |             |           |          |



|                        |                      |                          |         |
|------------------------|----------------------|--------------------------|---------|
| <b>Channel</b>         | <b>802.11g CH 11</b> | <b>Frequency</b>         | 2462MHz |
| <b>Frequency Range</b> | Above 1G             | <b>Detector Function</b> | PK/AV   |

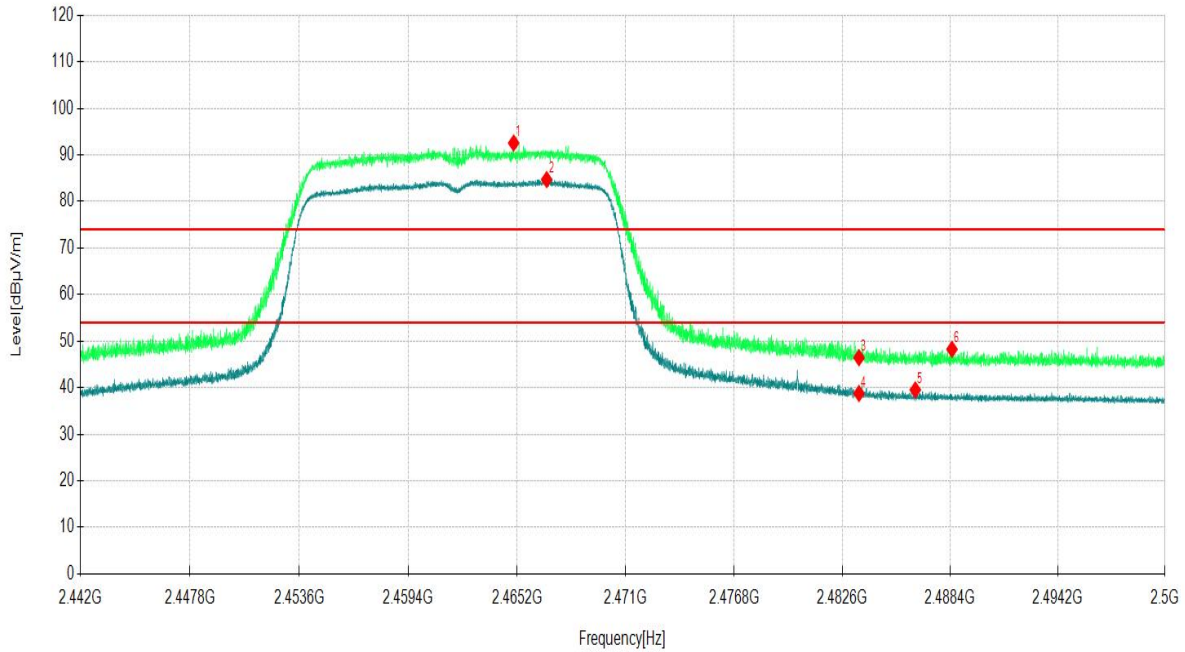


| Suspected Data List |             |                  |             |                |                |             |             |           |          |           |
|---------------------|-------------|------------------|-------------|----------------|----------------|-------------|-------------|-----------|----------|-----------|
| N O.                | Freq. [MHz] | Reading [dBµV/m] | Factor [dB] | Level [dBµV/m] | Limit [dBµV/m] | Margin [dB] | Height [cm] | Angle [°] | Detector | Polarity  |
| 1                   | 2462.66     | 102.99           | 0.63        | 103.62         | 74.00          |             | 100         | 68        | PK       | Horizonta |
| 2                   | 2465.89     | 95.02            | 0.73        | 95.75          | 54.00          |             | 300         | 68        | AV       | Horizonta |
| 3                   | 2483.50     | 45.28            | 0.45        | 45.73          | 54.00          | 8.27        | 200         | 68        | AV       | Horizonta |
| 4                   | 2483.50     | 53.43            | 0.45        | 53.88          | 74.00          | 20.12       | 100         | 68        | PK       | Horizonta |
| 5                   | 2484.31     | 45.43            | 0.48        | 45.91          | 54.00          | 8.09        | 100         | 68        | AV       | Horizonta |
| 6                   | 2486.31     | 54.70            | 0.57        | 55.27          | 74.00          | 18.73       | 300         | 68        | PK       | Horizonta |
| 7                   | 4917.49     | 41.14            | 10.23       | 51.37          | 54.00          | 2.63        | 300         | 240       | AV       | Horizonta |
| 8                   | 4922.11     | 52.04            | 10.21       | 62.25          | 74.00          | 11.75       | 300         | 240       | PK       | Horizonta |
| 9                   | 7380.02     | 33.63            | 9.95        | 43.58          | 74.00          | 30.42       | 400         | 266       | PK       | Horizonta |
| 1                   | 7383.53     | 26.63            | 9.87        | 36.50          | 54.00          | 17.50       | 300         | 195       | AV       | Horizonta |
| 1                   | 9847.79     | 20.74            | 13.24       | 33.98          | 54.00          | 20.02       | 200         | 241       | AV       | Horizonta |
| 1                   | 9850.14     | 30.52            | 13.24       | 43.76          | 74.00          | 30.24       | 300         | 287       | PK       | Horizonta |

- Remark: 1. The emission levels of other frequencies were greater than 20dB margin.  
 2. Level (dBuV/m) = Reading (dBuV/m) + Factor (dB).  
 3. Factor (dB/m) = Antenna Factor (dB/m) + Cable Factor (dB).  
 4. Margin(dB) = Limit[dBµV/m] - Level [dBµV/m]



|                        |                      |                          |         |
|------------------------|----------------------|--------------------------|---------|
| <b>Channel</b>         | <b>802.11g CH 11</b> | <b>Frequency</b>         | 2462MHz |
| <b>Frequency Range</b> | Above 1G             | <b>Detector Function</b> | PK/AV   |



| Suspected Data List |             |                  |             |                |                |             |             |           |          |          |
|---------------------|-------------|------------------|-------------|----------------|----------------|-------------|-------------|-----------|----------|----------|
| N O.                | Freq. [MHz] | Reading [dBµV/m] | Factor [dB] | Level [dBµV/m] | Limit [dBµV/m] | Margin [dB] | Height [cm] | Angle [°] | Detector | Polarity |
| 1                   | 2465.01     | 91.84            | 0.71        | 92.55          | 74.00          |             | 100         | 119       | PK       | Vertical |
| 2                   | 2466.77     | 83.94            | 0.76        | 84.70          | 54.00          |             | 400         | 119       | AV       | Vertical |
| 3                   | 2483.50     | 46.00            | 0.45        | 46.45          | 74.00          | 27.55       | 200         | 112       | PK       | Vertical |
| 4                   | 2483.50     | 38.31            | 0.45        | 38.76          | 54.00          | 15.24       | 400         | 112       | AV       | Vertical |
| 5                   | 2486.53     | 38.94            | 0.58        | 39.52          | 54.00          | 14.48       | 300         | 284       | AV       | Vertical |
| 6                   | 2488.50     | 47.59            | 0.66        | 48.25          | 74.00          | 25.75       | 100         | 284       | PK       | Vertical |
| 7                   | 4917.49     | 41.82            | 10.23       | 52.05          | 54.00          | 1.95        | 400         | 315       | AV       | Vertical |
| 8                   | 4918.15     | 50.30            | 10.24       | 60.54          | 74.00          | 13.46       | 100         | 86        | PK       | Vertical |
| 9                   | 7383.53     | 34.98            | 9.87        | 44.85          | 54.00          | 9.15        | 400         | 284       | AV       | Vertical |
| 10                  | 7384.70     | 43.19            | 9.85        | 53.04          | 74.00          | 20.96       | 400         | 294       | PK       | Vertical |
| 11                  | 9847.79     | 29.63            | 13.24       | 42.87          | 74.00          | 31.13       | 400         | 334       | PK       | Vertical |
| 12                  | 9852.48     | 21.52            | 13.26       | 34.78          | 54.00          | 19.22       | 400         | 269       | AV       | Vertical |

Remark: 1. The emission levels of other frequencies were greater than 20dB margin.

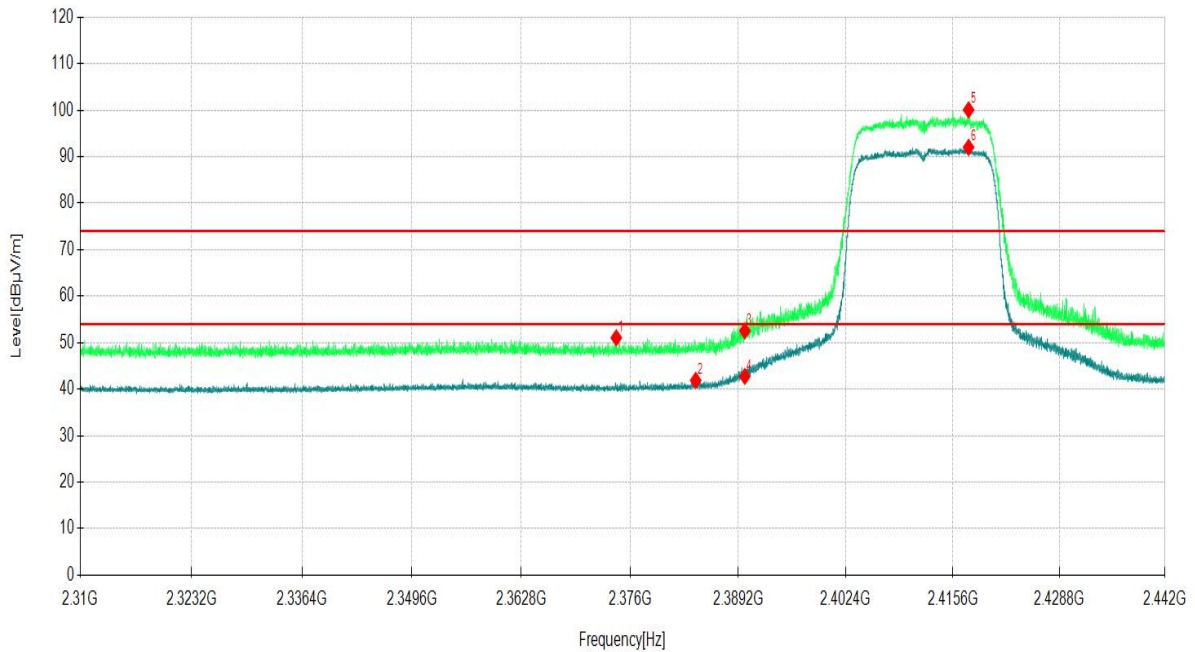
2. Level (dBuV/m) = Reading (dBuV/m) + Factor (dB).

3. Factor (dB/m) = Antenna Factor (dB/m) + Cable Factor (dB).

4. Margin(dB) = Limit[dBµV/m] - Level [dBµV/m]



|                        |                       |                          |         |
|------------------------|-----------------------|--------------------------|---------|
| <b>Channel</b>         | <b>802.11n20 CH 1</b> | <b>Frequency</b>         | 2412MHz |
| <b>Frequency Range</b> | Above 1G              | <b>Detector Function</b> | PK/AV   |



| Suspected Data List |             |                  |             |                |                |             |             |           |          |           |
|---------------------|-------------|------------------|-------------|----------------|----------------|-------------|-------------|-----------|----------|-----------|
| N O.                | Freq. [MHz] | Reading [dBµV/m] | Factor [dB] | Level [dBµV/m] | Limit [dBµV/m] | Margin [dB] | Height [cm] | Angle [°] | Detector | Polarity  |
| 1                   | 2374.32     | 51.32            | -0.27       | 51.05          | 74.00          | 22.95       | 400         | 175       | PK       | Horizonta |
| 2                   | 2383.99     | 42.13            | -0.24       | 41.89          | 54.00          | 12.11       | 300         | 55        | AV       | Horizonta |
| 3                   | 2390.00     | 52.69            | -0.15       | 52.54          | 74.00          | 21.46       | 100         | 175       | PK       | Horizonta |
| 4                   | 2390.00     | 42.89            | -0.15       | 42.74          | 54.00          | 11.26       | 100         | 162       | AV       | Horizonta |
| 5                   | 2417.55     | 99.83            | 0.23        | 100.06         | 74.00          |             | 200         | 75        | PK       | Horizonta |
| 6                   | 2417.55     | 91.77            | 0.23        | 92.00          | 54.00          |             | 100         | 75        | AV       | Horizonta |
| 7                   | 4828.38     | 40.13            | 9.76        | 49.89          | 54.00          | 4.11        | 300         | 264       | AV       | Horizonta |
| 8                   | 4829.04     | 47.75            | 9.77        | 57.52          | 74.00          | 16.48       | 400         | 179       | PK       | Horizonta |
| 9                   | 7659.68     | 31.25            | 12.44       | 43.69          | 74.00          | 30.31       | 300         | 62        | PK       | Horizonta |
| 1                   | 7748.60     | 21.43            | 12.86       | 34.29          | 54.00          | 19.71       | 400         | 1         | AV       | Horizonta |
| 1                   | 9771.74     | 29.05            | 13.20       | 42.25          | 74.00          | 31.75       | 400         | 316       | PK       | Horizonta |
| 1                   | 9957.79     | 20.09            | 13.74       | 33.83          | 54.00          | 20.17       | 300         | 166       | AV       | Horizonta |

Remark: 1. The emission levels of other frequencies were greater than 20dB margin.

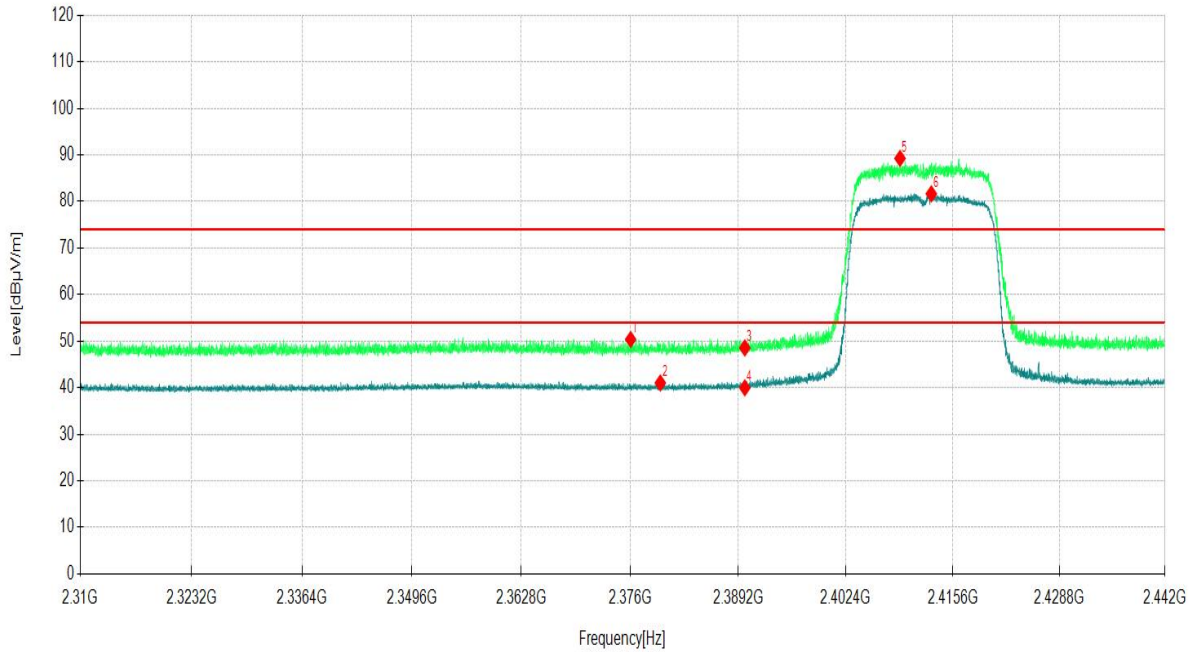
2. Level (dBuV/m) = Reading (dBuV/m) + Factor (dB).

3. Factor (dB/m) = Antenna Factor (dB/m) + Cable Factor (dB).

4. Margin(dB) = Limit[dBµV/m] - Level [dBµV/m]



|                        |                       |                          |         |
|------------------------|-----------------------|--------------------------|---------|
| <b>Channel</b>         | <b>802.11n20 CH 1</b> | <b>Frequency</b>         | 2412MHz |
| <b>Frequency Range</b> | Above 1G              | <b>Detector Function</b> | PK/AV   |



| Suspected Data List |             |                  |             |                |                |             |             |           |          |          |
|---------------------|-------------|------------------|-------------|----------------|----------------|-------------|-------------|-----------|----------|----------|
| N O.                | Freq. [MHz] | Reading [dBµV/m] | Factor [dB] | Level [dBµV/m] | Limit [dBµV/m] | Margin [dB] | Height [cm] | Angle [°] | Detector | Polarity |
| 1                   | 2376.06     | 50.63            | -0.27       | 50.36          | 74.00          | 23.64       | 400         | 114       | PK       | Vertical |
| 2                   | 2379.68     | 41.32            | -0.29       | 41.03          | 54.00          | 12.97       | 200         | 74        | AV       | Vertical |
| 3                   | 2390.00     | 48.70            | -0.15       | 48.55          | 74.00          | 25.45       | 200         | 341       | PK       | Vertical |
| 4                   | 2390.00     | 40.13            | -0.15       | 39.98          | 54.00          | 14.02       | 100         | 195       | AV       | Vertical |
| 5                   | 2409.08     | 89.15            | 0.10        | 89.25          | 74.00          |             | 100         | 28        | PK       | Vertical |
| 6                   | 2412.94     | 81.46            | 0.17        | 81.63          | 54.00          |             | 100         | 35        | AV       | Vertical |
| 7                   | 4825.74     | 46.80            | 9.70        | 56.50          | 74.00          | 17.50       | 400         | 70        | PK       | Vertical |
| 8                   | 4827.06     | 37.75            | 9.73        | 47.48          | 54.00          | 6.52        | 300         | 303       | AV       | Vertical |
| 9                   | 7232.58     | 37.41            | 12.44       | 49.85          | 74.00          | 24.15       | 400         | 265       | PK       | Vertical |
| 10                  | 7234.92     | 30.06            | 12.40       | 42.46          | 54.00          | 11.54       | 400         | 296       | AV       | Vertical |
| 11                  | 9647.70     | 21.53            | 13.14       | 34.67          | 54.00          | 19.33       | 400         | 307       | AV       | Vertical |
| 12                  | 9647.70     | 30.14            | 13.14       | 43.28          | 74.00          | 30.72       | 300         | 281       | PK       | Vertical |

Remark: 1. The emission levels of other frequencies were greater than 20dB margin.

2. Level (dBuV/m) = Reading (dBuV/m) + Factor (dB).

3. Factor (dB/m) = Antenna Factor (dB/m) + Cable Factor (dB).

4. Margin(dB) = Limit[dBµV/m] - Level [dBµV/m]

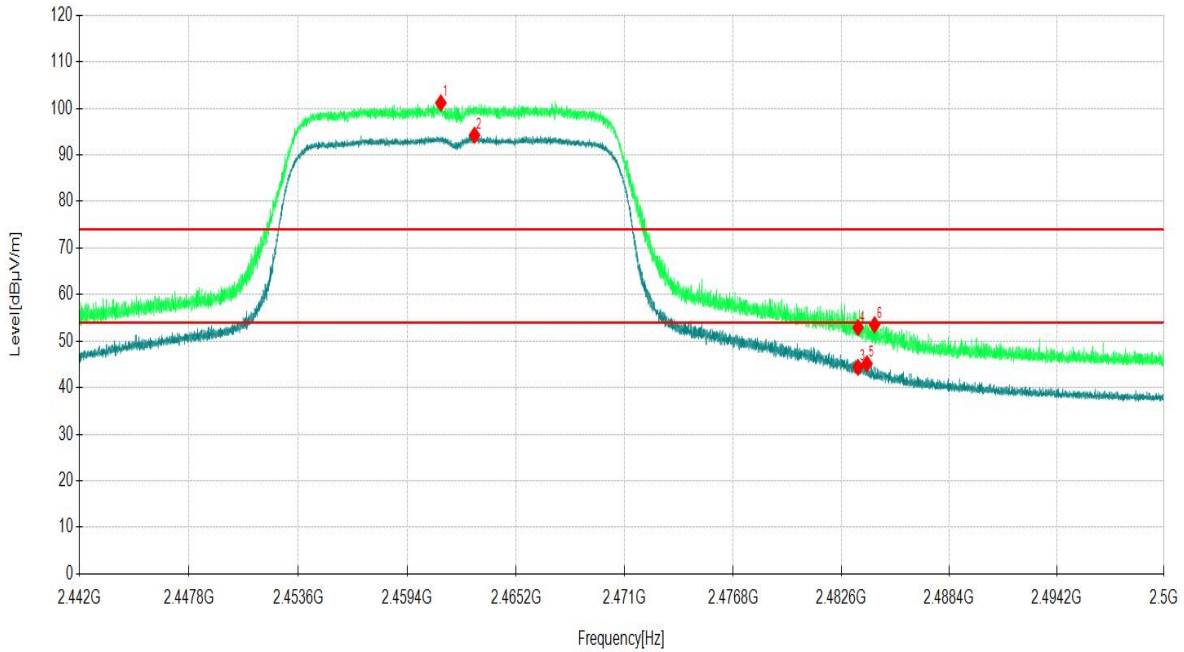




| <b>Channel</b>  |             | <b>802.11n20 CH 6</b> |             | <b>Frequency</b>         |                | 2437MHz     |             |           |          |
|---|-------------|-----------------------|-------------|--------------------------|----------------|-------------|-------------|-----------|----------|
| <b>Frequency Range</b>  |             | Above 1G              |             | <b>Detector Function</b> |                | PK/AV       |             |           |          |
| <b>Horizontal</b>   |             |                       |             |                          |                |             |             |           |          |
| NO  | Freq. [MHz] | Reading [dBμV/m]      | Factor [dB] | Level [dBμV/m]           | Limit [dBμV/m] | Margin [dB] | Height [cm] | Angle [°] | Detector |
| 1   | 4874.92     | 51.57                 | 9.71        | 61.28                    | 74.00          | 12.72       | 200         | 183       | PK       |
| 2   | 4877.23     | 42.18                 | 9.75        | 51.93                    | 54.00          | 2.07        | 200         | 238       | AV       |
| 3   | 7179.93     | 30.51                 | 12.45       | 42.96                    | 74.00          | 31.04       | 200         | 67        | PK       |
| 4   | 7184.61     | 22.01                 | 12.56       | 34.57                    | 54.00          | 19.43       | 100         | 1         | AV       |
| 5   | 8841.49     | 30.14                 | 13.28       | 43.42                    | 74.00          | 30.58       | 300         | 234       | PK       |
| 6   | 8908.19     | 21.31                 | 12.96       | 34.27                    | 54.00          | 19.73       | 300         | 169       | AV       |
| <b>Vertical</b>   |             |                       |             |                          |                |             |             |           |          |
| NO  | Freq. [MHz] | Reading [dBμV/m]      | Factor [dB] | Level [dBμV/m]           | Limit [dBμV/m] | Margin [dB] | Height [cm] | Angle [°] | Remark   |
| 1   | 4870.30     | 47.87                 | 9.64        | 57.51                    | 74.00          | 16.49       | 300         | 243       | PK       |
| 2   | 4871.29     | 40.03                 | 9.65        | 49.68                    | 54.00          | 4.32        | 100         | 304       | AV       |
| 3   | 7310.98     | 29.62                 | 11.03       | 40.65                    | 54.00          | 13.35       | 300         | 273       | AV       |
| 4   | 7318.00     | 37.52                 | 11.03       | 48.55                    | 74.00          | 25.45       | 300         | 278       | PK       |
| 5   | 9613.77     | 29.20                 | 13.34       | 42.54                    | 74.00          | 31.46       | 300         | 328       | PK       |
| 6   | 9678.13     | 20.27                 | 13.14       | 33.41                    | 54.00          | 20.59       | 300         | 120       | AV       |
| <p>Remark: 1. The emission levels of other frequencies were greater than 20dB margin.<br/> 2. Level (dBuV/m) = Reading (dBuV/m) + Factor (dB).<br/> 3. Factor (dB/m) = Antenna Factor (dB/m) + Cable Factor (dB).<br/> 4. Margin(dB) = Limit[dBμV/m] - Level [dBμV/m]</p> |             |                       |             |                          |                |             |             |           |          |



|                        |                 |                          |         |
|------------------------|-----------------|--------------------------|---------|
| <b>Channel</b>         | 802.11n20 CH 11 | <b>Frequency</b>         | 2462MHz |
| <b>Frequency Range</b> | Above 1G        | <b>Detector Function</b> | PK/AV   |



| Suspected Data List |             |                  |             |                |                |             |             |           |          |           |
|---------------------|-------------|------------------|-------------|----------------|----------------|-------------|-------------|-----------|----------|-----------|
| N O.                | Freq. [MHz] | Reading [dBµV/m] | Factor [dB] | Level [dBµV/m] | Limit [dBµV/m] | Margin [dB] | Height [cm] | Angle [°] | Detector | Polarity  |
| 1                   | 2461.18     | 100.55           | 0.60        | 101.15         | 74.00          |             | 300         | 65        | PK       | Horizonta |
| 2                   | 2462.98     | 93.59            | 0.65        | 94.24          | 54.00          |             | 200         | 65        | AV       | Horizonta |
| 3                   | 2483.50     | 43.93            | 0.45        | 44.38          | 54.00          | 9.62        | 100         | 72        | AV       | Horizonta |
| 4                   | 2483.50     | 52.45            | 0.45        | 52.90          | 74.00          | 21.10       | 100         | 72        | PK       | Horizonta |
| 5                   | 2483.98     | 44.67            | 0.48        | 45.15          | 54.00          | 8.85        | 300         | 72        | AV       | Horizonta |
| 6                   | 2484.39     | 53.04            | 0.49        | 53.53          | 74.00          | 20.47       | 400         | 65        | PK       | Horizonta |
| 7                   | 4915.18     | 50.60            | 10.19       | 60.79          | 74.00          | 13.21       | 200         | 238       | PK       | Horizonta |
| 8                   | 4928.05     | 42.68            | 10.00       | 52.68          | 54.00          | 1.32        | 200         | 243       | AV       | Horizonta |
| 9                   | 7387.04     | 32.12            | 9.80        | 41.92          | 74.00          | 32.08       | 300         | 190       | PK       | Horizonta |
| 10                  | 7388.21     | 24.24            | 9.78        | 34.02          | 54.00          | 19.98       | 200         | 190       | AV       | Horizonta |
| 11                  | 9609.09     | 29.43            | 13.32       | 42.75          | 74.00          | 31.25       | 400         | 231       | PK       | Horizonta |
| 12                  | 9639.51     | 20.38            | 13.22       | 33.60          | 54.00          | 20.40       | 400         | 32        | AV       | Horizonta |

Remark: 1. The emission levels of other frequencies were greater than 20dB margin.

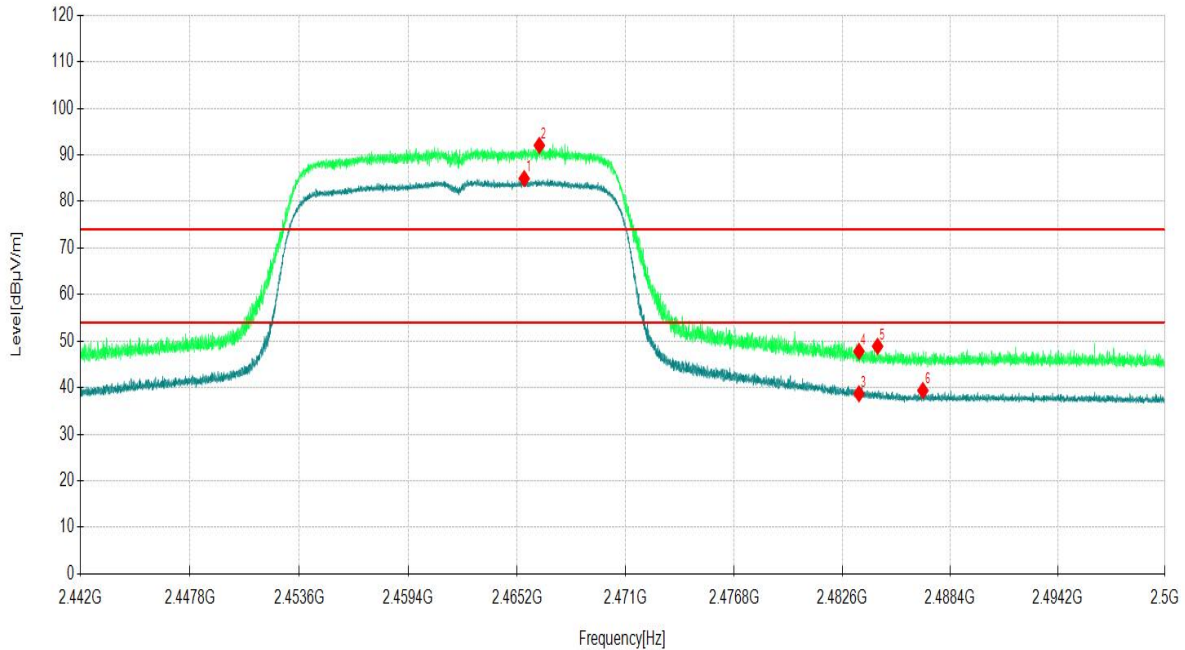
2. Level (dBuV/m) = Reading (dBuV/m) + Factor (dB).

3. Factor (dB/m) = Antenna Factor (dB/m) + Cable Factor (dB).

4. Margin(dB) = Limit[dBµV/m] - Level [dBµV/m]



|                        |                 |                          |         |
|------------------------|-----------------|--------------------------|---------|
| <b>Channel</b>         | 802.11n20 CH 11 | <b>Frequency</b>         | 2462MHz |
| <b>Frequency Range</b> | Above 1G        | <b>Detector Function</b> | PK/AV   |



| Suspected Data List |             |                  |             |                |                |             |             |           |          |          |
|---------------------|-------------|------------------|-------------|----------------|----------------|-------------|-------------|-----------|----------|----------|
| N O.                | Freq. [MHz] | Reading [dBµV/m] | Factor [dB] | Level [dBµV/m] | Limit [dBµV/m] | Margin [dB] | Height [cm] | Angle [°] | Detector | Polarity |
| 1                   | 2465.57     | 84.19            | 0.73        | 84.92          | 54.00          |             | 300         | 121       | AV       | Vertical |
| 2                   | 2466.38     | 91.29            | 0.74        | 92.03          | 74.00          |             | 400         | 114       | PK       | Vertical |
| 3                   | 2483.50     | 38.25            | 0.45        | 38.70          | 54.00          | 15.30       | 300         | 338       | AV       | Vertical |
| 4                   | 2483.50     | 47.35            | 0.45        | 47.80          | 74.00          | 26.20       | 300         | 284       | PK       | Vertical |
| 5                   | 2484.50     | 48.39            | 0.50        | 48.89          | 74.00          | 25.11       | 300         | 297       | PK       | Vertical |
| 6                   | 2486.94     | 38.80            | 0.60        | 39.40          | 54.00          | 14.60       | 100         | 291       | AV       | Vertical |
| 7                   | 4926.73     | 41.54            | 10.04       | 51.58          | 54.00          | 2.42        | 200         | 316       | AV       | Vertical |
| 8                   | 4928.71     | 50.62            | 9.97        | 60.59          | 74.00          | 13.41       | 100         | 316       | PK       | Vertical |
| 9                   | 7385.87     | 39.14            | 9.82        | 48.96          | 74.00          | 25.04       | 400         | 284       | PK       | Vertical |
| 10                  | 7385.87     | 30.72            | 9.82        | 40.54          | 54.00          | 13.46       | 200         | 284       | AV       | Vertical |
| 11                  | 9581.01     | 29.18            | 13.32       | 42.50          | 74.00          | 31.50       | 300         | 128       | PK       | Vertical |
| 12                  | 9600.90     | 20.38            | 13.35       | 33.73          | 54.00          | 20.27       | 200         | 2         | AV       | Vertical |

Remark: 1. The emission levels of other frequencies were greater than 20dB margin.

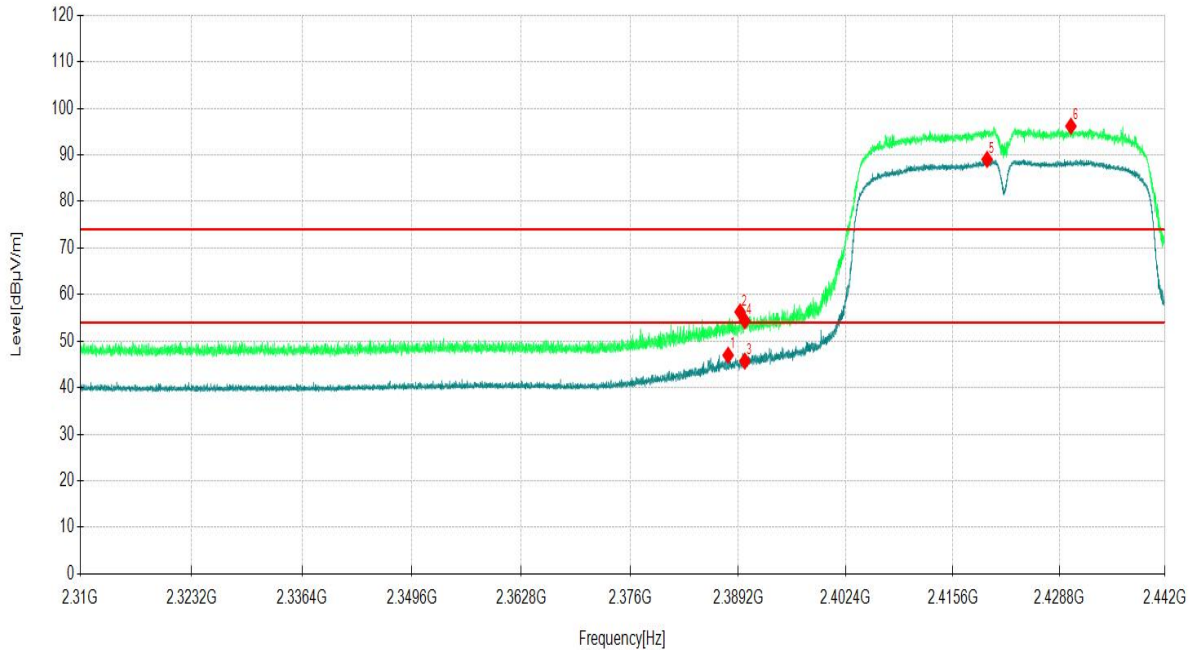
2. Level (dBuV/m) = Reading (dBuV/m) + Factor (dB).

3. Factor (dB/m) = Antenna Factor (dB/m) + Cable Factor (dB).

4. Margin(dB) = Limit[dBµV/m] - Level [dBµV/m]



|                        |                       |                          |         |
|------------------------|-----------------------|--------------------------|---------|
| <b>Channel</b>         | <b>802.11n40 CH 3</b> | <b>Frequency</b>         | 2422MHz |
| <b>Frequency Range</b> | Above 1G              | <b>Detector Function</b> | PK/AV   |



| Suspected Data List |             |                  |             |                |                |             |             |           |          |           |
|---------------------|-------------|------------------|-------------|----------------|----------------|-------------|-------------|-----------|----------|-----------|
| N O.                | Freq. [MHz] | Reading [dBµV/m] | Factor [dB] | Level [dBµV/m] | Limit [dBµV/m] | Margin [dB] | Height [cm] | Angle [°] | Detector | Polarity  |
| 1                   | 2387.95     | 47.15            | -0.18       | 46.97          | 54.00          | 7.03        | 300         | 177       | AV       | Horizonta |
| 2                   | 2389.42     | 56.45            | -0.16       | 56.29          | 74.00          | 17.71       | 300         | 78        | PK       | Horizonta |
| 3                   | 2390.00     | 45.86            | -0.15       | 45.71          | 54.00          | 8.29        | 400         | 164       | AV       | Horizonta |
| 4                   | 2390.00     | 54.50            | -0.15       | 54.35          | 74.00          | 19.65       | 100         | 59        | PK       | Horizonta |
| 5                   | 2419.85     | 88.76            | 0.26        | 89.02          | 54.00          |             | 300         | 78        | AV       | Horizonta |
| 6                   | 2430.26     | 95.80            | 0.36        | 96.16          | 74.00          |             | 300         | 177       | PK       | Horizonta |
| 7                   | 4844.00     | 45.34            | 9.94        | 55.28          | 74.00          | 18.72       | 400         | 359       | PK       | Horizonta |
| 8                   | 4844.00     | 37.12            | 9.94        | 47.06          | 54.00          | 6.94        | 400         | 269       | AV       | Horizonta |
| 9                   | 7266.00     | 20.31            | 12.00       | 32.31          | 54.00          | 21.69       | 400         | 208       | AV       | Horizonta |
| 10                  | 7266.00     | 28.35            | 12.00       | 40.35          | 74.00          | 33.65       | 200         | 258       | PK       | Horizonta |
| 11                  | 9688.00     | 27.62            | 13.15       | 40.77          | 74.00          | 33.23       | 200         | 61        | PK       | Horizonta |
| 12                  | 9688.00     | 19.07            | 13.15       | 32.22          | 54.00          | 21.78       | 100         | 127       | AV       | Horizonta |

Remark: 1. The emission levels of other frequencies were greater than 20dB margin.

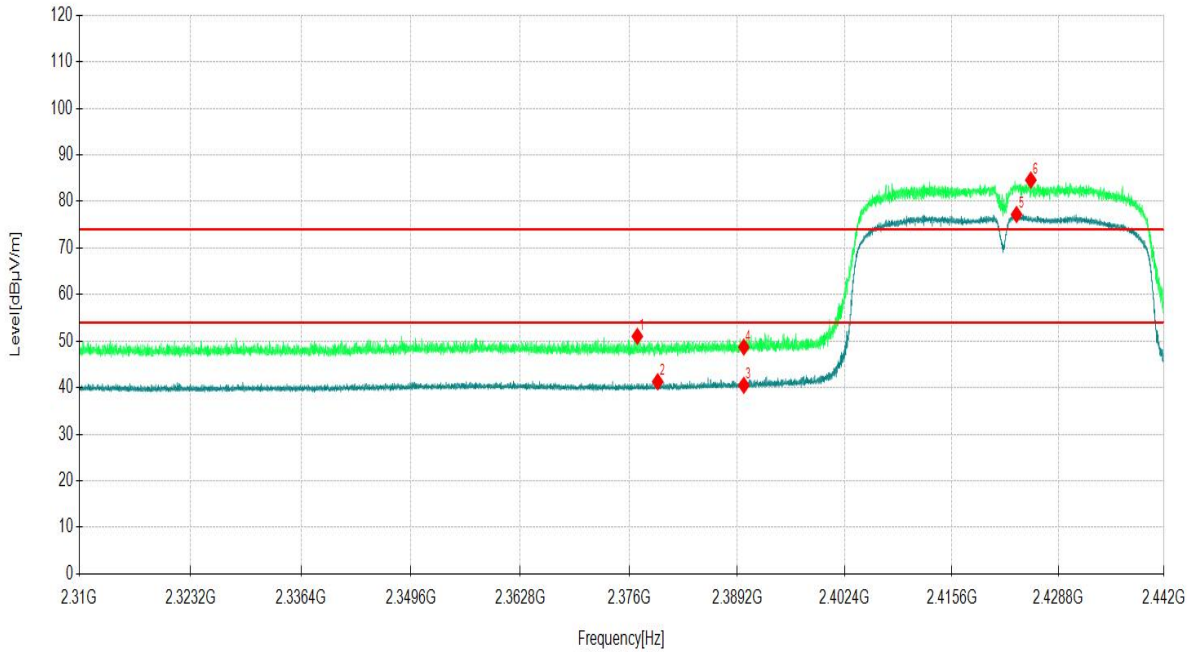
2. Level (dBuV/m) = Reading (dBuV/m) + Factor (dB).

3. Factor (dB/m) = Antenna Factor (dB/m) + Cable Factor (dB).

4. Margin(dB) = Limit[dBµV/m] - Level [dBµV/m]



|                        |                       |                          |         |
|------------------------|-----------------------|--------------------------|---------|
| <b>Channel</b>         | <b>802.11n40 CH 3</b> | <b>Frequency</b>         | 2422MHz |
| <b>Frequency Range</b> | Above 1G              | <b>Detector Function</b> | PK/AV   |



| Suspected Data List |             |                  |             |                |                |             |             |           |          |          |
|---------------------|-------------|------------------|-------------|----------------|----------------|-------------|-------------|-----------|----------|----------|
| N O.                | Freq. [MHz] | Reading [dBµV/m] | Factor [dB] | Level [dBµV/m] | Limit [dBµV/m] | Margin [dB] | Height [cm] | Angle [°] | Detector | Polarity |
| 1                   | 2377.00     | 51.32            | -0.28       | 51.04          | 74.00          | 22.96       | 300         | 226       | PK       | Vertical |
| 2                   | 2379.48     | 41.58            | -0.29       | 41.29          | 54.00          | 12.71       | 200         | 260       | AV       | Vertical |
| 3                   | 2390.00     | 40.66            | -0.15       | 40.51          | 54.00          | 13.49       | 300         | 266       | AV       | Vertical |
| 4                   | 2390.00     | 48.87            | -0.15       | 48.72          | 74.00          | 25.28       | 400         | 62        | PK       | Vertical |
| 5                   | 2423.62     | 76.91            | 0.29        | 77.20          | 54.00          |             | 300         | 260       | AV       | Vertical |
| 6                   | 2425.41     | 84.28            | 0.30        | 84.58          | 74.00          |             | 200         | 260       | PK       | Vertical |
| 7                   | 4844.00     | 35.41            | 9.94        | 45.35          | 54.00          | 8.65        | 300         | 344       | AV       | Vertical |
| 8                   | 4844.00     | 43.98            | 9.94        | 53.92          | 74.00          | 20.08       | 400         | 82        | PK       | Vertical |
| 9                   | 7266.00     | 32.23            | 12.00       | 44.23          | 74.00          | 29.77       | 100         | 318       | PK       | Vertical |
| 10                  | 7266.00     | 25.33            | 12.00       | 37.33          | 54.00          | 16.67       | 200         | 302       | AV       | Vertical |
| 11                  | 9688.00     | 19.59            | 13.15       | 32.74          | 54.00          | 21.26       | 100         | 343       | AV       | Vertical |
| 12                  | 9688.00     | 27.93            | 13.15       | 41.08          | 74.00          | 32.92       | 200         | 272       | PK       | Vertical |

Remark: 1. The emission levels of other frequencies were greater than 20dB margin.

2. Level (dBuV/m) = Reading (dBuV/m) + Factor (dB).

3. Factor (dB/m) = Antenna Factor (dB/m) + Cable Factor (dB).

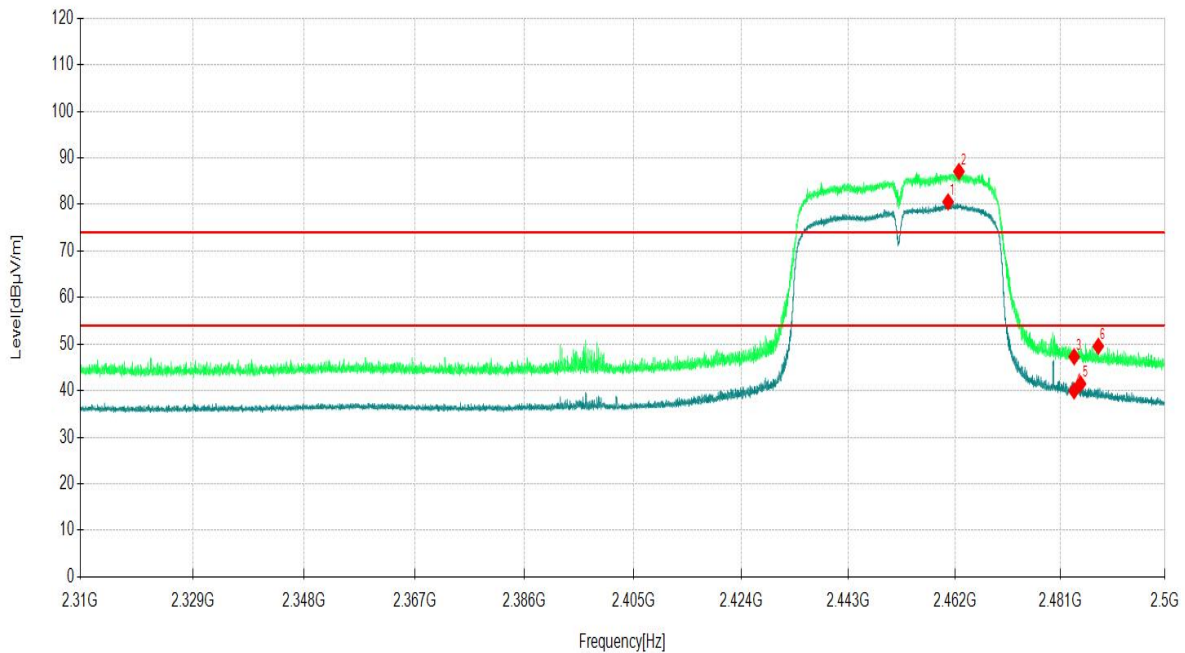
4. Margin(dB) = Limit[dBµV/m] - Level [dBµV/m]



| <b>Channel</b>  | <b>802.11n40 CH 6</b> |                  | <b>Frequency</b>         | 2437MHz        |                |             |             |           |          |
|---|-----------------------|------------------|--------------------------|----------------|----------------|-------------|-------------|-----------|----------|
| <b>Frequency Range</b>  | Above 1G              |                  | <b>Detector Function</b> | PK/AV          |                |             |             |           |          |
| <b>Horizontal</b>   |                       |                  |                          |                |                |             |             |           |          |
| NO  | Freq. [MHz]           | Reading [dBμV/m] | Factor [dB]              | Level [dBμV/m] | Limit [dBμV/m] | Margin [dB] | Height [cm] | Angle [°] | Detector |
| 1   | 4874.00               | 44.20            | 9.71                     | 53.91          | 74.00          | 20.09       | 300         | 324       | PK       |
| 2   | 4874.00               | 36.92            | 9.71                     | 46.63          | 54.00          | 7.37        | 400         | 309       | AV       |
| 3   | 7311.00               | 33.07            | 11.03                    | 44.10          | 74.00          | 29.90       | 300         | 297       | PK       |
| 4   | 7311.00               | 25.81            | 11.03                    | 36.84          | 54.00          | 17.16       | 100         | 302       | AV       |
| 5   | 9748.00               | 27.59            | 13.24                    | 40.83          | 74.00          | 33.17       | 400         | 333       | PK       |
| 6   | 9748.00               | 20.25            | 13.24                    | 33.49          | 54.00          | 20.51       | 200         | 338       | AV       |
| <b>Vertical</b>   |                       |                  |                          |                |                |             |             |           |          |
| NO  | Freq. [MHz]           | Reading [dBμV/m] | Factor [dB]              | Level [dBμV/m] | Limit [dBμV/m] | Margin [dB] | Height [cm] | Angle [°] | Remark   |
| 1   | 4874.00               | 36.00            | 9.71                     | 45.71          | 54.00          | 8.29        | 200         | 304       | AV       |
| 2   | 4874.00               | 44.25            | 9.71                     | 53.96          | 74.00          | 20.04       | 100         | 96        | PK       |
| 3   | 7311.00               | 25.48            | 11.03                    | 36.51          | 54.00          | 17.49       | 300         | 271       | AV       |
| 4   | 7311.00               | 33.75            | 11.03                    | 44.78          | 74.00          | 29.22       | 200         | 271       | PK       |
| 5   | 9748.00               | 19.62            | 13.24                    | 32.86          | 54.00          | 21.14       | 200         | 277       | AV       |
| 6   | 9748.00               | 27.94            | 13.24                    | 41.18          | 74.00          | 32.82       | 400         | 277       | PK       |
| <p>Remark: 1. The emission levels of other frequencies were greater than 20dB margin.<br/>                 2. Level (dBuV/m) = Reading (dBuV/m) + Factor (dB).<br/>                 3. Factor (dB/m) = Antenna Factor (dB/m) + Cable Factor (dB).<br/>                 4. Margin(dB) = Limit[dBμV/m] - Level [dBμV/m]</p> |                       |                  |                          |                |                |             |             |           |          |



|                        |                       |                          |         |
|------------------------|-----------------------|--------------------------|---------|
| <b>Channel</b>         | <b>802.11n40 CH 9</b> | <b>Frequency</b>         | 2452MHz |
| <b>Frequency Range</b> | Above 1G              | <b>Detector Function</b> | PK/AV   |



| Suspected Data List |             |                  |             |                |                |             |             |           |          |           |
|---------------------|-------------|------------------|-------------|----------------|----------------|-------------|-------------|-----------|----------|-----------|
| N O.                | Freq. [MHz] | Reading [dBµV/m] | Factor [dB] | Level [dBµV/m] | Limit [dBµV/m] | Margin [dB] | Height [cm] | Angle [°] | Detector | Polarity  |
| 1                   | 2460.80     | 79.95            | 0.60        | 80.55          | 54.00          |             | 400         | 115       | AV       | Horizonta |
| 2                   | 2462.74     | 86.44            | 0.64        | 87.08          | 74.00          |             | 300         | 120       | PK       | Horizonta |
| 3                   | 2483.50     | 46.84            | 0.45        | 47.29          | 74.00          | 26.71       | 300         | 105       | PK       | Horizonta |
| 4                   | 2483.50     | 39.51            | 0.45        | 39.96          | 54.00          | 14.04       | 300         | 120       | AV       | Horizonta |
| 5                   | 2484.67     | 40.97            | 0.51        | 41.48          | 54.00          | 12.52       | 100         | 282       | AV       | Horizonta |
| 6                   | 2487.88     | 48.91            | 0.63        | 49.54          | 74.00          | 24.46       | 100         | 288       | PK       | Horizonta |
| 7                   | 4904.00     | 44.39            | 10.10       | 54.49          | 74.00          | 19.51       | 300         | 90        | PK       | Horizonta |
| 8                   | 4904.00     | 36.57            | 10.10       | 46.67          | 54.00          | 7.33        | 300         | 304       | AV       | Horizonta |
| 9                   | 7356.00     | 33.64            | 10.31       | 43.95          | 74.00          | 30.05       | 200         | 282       | PK       | Horizonta |
| 10                  | 7356.00     | 25.40            | 10.31       | 35.71          | 54.00          | 18.29       | 300         | 293       | AV       | Horizonta |
| 11                  | 9808.00     | 28.70            | 13.20       | 41.90          | 74.00          | 32.10       | 400         | 339       | PK       | Horizonta |
| 12                  | 9808.00     | 20.91            | 13.20       | 34.11          | 54.00          | 19.89       | 400         | 288       | AV       | Horizonta |

Remark: 1. The emission levels of other frequencies were greater than 20dB margin.

2. Level (dBuV/m) = Reading (dBuV/m) + Factor (dB).

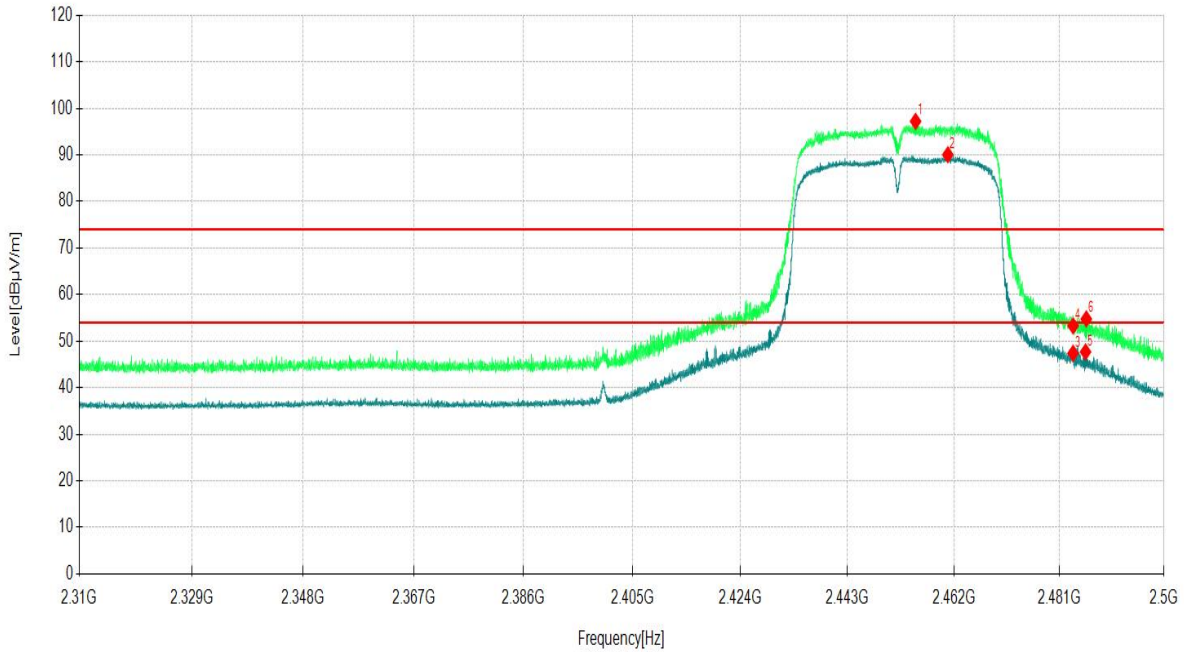
3. Factor (dB/m) = Antenna Factor (dB/m) + Cable Factor (dB).

4. Margin(dB) = Limit[dBµV/m] - Level [dBµV/m]





|                        |                       |                          |         |
|------------------------|-----------------------|--------------------------|---------|
| <b>Channel</b>         | <b>802.11n40 CH 9</b> | <b>Frequency</b>         | 2452MHz |
| <b>Frequency Range</b> | Above 1G              | <b>Detector Function</b> | PK/AV   |



| Suspected Data List |             |                  |             |                |                |             |             |           |          |          |
|---------------------|-------------|------------------|-------------|----------------|----------------|-------------|-------------|-----------|----------|----------|
| N O.                | Freq. [MHz] | Reading [dBµV/m] | Factor [dB] | Level [dBµV/m] | Limit [dBµV/m] | Margin [dB] | Height [cm] | Angle [°] | Detector | Polarity |
| 1                   | 2455.16     | 96.63            | 0.57        | 97.20          | 74.00          |             | 300         | 70        | PK       | Vertical |
| 2                   | 2460.93     | 89.45            | 0.59        | 90.04          | 54.00          |             | 300         | 70        | AV       | Vertical |
| 3                   | 2483.50     | 46.95            | 0.45        | 47.40          | 54.00          | 6.60        | 300         | 81        | AV       | Vertical |
| 4                   | 2483.50     | 52.82            | 0.45        | 53.27          | 74.00          | 20.73       | 400         | 81        | PK       | Vertical |
| 5                   | 2485.75     | 47.14            | 0.55        | 47.69          | 54.00          | 6.31        | 100         | 70        | AV       | Vertical |
| 6                   | 2485.88     | 54.22            | 0.55        | 54.77          | 74.00          | 19.23       | 300         | 70        | PK       | Vertical |
| 7                   | 4904.00     | 38.80            | 10.10       | 48.90          | 54.00          | 5.10        | 300         | 186       | AV       | Vertical |
| 8                   | 4904.00     | 47.52            | 10.10       | 57.62          | 74.00          | 16.38       | 400         | 236       | PK       | Vertical |
| 9                   | 7356.00     | 21.87            | 10.31       | 32.18          | 54.00          | 21.82       | 400         | 191       | AV       | Vertical |
| 10                  | 7356.00     | 29.11            | 10.31       | 39.42          | 74.00          | 34.58       | 100         | 191       | PK       | Vertical |
| 11                  | 9808.00     | 20.41            | 13.20       | 33.61          | 54.00          | 20.39       | 400         | 248       | AV       | Vertical |
| 12                  | 9808.00     | 28.61            | 13.20       | 41.81          | 74.00          | 32.19       | 100         | 248       | PK       | Vertical |

Remark: 1. The emission levels of other frequencies were greater than 20dB margin.

2. Level (dBuV/m) = Reading (dBuV/m) + Factor (dB).

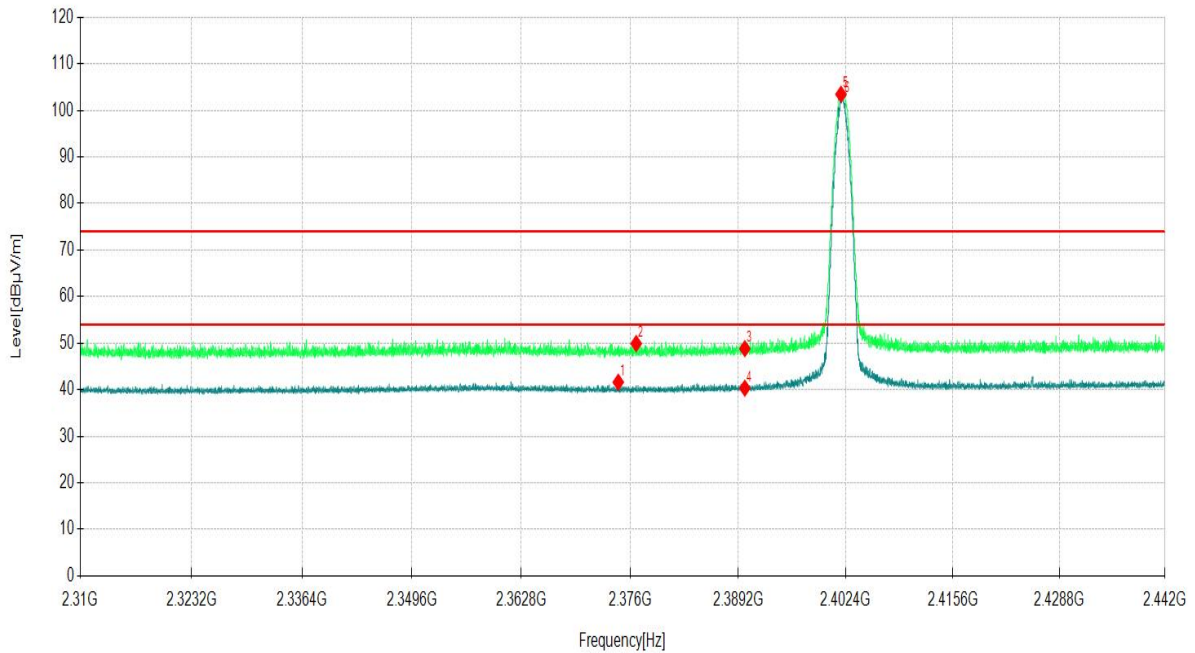
3. Factor (dB/m) = Antenna Factor (dB/m) + Cable Factor (dB).

4. Margin(dB) = Limit[dBµV/m] - Level [dBµV/m]





|                        |                   |                          |         |
|------------------------|-------------------|--------------------------|---------|
| <b>Channel</b>         | BT-LE CH0 (1Mbps) | <b>Frequency</b>         | 2402MHz |
| <b>Frequency Range</b> | Above 1G          | <b>Detector Function</b> | PK/AV   |



| Suspected Data List |             |                  |             |                |                |             |             |           |          |            |
|---------------------|-------------|------------------|-------------|----------------|----------------|-------------|-------------|-----------|----------|------------|
| N O.                | Freq. [MHz] | Reading [dBμV/m] | Factor [dB] | Level [dBμV/m] | Limit [dBμV/m] | Margin [dB] | Height [cm] | Angle [°] | Detector | Polarity   |
| 1                   | 2374.55     | 41.88            | -0.27       | 41.61          | 54.00          | 12.39       | 400         | 110       | AV       | Horizontal |
| 2                   | 2376.73     | 50.19            | -0.28       | 49.91          | 74.00          | 24.09       | 200         | 249       | PK       | Horizontal |
| 3                   | 2390.00     | 48.97            | -0.15       | 48.82          | 74.00          | 25.18       | 400         | 242       | PK       | Horizontal |
| 4                   | 2390.00     | 40.49            | -0.15       | 40.34          | 54.00          | 13.66       | 300         | 322       | AV       | Horizontal |
| 5                   | 2401.80     | 103.48           | -0.04       | 103.44         | 74.00          |             | 400         | 268       | PK       | Horizontal |
| 6                   | 2402.01     | 102.52           | -0.04       | 102.48         | 54.00          |             | 400         | 268       | AV       | Horizontal |
| 7                   | 4804.29     | 48.07            | 9.29        | 57.36          | 74.00          | 16.64       | 100         | 300       | PK       | Horizontal |
| 8                   | 4804.62     | 42.00            | 9.30        | 51.30          | 54.00          | 2.70        | 200         | 270       | AV       | Horizontal |
| 9                   | 7204.50     | 39.19            | 12.83       | 52.02          | 74.00          | 21.98       | 400         | 249       | PK       | Horizontal |
| 10                  | 7205.67     | 33.58            | 12.82       | 46.40          | 54.00          | 7.60        | 100         | 254       | AV       | Horizontal |
| 11                  | 9607.92     | 23.10            | 13.32       | 36.42          | 54.00          | 17.58       | 100         | 238       | AV       | Horizontal |
| 12                  | 9685.15     | 29.72            | 13.15       | 42.87          | 74.00          | 31.13       | 400         | 357       | PK       | Horizontal |

Remark: 1. The emission levels of other frequencies were greater than 20dB margin.

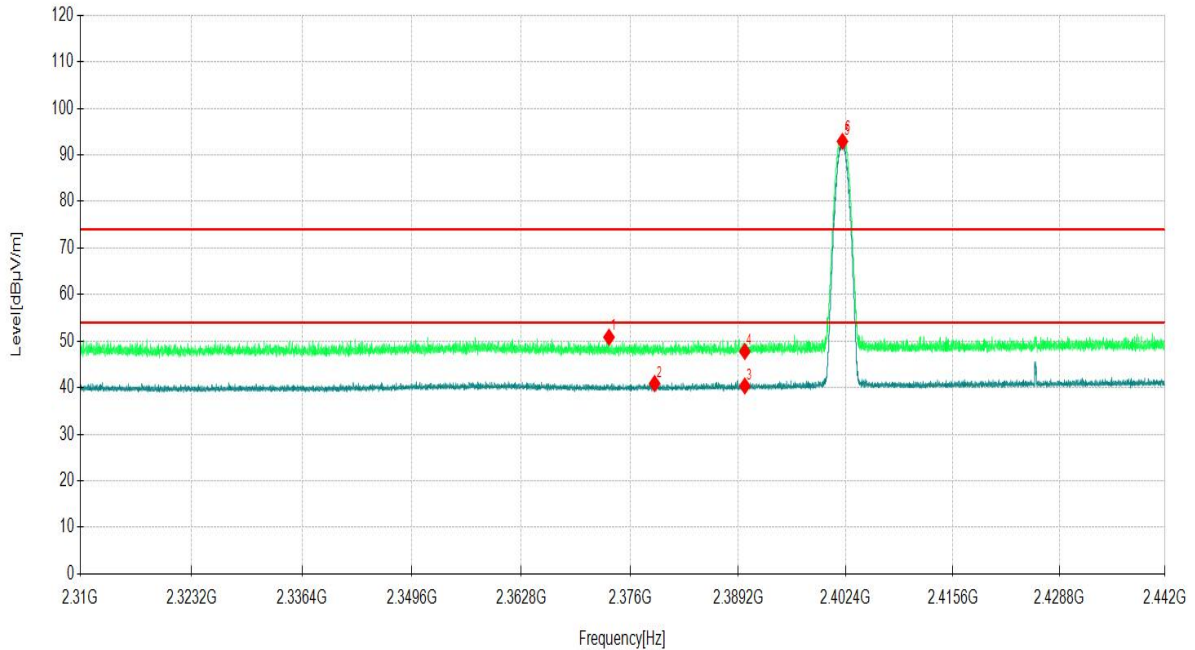
2. Level (dBuV/m) = Reading (dBuV/m) + Factor (dB).

3. Factor (dB/m) = Antenna Factor (dB/m) + Cable Factor (dB).

4. Margin(dB) = Limit[dBμV/m] - Level [dBμV/m]



|                        |                   |                          |         |
|------------------------|-------------------|--------------------------|---------|
| <b>Channel</b>         | BT-LE CH0 (1Mbps) | <b>Frequency</b>         | 2402MHz |
| <b>Frequency Range</b> | Above 1G          | <b>Detector Function</b> | PK/AV   |



| Suspected Data List |             |                  |             |                |                |             |             |           |          |          |
|---------------------|-------------|------------------|-------------|----------------|----------------|-------------|-------------|-----------|----------|----------|
| N O.                | Freq. [MHz] | Reading [dBµV/m] | Factor [dB] | Level [dBµV/m] | Limit [dBµV/m] | Margin [dB] | Height [cm] | Angle [°] | Detector | Polarity |
| 1                   | 2373.43     | 51.11            | -0.27       | 50.84          | 74.00          | 23.16       | 200         | 321       | PK       | Vertical |
| 2                   | 2378.98     | 41.17            | -0.29       | 40.88          | 54.00          | 13.12       | 200         | 321       | AV       | Vertical |
| 3                   | 2390.00     | 40.51            | -0.15       | 40.36          | 54.00          | 13.64       | 100         | 281       | AV       | Vertical |
| 4                   | 2390.00     | 47.93            | -0.15       | 47.78          | 74.00          | 26.22       | 300         | 281       | PK       | Vertical |
| 5                   | 2401.99     | 92.94            | -0.04       | 92.90          | 54.00          |             | 400         | 248       | AV       | Vertical |
| 6                   | 2402.08     | 93.80            | -0.04       | 93.76          | 74.00          |             | 400         | 255       | PK       | Vertical |
| 7                   | 4803.96     | 42.30            | 9.28        | 51.58          | 54.00          | 2.42        | 300         | 294       | AV       | Vertical |
| 8                   | 4804.29     | 47.92            | 9.29        | 57.21          | 74.00          | 16.79       | 300         | 264       | PK       | Vertical |
| 9                   | 7205.67     | 33.97            | 12.82       | 46.79          | 54.00          | 7.21        | 100         | 243       | AV       | Vertical |
| 10                  | 7205.67     | 38.63            | 12.82       | 51.45          | 74.00          | 22.55       | 200         | 243       | PK       | Vertical |
| 11                  | 9607.92     | 22.12            | 13.32       | 35.44          | 54.00          | 18.56       | 100         | 238       | AV       | Vertical |
| 12                  | 9607.92     | 29.26            | 13.32       | 42.58          | 74.00          | 31.42       | 400         | 72        | PK       | Vertical |

Remark: 1. The emission levels of other frequencies were greater than 20dB margin.

2. Level (dBuV/m) = Reading (dBuV/m) + Factor (dB).

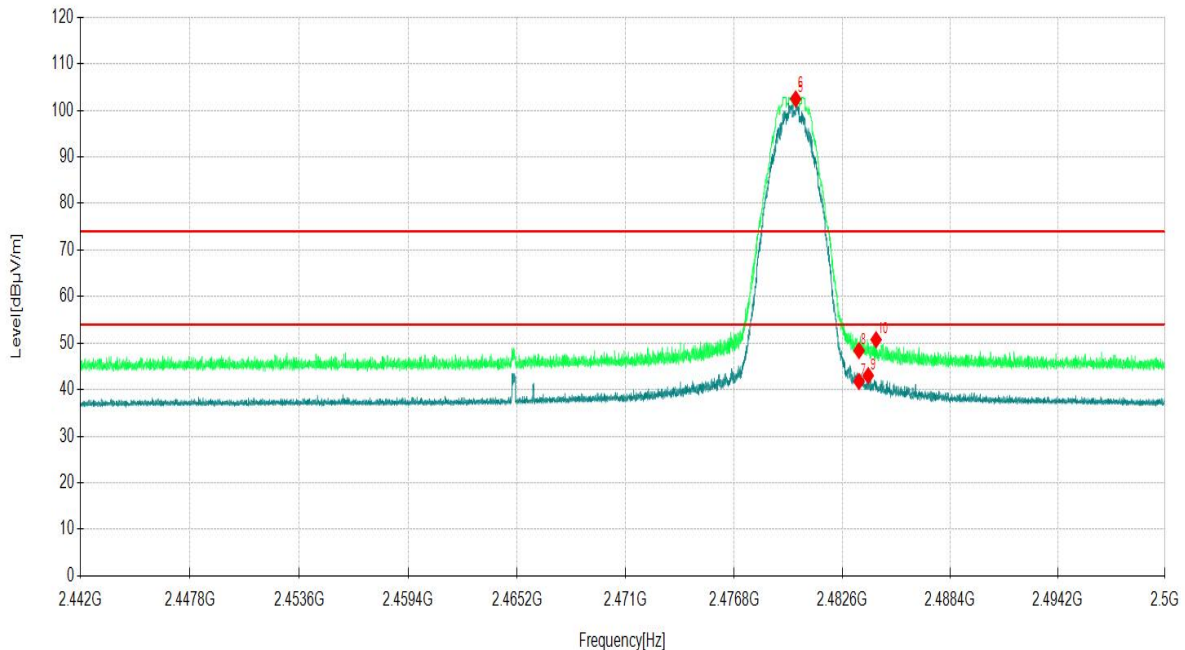
3. Factor (dB/m) = Antenna Factor (dB/m) + Cable Factor (dB).

4. Margin(dB) = Limit[dBµV/m] - Level [dBµV/m]



| <b>Channel</b>  |             | <b>BT-LE CH19</b><br>(1Mbps) |             | <b>Frequency</b>         |                | 2440MHz     |             |           |          |
|---|-------------|------------------------------|-------------|--------------------------|----------------|-------------|-------------|-----------|----------|
| <b>Frequency Range</b>  |             | Above 1G                     |             | <b>Detector Function</b> |                | PK/AV       |             |           |          |
| <b>Horizontal</b>   |             |                              |             |                          |                |             |             |           |          |
| NO  | Freq. [MHz] | Reading [dBμV/m]             | Factor [dB] | Level [dBμV/m]           | Limit [dBμV/m] | Margin [dB] | Height [cm] | Angle [°] | Detector |
| 1   | 4879.54     | 47.80                        | 9.78        | 57.58                    | 74.00          | 16.42       | 200         | 295       | PK       |
| 2   | 4879.54     | 39.32                        | 9.78        | 49.10                    | 54.00          | 4.90        | 100         | 304       | AV       |
| 3   | 7319.17     | 26.10                        | 11.02       | 37.12                    | 54.00          | 16.88       | 300         | 278       | AV       |
| 4   | 7319.17     | 33.31                        | 11.02       | 44.33                    | 74.00          | 29.67       | 200         | 278       | PK       |
| 5   | 10499.55    | 28.70                        | 14.34       | 43.04                    | 74.00          | 30.96       | 200         | 323       | PK       |
| 6   | 10525.29    | 19.51                        | 14.28       | 33.79                    | 54.00          | 20.21       | 200         | 77        | AV       |
| <b>Vertical</b>   |             |                              |             |                          |                |             |             |           |          |
| NO  | Freq. [MHz] | Reading [dBμV/m]             | Factor [dB] | Level [dBμV/m]           | Limit [dBμV/m] | Margin [dB] | Height [cm] | Angle [°] | Remark   |
| 1   | 4880.20     | 48.73                        | 9.79        | 58.52                    | 74.00          | 15.48       | 300         | 274       | PK       |
| 2   | 4880.53     | 40.97                        | 9.81        | 50.78                    | 54.00          | 3.22        | 300         | 294       | AV       |
| 3   | 7319.17     | 32.95                        | 11.02       | 43.97                    | 74.00          | 30.03       | 100         | 214       | PK       |
| 4   | 7319.17     | 26.29                        | 11.02       | 37.31                    | 54.00          | 16.69       | 100         | 279       | AV       |
| 5   | 9909.81     | 29.57                        | 13.65       | 43.22                    | 74.00          | 30.78       | 400         | 184       | PK       |
| 6   | 9957.79     | 20.21                        | 13.74       | 33.95                    | 54.00          | 20.05       | 400         | 300       | AV       |
| <p>Remark: 1. The emission levels of other frequencies were greater than 20dB margin.<br/> 2. Level (dBuV/m) = Reading (dBuV/m) + Factor (dB).<br/> 3. Factor (dB/m) = Antenna Factor (dB/m) + Cable Factor (dB).<br/> 4. Margin(dB) = Limit[dBμV/m] - Level [dBμV/m]</p> |             |                              |             |                          |                |             |             |           |          |

|                        |                    |                          |         |
|------------------------|--------------------|--------------------------|---------|
| <b>Channel</b>         | BT-LE CH39 (1Mbps) | <b>Frequency</b>         | 2480MHz |
| <b>Frequency Range</b> | Above 1G           | <b>Detector Function</b> | PK/AV   |



### Suspected Data List

| N O. | Freq. [MHz] | Reading [dBµV/m] | Factor [dB] | Level [dBµV/m] | Limit [dBµV/m] | Margin [dB] | Height [cm] | Angle [°] | Detector | Polarity   |
|------|-------------|------------------|-------------|----------------|----------------|-------------|-------------|-----------|----------|------------|
| 1    | 2480.10     | 102.13           | 0.31        | 102.44         | 54.00          |             | 200         | 276       | AV       | Horizontal |
| 2    | 2480.10     | 103.11           | 0.31        | 103.42         | 74.00          |             | 300         | 276       | PK       | Horizontal |
| 3    | 2483.50     | 41.33            | 0.45        | 41.78          | 54.00          | 12.22       | 200         | 104       | AV       | Horizontal |
| 4    | 2483.50     | 47.95            | 0.45        | 48.40          | 74.00          | 25.60       | 300         | 282       | PK       | Horizontal |
| 5    | 2484.00     | 42.54            | 0.48        | 43.02          | 54.00          | 10.98       | 100         | 276       | AV       | Horizontal |
| 6    | 2484.42     | 50.25            | 0.49        | 50.74          | 74.00          | 23.26       | 200         | 276       | PK       | Horizontal |
| 7    | 4959.74     | 38.68            | 10.68       | 49.36          | 54.00          | 4.64        | 200         | 101       | AV       | Horizontal |
| 8    | 4961.06     | 47.58            | 10.64       | 58.22          | 74.00          | 15.78       | 100         | 237       | PK       | Horizontal |
| 9    | 7438.52     | 41.87            | 9.72        | 51.59          | 74.00          | 22.41       | 300         | 255       | PK       | Horizontal |
| 10   | 7439.69     | 36.69            | 9.73        | 46.42          | 54.00          | 7.58        | 100         | 255       | AV       | Horizontal |
| 11   | 9920.34     | 20.57            | 13.83       | 34.40          | 54.00          | 19.60       | 100         | 240       | AV       | Horizontal |
| 12   | 10100.5     | 28.20            | 14.53       | 42.73          | 74.00          | 31.27       | 400         | 57        | PK       | Horizontal |

Remark: 1. The emission levels of other frequencies were greater than 20dB margin.

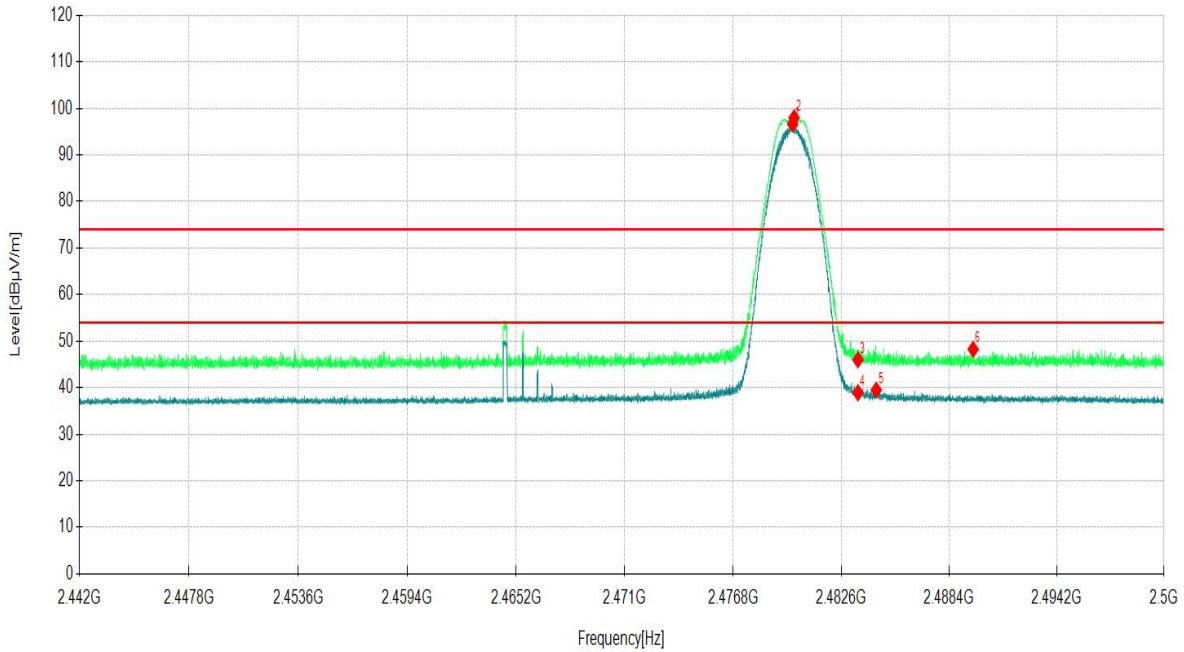
2. Level (dBuV/m) = Reading (dBuV/m) + Factor (dB).

3. Factor (dB/m) = Antenna Factor (dB/m) + Cable Factor (dB).

4. Margin(dB) = Limit[dBµV/m] - Level [dBµV/m]



|                        |                    |                          |         |
|------------------------|--------------------|--------------------------|---------|
| <b>Channel</b>         | BT-LE CH39 (1Mbps) | <b>Frequency</b>         | 2480MHz |
| <b>Frequency Range</b> | Above 1G           | <b>Detector Function</b> | PK/AV   |



| Suspected Data List |             |                  |             |                |                |             |             |           |          |          |
|---------------------|-------------|------------------|-------------|----------------|----------------|-------------|-------------|-----------|----------|----------|
| N O.                | Freq. [MHz] | Reading [dBµV/m] | Factor [dB] | Level [dBµV/m] | Limit [dBµV/m] | Margin [dB] | Height [cm] | Angle [°] | Detector | Polarity |
| 1                   | 2479.9      | 96.31            | 0.31        | 96.62          | 54.00          |             | 400         | 249       | AV       | Vertical |
| 2                   | 2480.0      | 97.63            | 0.31        | 97.94          | 74.00          |             | 400         | 243       | PK       | Vertical |
| 3                   | 2483.5      | 45.55            | 0.45        | 46.00          | 74.00          | 28.00       | 100         | 230       | PK       | Vertical |
| 4                   | 2483.5      | 38.47            | 0.45        | 38.92          | 54.00          | 15.08       | 400         | 249       | AV       | Vertical |
| 5                   | 2484.4      | 39.00            | 0.50        | 39.50          | 54.00          | 14.50       | 200         | 243       | AV       | Vertical |
| 6                   | 2489.7      | 47.55            | 0.71        | 48.26          | 74.00          | 25.74       | 300         | 249       | PK       | Vertical |
| 7                   | 4960.0      | 38.44            | 10.70       | 49.14          | 54.00          | 4.86        | 300         | 240       | AV       | Vertical |
| 8                   | 4960.7      | 45.12            | 10.66       | 55.78          | 74.00          | 18.22       | 200         | 91        | PK       | Vertical |
| 9                   | 7438.5      | 42.21            | 9.72        | 51.93          | 74.00          | 22.07       | 300         | 243       | PK       | Vertical |
| 10                  | 7439.6      | 36.35            | 9.73        | 46.08          | 54.00          | 7.92        | 200         | 243       | AV       | Vertical |
| 11                  | 9611.4      | 20.24            | 13.32       | 33.56          | 54.00          | 20.44       | 400         | 6         | AV       | Vertical |
| 12                  | 9721.4      | 30.17            | 13.18       | 43.35          | 74.00          | 30.65       | 400         | 268       | PK       | Vertical |

Remark: 1. The emission levels of other frequencies were greater than 20dB margin.

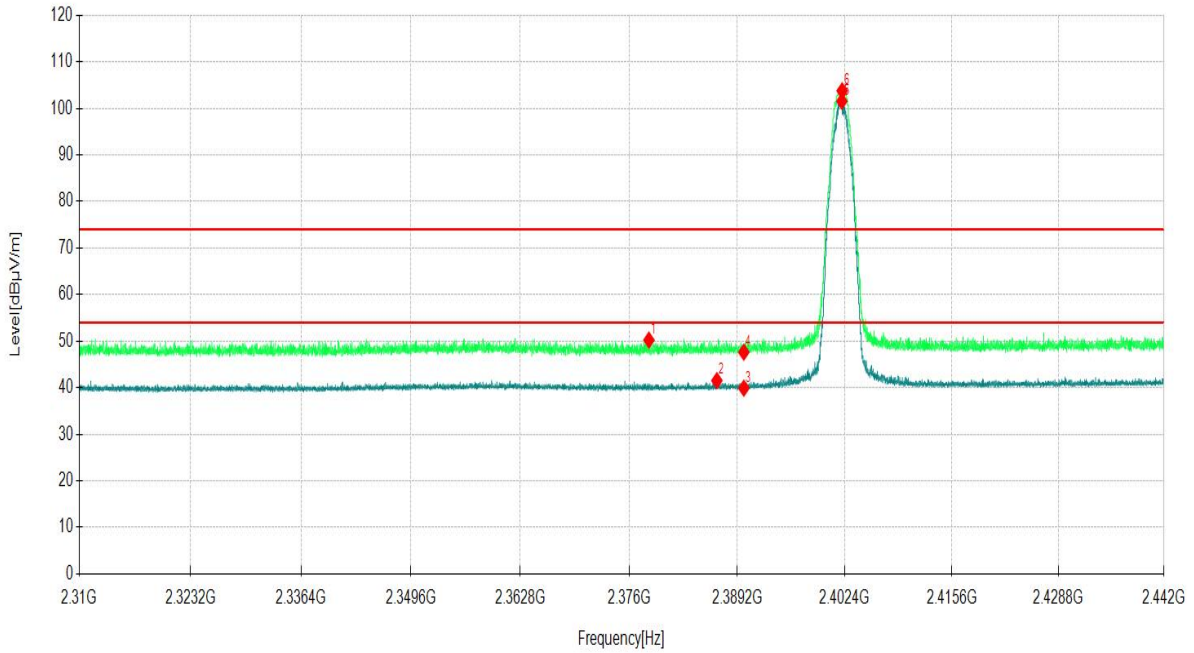
2. Level (dBµV/m) = Reading (dBµV/m) + Factor (dB).

3. Factor (dB/m) = Antenna Factor (dB/m) + Cable Factor (dB).

4. Margin(dB) = Limit[dBµV/m] - Level [dBµV/m]



|                        |                   |                          |         |
|------------------------|-------------------|--------------------------|---------|
| <b>Channel</b>         | BT-LE CH0 (2Mbps) | <b>Frequency</b>         | 2402MHz |
| <b>Frequency Range</b> | Above 1G          | <b>Detector Function</b> | PK/AV   |

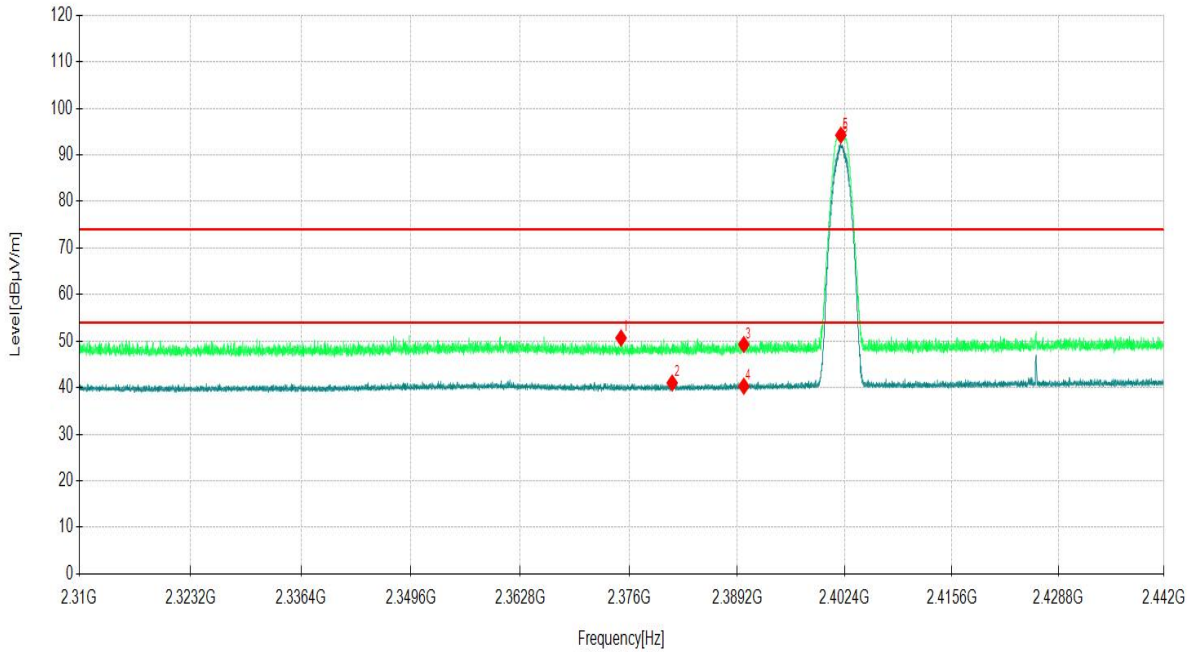


| Suspected Data List |             |                  |             |                |                |             |             |           |          |           |
|---------------------|-------------|------------------|-------------|----------------|----------------|-------------|-------------|-----------|----------|-----------|
| N O.                | Freq. [MHz] | Reading [dBµV/m] | Factor [dB] | Level [dBµV/m] | Limit [dBµV/m] | Margin [dB] | Height [cm] | Angle [°] | Detector | Polarity  |
| 1                   | 2378.41     | 50.51            | -0.28       | 50.23          | 74.00          | 23.77       | 400         | 281       | PK       | Horizonta |
| 2                   | 2386.70     | 41.72            | -0.19       | 41.53          | 54.00          | 12.47       | 200         | 1         | AV       | Horizonta |
| 3                   | 2390.00     | 40.05            | -0.15       | 39.90          | 54.00          | 14.10       | 100         | 117       | AV       | Horizonta |
| 4                   | 2390.00     | 47.79            | -0.15       | 47.64          | 74.00          | 26.36       | 100         | 150       | PK       | Horizonta |
| 5                   | 2402.04     | 101.58           | -0.04       | 101.54         | 54.00          |             | 200         | 268       | AV       | Horizonta |
| 6                   | 2402.07     | 103.81           | -0.04       | 103.77         | 74.00          |             | 300         | 274       | PK       | Horizonta |
| 7                   | 4803.96     | 42.98            | 9.28        | 52.26          | 54.00          | 1.74        | 100         | 265       | AV       | Horizonta |
| 8                   | 4804.62     | 48.21            | 9.30        | 57.51          | 74.00          | 16.49       | 400         | 220       | PK       | Horizonta |
| 9                   | 7204.50     | 39.17            | 12.83       | 52.00          | 74.00          | 22.00       | 300         | 254       | PK       | Horizonta |
| 10                  | 7205.67     | 34.37            | 12.82       | 47.19          | 54.00          | 6.81        | 300         | 263       | AV       | Horizonta |
| 11                  | 9607.92     | 21.90            | 13.32       | 35.22          | 54.00          | 18.78       | 300         | 233       | AV       | Horizonta |
| 12                  | 9664.09     | 28.94            | 13.16       | 42.10          | 74.00          | 31.90       | 300         | 213       | PK       | Horizonta |

- Remark: 1. The emission levels of other frequencies were greater than 20dB margin.  
 2. Level (dBuV/m) = Reading (dBuV/m) + Factor (dB).  
 3. Factor (dB/m) = Antenna Factor (dB/m) + Cable Factor (dB).  
 4. Margin(dB) = Limit[dBµV/m] - Level [dBµV/m]



|                        |                   |                          |         |
|------------------------|-------------------|--------------------------|---------|
| <b>Channel</b>         | BT-LE CH0 (2Mbps) | <b>Frequency</b>         | 2402MHz |
| <b>Frequency Range</b> | Above 1G          | <b>Detector Function</b> | PK/AV   |



| Suspected Data List |             |                  |             |                |                |             |             |           |          |          |
|---------------------|-------------|------------------|-------------|----------------|----------------|-------------|-------------|-----------|----------|----------|
| N O.                | Freq. [MHz] | Reading [dBµV/m] | Factor [dB] | Level [dBµV/m] | Limit [dBµV/m] | Margin [dB] | Height [cm] | Angle [°] | Detector | Polarity |
| 1                   | 2375.02     | 50.94            | -0.27       | 50.67          | 74.00          | 23.33       | 200         | 315       | PK       | Vertical |
| 2                   | 2381.25     | 41.29            | -0.27       | 41.02          | 54.00          | 12.98       | 300         | 8         | AV       | Vertical |
| 3                   | 2390.00     | 49.42            | -0.15       | 49.27          | 74.00          | 24.73       | 400         | 27        | PK       | Vertical |
| 4                   | 2390.00     | 40.47            | -0.15       | 40.32          | 54.00          | 13.68       | 200         | 27        | AV       | Vertical |
| 5                   | 2401.91     | 94.27            | -0.04       | 94.23          | 74.00          |             | 300         | 244       | PK       | Vertical |
| 6                   | 2401.91     | 93.35            | -0.04       | 93.31          | 54.00          |             | 300         | 250       | AV       | Vertical |
| 7                   | 4804.29     | 41.83            | 9.29        | 51.12          | 54.00          | 2.88        | 200         | 270       | AV       | Vertical |
| 8                   | 4804.62     | 48.12            | 9.30        | 57.42          | 74.00          | 16.58       | 400         | 309       | PK       | Vertical |
| 9                   | 7205.67     | 39.72            | 12.82       | 52.54          | 74.00          | 21.46       | 400         | 252       | PK       | Vertical |
| 10                  | 7205.67     | 35.88            | 12.82       | 48.70          | 54.00          | 5.30        | 100         | 252       | AV       | Vertical |
| 11                  | 9488.57     | 29.63            | 13.12       | 42.75          | 74.00          | 31.25       | 100         | 15        | PK       | Vertical |
| 12                  | 9607.92     | 22.35            | 13.32       | 35.67          | 54.00          | 18.33       | 200         | 238       | AV       | Vertical |

Remark: 1. The emission levels of other frequencies were greater than 20dB margin.

2. Level (dBuV/m) = Reading (dBuV/m) + Factor (dB).

3. Factor (dB/m) = Antenna Factor (dB/m) + Cable Factor (dB).

4. Margin(dB) = Limit[dBµV/m] - Level [dBµV/m]

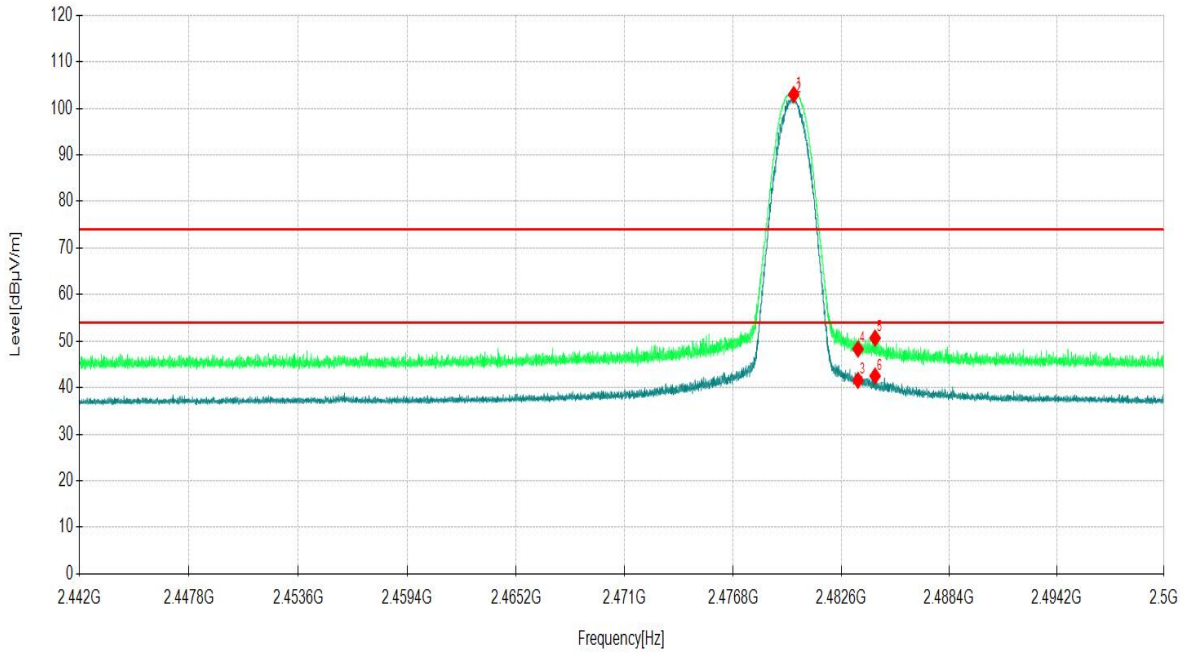




| <b>Channel</b>  | <b>BT-LE CH19</b><br>(2Mbps) |                  | <b>Frequency</b>         | 2440MHz        |                |             |             |           |          |
|---|------------------------------|------------------|--------------------------|----------------|----------------|-------------|-------------|-----------|----------|
| <b>Frequency Range</b>  | Above 1G                     |                  | <b>Detector Function</b> | PK/AV          |                |             |             |           |          |
| <b>Horizontal</b>   |                              |                  |                          |                |                |             |             |           |          |
| NO  | Freq. [MHz]                  | Reading [dBμV/m] | Factor [dB]              | Level [dBμV/m] | Limit [dBμV/m] | Margin [dB] | Height [cm] | Angle [°] | Detector |
| 1   | 4880.20                      | 39.06            | 9.79                     | 48.85          | 54.00          | 5.15        | 300         | 295       | AV       |
| 2   | 4880.86                      | 48.34            | 9.81                     | 58.15          | 74.00          | 15.85       | 100         | 1         | PK       |
| 3   | 7319.17                      | 26.91            | 11.02                    | 37.93          | 54.00          | 16.07       | 400         | 212       | AV       |
| 4   | 7319.17                      | 33.43            | 11.02                    | 44.45          | 74.00          | 29.55       | 100         | 212       | PK       |
| 5   | 9698.02                      | 29.71            | 13.07                    | 42.78          | 74.00          | 31.22       | 100         | 29        | PK       |
| 6   | 9760.04                      | 20.50            | 13.25                    | 33.75          | 54.00          | 20.25       | 300         | 283       | AV       |
| <b>Vertical</b>   |                              |                  |                          |                |                |             |             |           |          |
| NO  | Freq. [MHz]                  | Reading [dBμV/m] | Factor [dB]              | Level [dBμV/m] | Limit [dBμV/m] | Margin [dB] | Height [cm] | Angle [°] | Remark   |
| 1   | 4879.87                      | 49.40            | 9.79                     | 59.19          | 74.00          | 14.81       | 300         | 11        | PK       |
| 2   | 4880.53                      | 40.55            | 9.81                     | 50.36          | 54.00          | 3.64        | 100         | 299       | AV       |
| 3   | 7319.17                      | 26.75            | 11.02                    | 37.77          | 54.00          | 16.23       | 100         | 324       | AV       |
| 4   | 7320.34                      | 32.77            | 11.02                    | 43.79          | 74.00          | 30.21       | 300         | 208       | PK       |
| 5   | 9921.51                      | 29.17            | 13.82                    | 42.99          | 74.00          | 31.01       | 400         | 273       | PK       |
| 6   | 10094.69                     | 19.25            | 14.51                    | 33.76          | 54.00          | 20.24       | 100         | 122       | AV       |
| <p>Remark: 1. The emission levels of other frequencies were greater than 20dB margin.<br/>                 2. Level (dBuV/m) = Reading (dBuV/m) + Factor (dB).<br/>                 3. Factor (dB/m) = Antenna Factor (dB/m) + Cable Factor (dB).<br/>                 4. Margin(dB) = Limit[dBμV/m] - Level [dBμV/m]</p> |                              |                  |                          |                |                |             |             |           |          |



|                        |                    |                          |         |
|------------------------|--------------------|--------------------------|---------|
| <b>Channel</b>         | BT-LE CH39 (2Mbps) | <b>Frequency</b>         | 2480MHz |
| <b>Frequency Range</b> | Above 1G           | <b>Detector Function</b> | PK/AV   |

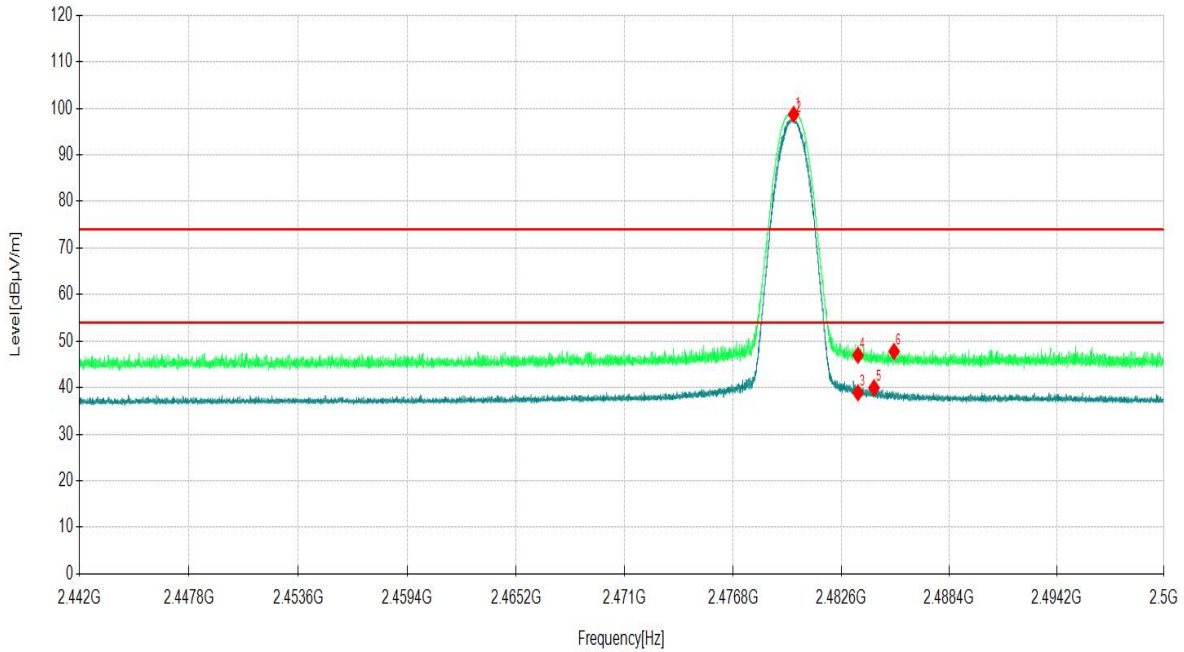


| Suspected Data List |             |                  |             |                |                |             |             |           |          |           |
|---------------------|-------------|------------------|-------------|----------------|----------------|-------------|-------------|-----------|----------|-----------|
| N O.                | Freq. [MHz] | Reading [dBµV/m] | Factor [dB] | Level [dBµV/m] | Limit [dBµV/m] | Margin [dB] | Height [cm] | Angle [°] | Detector | Polarity  |
| 1                   | 2480.05     | 102.66           | 0.31        | 102.97         | 74.00          |             | 200         | 269       | PK       | Horizonta |
| 2                   | 2480.06     | 101.75           | 0.31        | 102.06         | 54.00          |             | 200         | 269       | AV       | Horizonta |
| 3                   | 2483.50     | 41.13            | 0.45        | 41.58          | 54.00          | 12.42       | 200         | 86        | AV       | Horizonta |
| 4                   | 2483.50     | 47.84            | 0.45        | 48.29          | 74.00          | 25.71       | 100         | 119       | PK       | Horizonta |
| 5                   | 2484.42     | 50.17            | 0.49        | 50.66          | 74.00          | 23.34       | 300         | 269       | PK       | Horizonta |
| 6                   | 2484.42     | 42.02            | 0.49        | 42.51          | 54.00          | 11.49       | 100         | 269       | AV       | Horizonta |
| 7                   | 4959.41     | 39.64            | 10.66       | 50.30          | 54.00          | 3.70        | 400         | 230       | AV       | Horizonta |
| 8                   | 4959.41     | 46.07            | 10.66       | 56.73          | 74.00          | 17.27       | 100         | 235       | PK       | Horizonta |
| 9                   | 7438.52     | 41.70            | 9.72        | 51.42          | 74.00          | 22.58       | 400         | 243       | PK       | Horizonta |
| 10                  | 7438.52     | 36.74            | 9.72        | 46.46          | 54.00          | 7.54        | 100         | 243       | AV       | Horizonta |
| 11                  | 9584.52     | 20.22            | 13.33       | 33.55          | 54.00          | 20.45       | 400         | 309       | AV       | Horizonta |
| 12                  | 9653.56     | 30.61            | 13.14       | 43.75          | 74.00          | 30.25       | 400         | 213       | PK       | Horizonta |

- Remark: 1. The emission levels of other frequencies were greater than 20dB margin.  
 2. Level (dBuV/m) = Reading (dBuV/m) + Factor (dB).  
 3. Factor (dB/m) = Antenna Factor (dB/m) + Cable Factor (dB).  
 4. Margin(dB) = Limit[dBµV/m] - Level [dBµV/m]



|                        |                    |                          |         |
|------------------------|--------------------|--------------------------|---------|
| <b>Channel</b>         | BT-LE CH39 (2Mbps) | <b>Frequency</b>         | 2480MHz |
| <b>Frequency Range</b> | Above 1G           | <b>Detector Function</b> | PK/AV   |



| Suspected Data List |             |                  |             |                |                |             |             |           |          |          |
|---------------------|-------------|------------------|-------------|----------------|----------------|-------------|-------------|-----------|----------|----------|
| N O.                | Freq. [MHz] | Reading [dBµV/m] | Factor [dB] | Level [dBµV/m] | Limit [dBµV/m] | Margin [dB] | Height [cm] | Angle [°] | Detector | Polarity |
| 1                   | 2480.05     | 98.39            | 0.31        | 98.70          | 74.00          |             | 100         | 255       | PK       | Vertical |
| 2                   | 2480.05     | 97.47            | 0.31        | 97.78          | 54.00          |             | 100         | 255       | AV       | Vertical |
| 3                   | 2483.50     | 38.45            | 0.45        | 38.90          | 54.00          | 15.10       | 200         | 255       | AV       | Vertical |
| 4                   | 2483.50     | 46.52            | 0.45        | 46.97          | 74.00          | 27.03       | 200         | 3         | PK       | Vertical |
| 5                   | 2484.36     | 39.48            | 0.49        | 39.97          | 54.00          | 14.03       | 100         | 255       | AV       | Vertical |
| 6                   | 2485.44     | 47.26            | 0.54        | 47.80          | 74.00          | 26.20       | 100         | 357       | PK       | Vertical |
| 7                   | 4959.74     | 46.84            | 10.68       | 57.52          | 74.00          | 16.48       | 400         | 239       | PK       | Vertical |
| 8                   | 4961.06     | 39.93            | 10.64       | 50.57          | 54.00          | 3.43        | 200         | 239       | AV       | Vertical |
| 9                   | 7439.69     | 39.55            | 9.73        | 49.28          | 54.00          | 4.72        | 200         | 250       | AV       | Vertical |
| 10                  | 7439.69     | 43.61            | 9.73        | 53.34          | 74.00          | 20.66       | 100         | 256       | PK       | Vertical |
| 11                  | 9920.34     | 21.10            | 13.83       | 34.93          | 54.00          | 19.07       | 100         | 245       | AV       | Vertical |
| 12                  | 9981.19     | 29.57            | 13.94       | 43.51          | 74.00          | 30.49       | 100         | 41        | PK       | Vertical |

Remark: 1. The emission levels of other frequencies were greater than 20dB margin.

2. Level (dBuV/m) = Reading (dBuV/m) + Factor (dB).

3. Factor (dB/m) = Antenna Factor (dB/m) + Cable Factor (dB).

4. Margin(dB) = Limit[dBµV/m] - Level [dBµV/m]

## 3.3 6dB BANDWIDTH MEASUREMENT

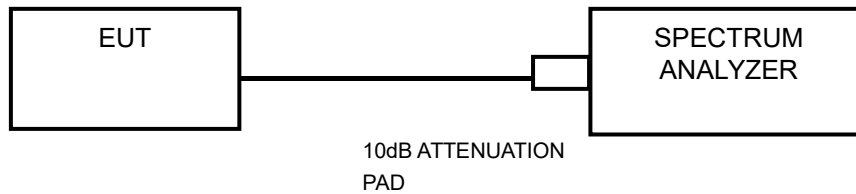
### 3.3.1 Limits

The minimum of 6dB Bandwidth Measurement is 0.5 MHz.

### 3.3.2 Measurement procedure

- a. Set resolution bandwidth (RBW) = 100KHz
- b. Set the video bandwidth (VBW)  $\geq 3 \times$  RBW, Detector = Peak.
- c. Trace mode = max hold.
- d. Sweep = auto couple.
- e. Measure the maximum width of the emission that is constrained by the frequencies associated with the two amplitude points (upper and lower) that are attenuated by 6 dB relative to the maximum level measured in the fundamental emission.

### 3.3.3 Test setup



## 3.4 CONDUCTED OUTPUT POWER

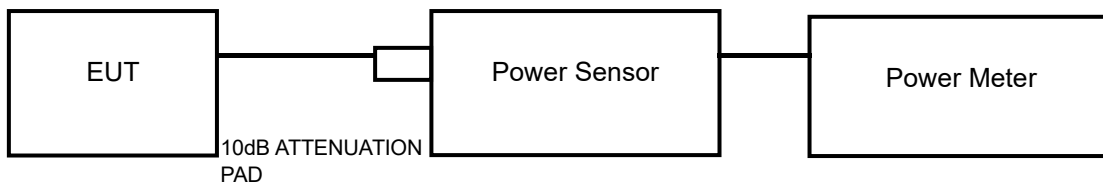
### 3.4.1 Limits

For systems using digital modulation in the 2400–2483.5 MHz band: 1 Watt (30dBm).

### 3.4.2 Measurement procedure

- A peak power sensor was used on the output port of the EUT. A power meter was used to read the response of the peak power sensor and set the detector to PEAK. Record the power level.
- An average power sensor was used on the output port of the EUT. A power meter was used to read the response of the average power sensor and set the detector to AVERAGE. Record the power level.

### 3.4.3 Test setup



## 3.5 POWER SPECTRAL DENSITY MEASUREMENT

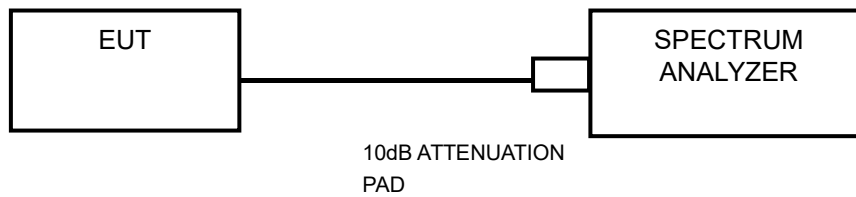
### 3.5.1 Limits

The Maximum of Power Spectral Density Measurement is 8dBm/3KHz.

### 3.5.2 Measurement procedure

- a. Set instrument center frequency to DTS channel center frequency.
- b. Set the span to 1.5 times the DTS bandwidth.
- c. Set RBW to: 3KHz
- d. Set VBW  $\geq 3 \times$  RBW.
- e. Detector = peak
- f. Ensure that the number of measurement points in the sweep  $\geq 2 \times$  span/RBW.
- g. Sweep time = auto couple.
- h. Use the peak marker function to determine the maximum amplitude level.

### 3.5.3 Test setup



## 3.6 OUT OF BAND EMISSION MEASUREMENT

### 3.6.1 Limits

Below -20dB of the highest emission level of operating band (in 100kHz Resolution Bandwidth).

### 3.6.2 Measurement procedure

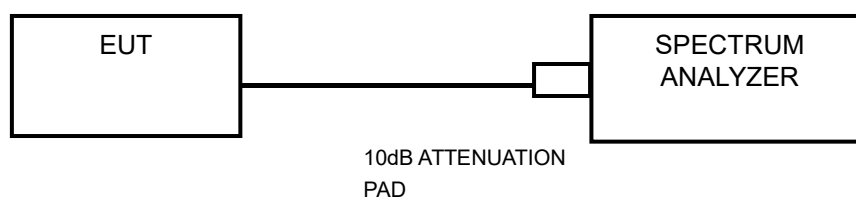
#### Measurement Procedure -Reference Level

- a. Set the RBW = 100 kHz.
- b. Set the VBW  $\geq$  300 kHz.
- c. Detector = peak.
- d. Sweep time = auto couple.
- e. Trace mode = max hold.
- f. Allow trace to fully stabilize.
- g. Use the peak marker function to determine the maximum power level in any 100 kHzband segment within the fundamental EBW.

#### Measurement Procedure –Unwanted Emission Level

- a. Set RBW = 100 kHz.
- b. Set VBW  $\geq$  300 kHz.
- c. Set span to encompass the spectrum to be examined
- d. Detector = peak.
- e. Trace Mode = max hold.
- f. Sweep = auto couple.

### 3.6.3 Test setup



## 3.7 OCCUPIED BANDWIDTH MEASUREMENT

### 3.7.1 Measurement procedure

The transmitter antenna output was connected to the spectrum analyzer through an attenuator. The resolution bandwidth shall be set to the range of 1% to 5% of the anticipated emission bandwidth, and a video bandwidth at least 3x the resolution bandwidth. below the lower and above the upper frequency limits, the mean powers emitted are each equal to a specified percentage 0.5 %of the total mean power of a given emission.

### 3.7.2 TEST SETUP





## 4 PHOTOGRAPHS OF TEST SETUP

Please refer to the attached file (Test Setup Photo).

,





## 5 PHOTOGRAPHS OF THE EUT

Please refer to the attached file (External Photos report and Internal Photos).



## Important

- (1) The test report is valid with the official seal of the laboratory and the signatures of Test engineer, Author and Reviewer simultaneously.
- (2) The test report is invalid if altered.
- (3) Any photocopies or part photocopies in the test report are forbidden without the written permission from the laboratory.
- (4) Objections to the test report must be submitted to the laboratory within 15 days.
- (5) Generally, commission test is responsible for the tested samples only.

*Address of the laboratory:*

*CVC Testing Technology Co., Ltd.*

*Address: No.3, Tiantaiyi Road, Kaitai Avenue, Science City, Guangzhou, China*

*Post Code: 510663*

*Tel: 020-32293888*

*FAX: 020-32293889*

*E-mail: office@cvc.org.cn*