

Test setup Photo

1. Radiated Emissions


Below 30 MHz - Front




Below 30 MHz - Rear




Below 1 GHz - Front




Below 1 GHz - Rear



Above 1 GHz - Front




Above 1 GHz - Rear



2. AC Power-line Conducted Emissions

Front



Rear

