

使用说明书



使用产品前请仔细阅读本使用说明书，并请妥善保管。

感谢您购买及使用本产品！

为了给您带来更好的使用体验，阅读本说明书的同时也请参阅您的手机或电子产品说明书。

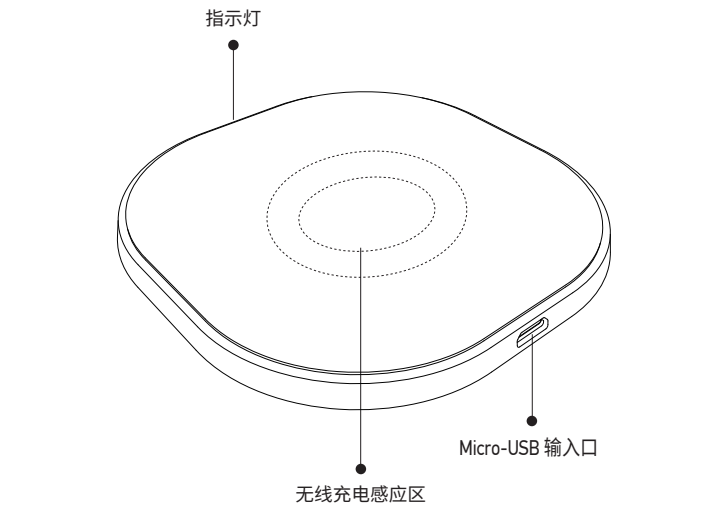
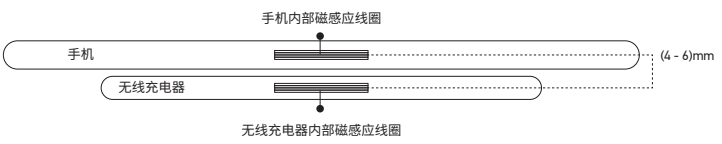
产品参数

产 品 名 称	无线充电器
产 品 型 号	CDR234
外 壳 材 质	防火PC
尺 寸	≈(86.5×86.5×7)mm
输 入	5V≈2A, 9V≈2A
功 率	10W Max
充 电 频 率	127.7kHz±6HZ
充电感应距离	(4~6)mm
净 重	≈57.5g
适 用 机 型	兼容Qi标准的苹果、三星、LG、Moto等全系列支持无线充电机型
产 品 清 单	无线充电器×1、USB数据线×1、说明书×1

※搭配QC2.0或QC3.0的电源适配器可实现苹果7.5W快充。
以上参数均来源于锐舞实验室，实际参数会因产品或其他因素而有差异。图片仅供参考，请以实物为准。

产品概况

充电感应距离：手机内部感应线圈与无线充电器内部感应线圈的距离为(4-6)mm，使用时手机请避免带较厚的手机壳。



使用说明

- 接通电源后，蓝色呼吸灯连续呼吸3次后熄灭；
- 将手机放在感应区内进入充电状态，蓝色呼吸灯连续呼吸8次后熄灭；
- 感应到金属异物时，蓝色呼吸灯会不停的闪烁，并开启充电保护功能。

注：被充电设备必须符合Qi标准才能使用。

⚠ 注意事项

- 请勿用力挤压或碰撞该产品。
- 请勿自行拆装分解或改造。
- 请勿将产品靠近火源或投入火中、水中。
- 请勿在严重高温、潮湿或腐蚀性情况下使用无线充电器，避免损坏电路出现漏电现象。
- 请勿与带磁条或者芯片的磁卡(身份证、银行卡等)放置太近，避免造成磁性失效。
- 请勿将金属或带金属的手机壳放在充电器上。
- 请保持植入医疗设备(心脏起搏器、植入性耳蜗等)与无线充电器之间的距离至少为20cm，以避免对医疗设备造成潜在干扰。
- 请保持充电器远离水或其它液体。
- 如需清洁充电器，请确保电源断开。
- 请勿给儿童当玩具使用。
- 使用环境温度保持在0-45℃。

中国有害物质声明

为满足中国电子电气产品有害物质限制相关的法律法规和其他要求，对本产品中有

害物质，按部件分类，声明如下。

金属件	有 害 物 质					
	铅 (Pb)	汞 (Hg)	镉 (Cd)	六价铬 (Cr(VI))	多溴联苯 (PBB)	多溴二苯醚 (PBDE)
印刷电路板及组件	X	O	O	O	O	O
塑胶件	X	O	O	O	O	O
导线	X	O	O	O	O	O
硅胶	X	O	O	O	O	O
其他	X	O	O	O	O	O

本表格依据SJ/T 11364的规定编制。某些型号的产品可能不包含表中的部分部件。
O：表示该有害物质在该部件所有均质材料中的含量均在GB/T 26572规定的限量要求以下。

X：表示该有害物质至少在该部件的某一均质材料中的含量超出GB/T 26572规定的限量要求。标记“X”的部件，皆因全球技术发展水平限制而无法实现有害物质的替代。
*印刷电路板组件包括印刷板及其零部件，电容和连接器等。



在中华人民共和国境内销售的电子信息产品必须标识此标志。圆圈内的数字表示正常使用状态下产品的环保使用期限。

USER'S GUIDE



Please read this Operation Instruction carefully and keep it properly before using this product.

Thank you for purchasing and using this product!

In order to bring you a better experience, read this manual and also please refer to your mobile phone or electronic product manual.

Product Specifications:

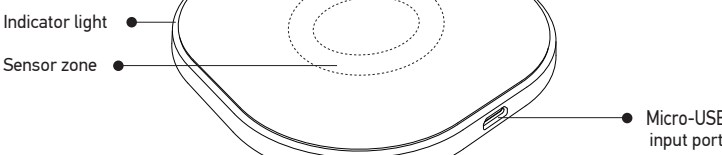
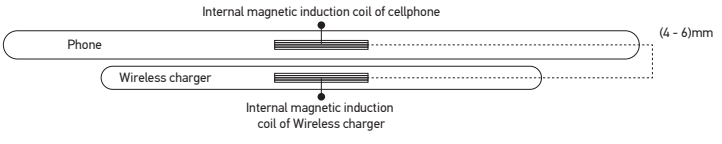
Product Name	Wireless Charger
Model	CDR234
Shell material	Fire retardant PC
Size	≈(86.5×86.5×7)mm
Input	5V≈2A, 9V≈2A
Power	10W Max
Charging frequency	127.7kHz±6HZ
Charging distance	(4~6)mm
Net weight	≈57.5g
Applicable models	The Qi standard of iPhone, Samsung, LG, Moto and other whole series will support the wireless charging models.
Product list	Wireless charger ×1, USB cable ×1, Instruction book ×1

※The power adapter with QC2.0 or QC3.0 can realize apple 7.5W quick charge.

The parameters above are derived from the laboratory of RANVOO, The actual parameter would be different because of products or other factors. The image shown here is indicative only.

Product overview

Charging induction distance: the distance between the inner induction coil of the handset and the inner inductance coil of the wireless charger is (4-6) mm, and the mobile phone avoids using a thicker mobile phone shell when using.



This device complies with Part 15 of the FCC Rules. Operation is subject to the following two conditions: (1) this device may not cause harmful interference, and (2) this device must accept any interference received, including interference that may cause undesired operation.

Changes or modifications not expressly approved by the party responsible for compliance could void the user's authority to operate the equipment.

This equipment has been tested and found to comply with the limits for a Class B digital device, pursuant to Part 15 of the FCC Rules. These limits are designed to provide reasonable protection against harmful interference in a residential installation. This equipment generates uses and can radiate radio frequency energy and, if not installed and used in accordance with the instructions, may cause harmful interference to radio communications. However, there is no guarantee that interference will not occur in a particular installation. If this equipment does cause harmful interference to radio or television reception, which can be determined by turning the equipment off and on, the user is encouraged to try to correct the interference by one or more of the following measures:

- Reorient or relocate the receiving antenna.
- Increase the separation between the equipment and receiver.
- Connect the equipment into an outlet on a circuit different from that to which the receiver is connected.
- Consult the dealer or an experienced radio/TV technician for help

This device complies with part 15 of the FCC rules. Operation is subject to the following two conditions (1) this device may not cause harmful interference, and (2) this device must accept any interference received, including interference that may cause undesired operation.

Instructions

- When the power is switched on, the blue breathing lamp goes out after 3 consecutive breaths.
- Put the cell phone in the sensor zone and enter the charging state, and the blue breathing lamp goes out after 8 consecutive breaths.
- When sensing a metal foreign body, the blue light will continuously blink and turn on the charging protection function.

Note: the charging equipment must meet the Qi standard to be used.

⚠ Notes

- Do not press hard or crash the product.
- Do not disassemble or reassemble.
- Do not put the product near the fire or into the fire, water.
- Do not use wireless charger in severe high temperature and humidity or corrosion to avoid leakage.
- Do not place too close to a magnetic card(id and bank card)with a magnetic strip or chip to avoid the failure of the magnetism.
- Do not put the iron or iron shell on the charger.
- Please keep the distance between the implanted medical device (pacemakers, implants, etc.) and the wireless charger at least 20cm to avoid potential interference to the medical device.
- Please keep the charger away from water or other liquids.
- If you need to clean the charger, make sure it do not connect to the power.
- Please do not use the toys for children.
- The ambient temperature shall be kept between 0-45℃.



保修卡 Warranty Card

联系电话 Customer Name: _____

购买日期 Phone Number: _____

客户姓名 Product Name: _____

产品名称 Date of Purchase: _____

地 址 Address: _____

备 注 Notes: _____

深圳市锐舞数码科技有限公司

SHENZHEN RANVOO DIGITAL TECHNOLOGY CO., LTD.
地址：深圳市龙华区民治大道展滔科技大厦 C 座 16 楼
16 FLOOR, BLOCK C, ZHANTAO TECHNOLOGY BUILDING,
MINZHI ROAD, LONGHUA DISTRICT, SHENZHEN

国内热线 Domestic Tel: 400-838-2815
邮箱 Email: sales@ranvoo.com

网址 Web: www.ranvoo.com

深圳市锐舞数码科技有限公司版权所有并保留一切权利
©Shenzhen RANVOO Digital Technology Co., Ltd. All Rights Reserved.

生产商：深圳市高普达科技有限公司
Manufacturer: Shenzhen Gopod Tech Co., Ltd.
生产商地址：广东省深圳市龙华新区大浪街道华荣路联建科技工业园 8 栋 4-6 楼
Manufacturer's Address: 4-6/F, Building 8, Lian Jian Industrial Park, Hua Rong Rd, DaLang, LongHua New District, Shenzhen, China.

执行标准：GB 4943.1-2011

中国制造 Made in China