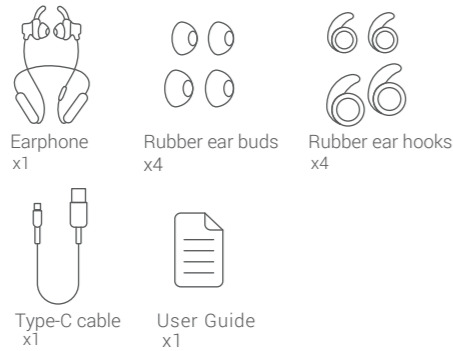





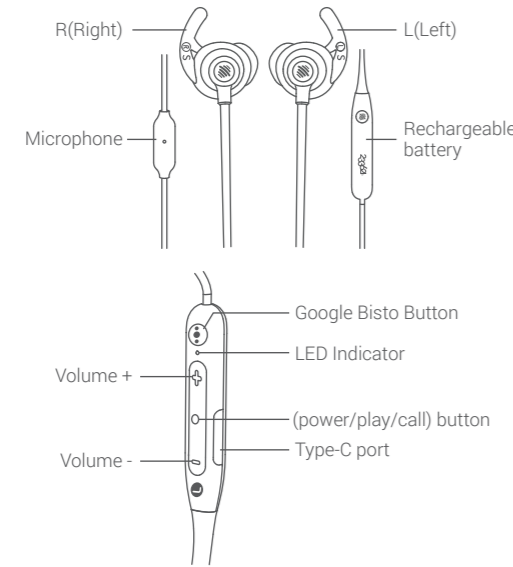
SENSE

QUICK START GUIDE

Packing List



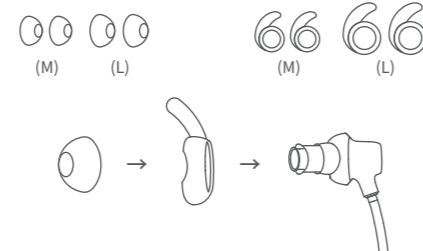
Product Illustration



The body temperature is in normal range: the LED indicator flashes green (35.90°C-37.60°C or 96.60 °F-99.70°F).
The body temperature is in abnormal range: the LED indicator flashes red.

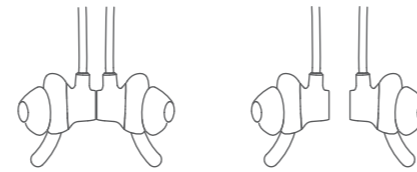
Choose Your Rubber Ear Buds/Rubber Ear Hooks

Ear buds/Ear hooks(S/M/L 2 each)
One of the following size S ear buds/ear hooks is attached.



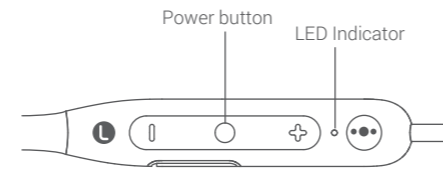
Wear Headphones

Rotate the earphone to a comfortable position.



Power On/Power Off

Power On: Press and hold the button for about 2 seconds until the LED indicator (white) flashes.
Power Off: Press and hold the button for about 2 seconds the LED indicator (white) turns off.



Pairing Your Mobile Device

Pair and connect for the first time

- Hold the on button for 5 seconds until you hear "Looking for device" and the indicator LED flashes red and white alternatively.
- Open the Bluetooth menu on your ios or Android device, search and connect with "233621 Sense".

Turn on to reconnect

Press and hold the on button for 2 seconds until you hear the voice prompt "power on" and the earphone will automatically reconnect to the last device you use with them.

Switch from one device to other

- Press and hold the button about 5 seconds.

- Go to the bluetooth setting on your device, search and connect "233621 Sense".

Notes:
The earphone will be powered off within 10 minutes, if there is no device connected to it. When the headset is in the pairing mode, and if there is no mobile phone connection made within 5 minutes, it will prompt "Device not found", and exit the pairing mode. White Led will flash for 5 more minutes before switching off.

Disconnect and reconnect the Bluetooth

- Manually disconnecting and reconnecting the earphone will power off automatically if it is not connected to a Bluetooth device within 10 minutes.
- Bluetooth connection when out of range:
 - The earphone which was out of the Bluetooth range will automatically re-connect if it is back in the range, within 10 minutes of disconnection.
 - After 10 minutes, the Bluetooth will have to be manually reconnected.
 - After 20 minutes of disconnection outside the Bluetooth range, the earphone will power off.

Factory Data Reset

When the earphone is in the pairing mode, press and hold the volume+ and volume- buttons for Delete "more than" 5 seconds until LED flashes red 3 times followed by 3 beeps. This procedure will clear the list of paired devices and resets all settings. The earbuds will need to be re-paired to your device.

Charging

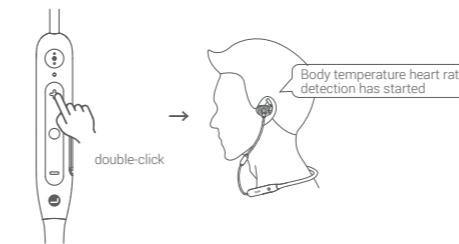
- When the battery power is less than 10%, the LED will flash red with voice prompt every 60 seconds.
 - While charging, the battery indicator blinks red.
 - When the battery is fully charged, the battery indicator will be off.
- Notes:
A. Charge the earphone via computer or certified charger(output 5v/500mA). A full charge powers the headphones for up to 2 hours.
B. If the battery have not been charged for a long time, the lifespan or battery life can reduce.

Voice Prompts

- Power on: "Power on".
- Pairing Successful: "Bluetooth connected".
- Pairing Failure: "Pairing failed".
- Low Battery: "Battery low" (<10%).
- Bluetooth Pairing: "Bluetooth pairing".
- Connection Failure: "Bluetooth disconnected".
- Power off: "Power off".
- Increase the sound: "Beep".
- When a third-party call: "Beep beep"
- Hang up the phone: "Beep"
- Calibration: "Temperature and heart rate calibrating"
- Testing is on: "Body temperature and heart rate detection on"
- Detection disconnected: "Body temperature and heart rate detection disconnected"
- Successful test: "Temperature and heart rate detected successfully"
- Failed detection: "Temperature and heart rate detection failed"
- Searching: "Body temperature and heart rate searching"
- Re-detection: "Please put on your headphones"
- Adjust the earphone: "Please adjust your headphones"
- Heart rate broadcast: "heart rate**"
- Body temperature broadcast: "body temperature**"

Body Temperature/Heart Rate Monitoring

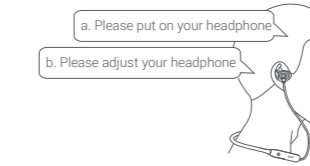
- Pause music and no call, double-click volume "+" button and a voice prompt "Body temperature and heart rate detection on".



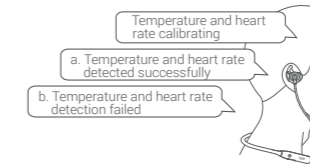
- After the test is turned on, the voice prompts "Body temperature and heart rate search", and start to get the body temperature/Heart rate data.



- If the data acquisition fails, there will be two different situations:
 - No number can be acquired, the voice prompt "please put on the headphone".
 - The data is abnormal, the voice prompt "Please adjust the headphone".

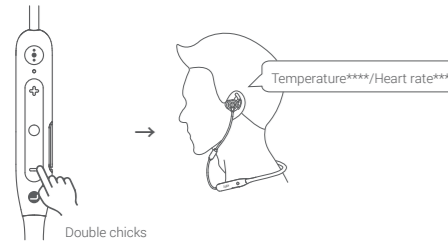


- Start to gather data, the voice prompt "temperature and heart rate calibration is in progress", there will be two cases as follows:
 - Calibration is succeeded, the voice prompts "Body temperature and heart rate detection Succeeded".
 - Calibration failed, voice prompt "Failed to detect body temperature and heart rate", the detection function of the earphone will automatically restart.



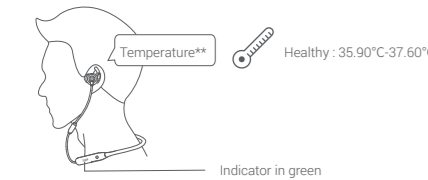
2. Without playing music and no call in, double-click volume "+" button, then a voice start to read body temperature and heart rate.

① The heart rate detection can be completed in 15 seconds, and the temperature measurement can be completed in 90 seconds. In the process, LED indicator will be flash red and green.

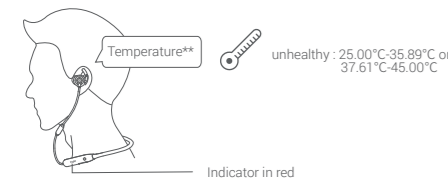


② If the test result is within testing range, then a voice will broadcast temperature and heart rate.

- Body temperature test range: 25.00°C-45.00°C; Heart rate test range:40-240 per minute.
- If the temperature is within healthy range: a voice will read the temperature and indicator flash in green.



If the temperature is within unhealthy range: a voice will inform the temperature and indicator flash in red.

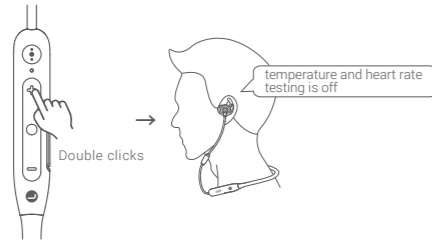


c. Heart rate within 40-240 times per minute: a voice will inform the heart rate.



d. If the heart rate isn't within testing range, the device cannot test it, and indicator will flash in red.

3. After complete the testing, double-click volume "+" button, turn off the testing, the voice prompt "temperature and heart rate. calibration is off",



Measuring conditions

Item	Temperature	Heart Rate
Environmental requirements	Temperature 5°C~40°C humidity 20%~95%RH	
Accuracy	25°C~36.9°C ±0.2°C 39.1°C~45°C ±0.2°C 37.0°C~39.0°C ±0.1°C	±5bpm
Resolution	0.01°C	1bpm
Measure time	90 Seconds	15 Seconds

Notes

- The measurement results are only for reference, and cannot replace the doctor's diagnosis.

- If there is a temperature difference between the storage environment and the measurement environment, put the earphone in the use environment more than 30 minutes, or the measurement results may have errors.
- To ensure the accuracy of measurement, please make sure that the ear canal is clean.

Call Function

- Press the \odot button to answer the call.
- Long press the \odot button until you hear the voice prompt, to reject the call.

When the call is active

- Press the \odot button to decline an incoming call.
- Press the "Volume+" and "Volume-" to change the volume.

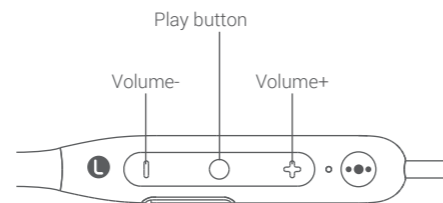
Switch between two calls

- Press \odot button to stay on current call on hold and connect with a second incoming call.
- Long press the \odot button to continue with the current call and decline the incoming call.
- While on a call, press the function to switch calls and long press the \odot button to decline the incoming call.

Notes:

Some of the mobile phone brands and models may differ in operation. For queries contact after sales for support.

Listen To Music



To play

Press the function button to play music.

To pause

- Press the function button to pause.
- Short press the "Volume+" button to turn up the volume.
- Short press the "Volume-" button to turn down the volume.
- Long press the "Volume+" button to skip forward.
- Long press the "Volume-" button to skip backward.

Music playback will automatically pause if there is an incoming call.

Press the function button once to answer the call, and twice to hang up the call and continue playing music.

Notes:

Keep the earphone and the phone within the allowable range, preferably without obstacles. Otherwise the call and music playback quality may be affected or may disconnected.

Specification

Model number: 233621® Sense
 Speaker size: 5.8mm speaker
 Audio decoding: SBC, aptX-HD
 Frequency response range: 20-20kHz (Bluetooth)
 Connection method: USB-C to USB-A charging cable
 Support mode: BT 5.1, HSP v1.2, HFP v1.7.1, A2DP v1.3.1, AVRCP v1.6
 Bluetooth frequency: 2.402-2.480GHz
 Bluetooth power: <8.0dBm
 Battery specifications: Rechargeable polymer lithium ion battery (3.7V, 130 mAh)
 Charging time: 2 hours
 Earphone usage time: 10 hours
 Waterproof level: IPX5
 Product weight: 26g

Regulatory Information

Before using and operating the device, read and follow the precautions below to ensure that the equipment performs optimally and avoids dangerous or illegal conditions

- Do not use this device in dusty, humid, dirty environment or places near magnetic field to avoid malfunction of the internal circuit of the device.
- Keep the volume within the allowable range to avoid hearing damage. Prolonged exposure to high volume might result in permanent hearing damage.
- Exposure to high volume while driving may distract attention and cause an accident.
- Do not cover, seal or put other items on the device.
- Keep the device away from heat sources or bare fire like electric heaters, microwave ovens, stoves, water heaters, candles or any place with high temperature conditions.
- Do not use an external heating appliance such as a hair dryer or microwave to dry the device.
- Avoid striking the device and its accessories to a hard object or vice versa as it may lead the battery to explode or might cause malfunction.
- Wipe the device with a clean, dry, soft cloth. Do Not use the device before cleaning and maintenance.
- Use and store the device and its accessories in the temperature range of 5°~35°. When the environmental temperature is too high or too low, it may cause device malfunction. The battery efficiency would be limited when the temperature is lower than 5°.
- Keep the device and its accessories in a ventilated and cool environment without exposing it to direct sunlight.
- This device is not a toy and children may use this device under adult supervision. This device and its accessories may contain small parts that should keep away from children. Children may inadvertently damage the device and its accessories, or swallow small parts resulting in suffocation or other hazards.
- The device is equipped with non-removable built-in rechargeable battery. Do Not replace the battery by yourself. The battery can only be replaced by authorized service center.
- Do not disassemble or modify the device and accessories without permission, otherwise the device and accessories will not be covered under warranty, please contact the authorized

- service center when the device malfunctions is detected.
- Do not dispose this device and its accessories as ordinary household waste. Comply with the local laws and regulations dealing with this device and its accessories and support recycling.
- In medical and health care facilities where the use of wireless devices is prohibited, comply with the regulations of such facilities and turn off the device.
- Radio waves generated by devices may affect the normal operation of implantable medical devices or personal medical devices, such as pacemakers, cochlear implants, hearing aids, etc. If you use any of these medical devices, consult their manufacturer about the use restrictions of the device.
- Keep the device at least 15cm away from the implanted medical device such as pacemaker, cochlear implants etc.
- Use of unauthorized or incompatible power supplies, chargers or batteries may cause fire, explosion or other hazards.

Informational Note for Customers in U.S.A. Only:

FCC ID:2AN4C-1336

NOTE: This equipment has been tested and found to comply with the limits for a Class B digital device, pursuant to part 15 of the FCC Rules. These limits are designed to provide reasonable protection against harmful interference in a residential installation. This equipment generates uses and can radiate radio frequency energy and, if not installed and used in accordance with the instructions, may cause harmful interference to radio communications. However, there is no guarantee that interference will not occur in a particular installation. If this equipment does cause harmful interference to radio or television reception, which can be determined by turning the equipment off and on, the user is encouraged to try to correct the interference by one or more of the following measures:

- Reorient or relocate the receiving antenna.
- Increase the separation between the equipment and receiver.
- Connect the equipment into an outlet on a circuit different from that to which the receiver is connected.
- Consult the dealer or an experienced radio/TV technician for help

Changes or modifications not expressly approved by the party responsible for compliance could void the user's authority to operate the equipment.

This device complies with Part 15 of the FCC Rules. Operation is subject to the following two conditions:

- This device may not cause harmful interference
- This device must accept any interference received, including interference that may cause undesired operation.



Informational Note For Customers In EU Only:

This device has been manufactured by or on behalf of SHENZHEN GRANDSUN ELECTRONIC CO., LTD. Hereby, SHENZHEN GRANDSUN ELECTRONIC CO., LTD. Declares that this device is in compliance with Directive 2014/53/EU This



symbol on the device, the battery or on the packaging indicates that the device and the battery shall not be treated as household waste. By ensuring these devices and batteries are disposed of correctly, you will help prevent potentially negative consequences for the environment and case of devices that for safety,

performance or data integrity reasons require a permanent connection with an incorporated battery, this battery should be replaced by qualified service staff only. To ensure that the battery and the electrical and electronic device will be treated properly, hand over these devices at end-of-life to the applicable collection point for the recycling of electrical and electronic device. Hand the battery over to the applicable collection point for the recycling of waste batteries. For more detailed information about recycling of this device or battery, please contact your local Civic Office, your household waste disposal service or the dealer. This symbol is only valid in the European Union.

Trademarks

- The Bluetooth® word mark and logos are registered trademarks owned by Bluetooth SIG. Inc. And any use of such marks by SHENZHEN GRANDSUN ELECTRONIC CO., LTD. is under license.
- "233621" word mark and logos are registered trademarks of SHENZHEN GRANDSUN ELECTRONIC CO., LTD. Reproduction in whole or in part without written permission is prohibited. Other companies and products mentioned herein are trademarks of their respective owners.

Made in China.



Product Service Policy

- The device warranty period is 12 months from the date of purchase. Repair and maintenance service are free during the warranty period, excluding malfunctions are man-made.
- The limited warranty shall not apply to:
 - a, man-made damage;
 - b, exceed the warranty period;
 - c, no warranty card and valid invoice (except those can prove the product is under the warranty period);
 - d, the warranty card is altered or not complied with the device itself;
 - e, the SN label on device is torn off (except those can provide warranty card and efficiency invoice);
 - f, accessories damage due to improper use and maintenance;
 - g, disassemble or amend the device without manufacturer authority or water and smashing damages;
 - h, damages due to force majeure.
- Service Information
233621 Website:WWW.233621.COM