

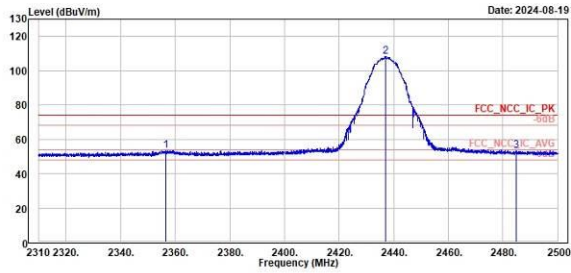
802.11b

Middle Channel (Horizontal) Peak

Middle Channel (Vertical) Peak



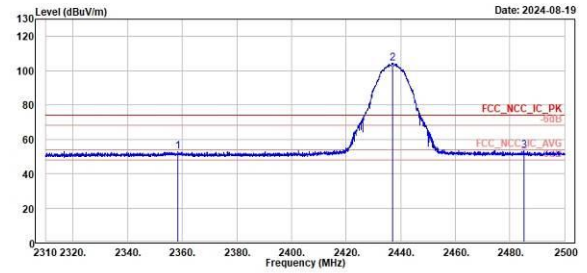
TÜV Rheinland Taiwan Ltd.  
No. 438-18, Sec 2, Fenliao, Linkou Dist., New Taipei City 244, Taiwan(R.O.C.)  
Tel: +886-2172-1000 Fax: +886-2172-1322



Peak	Freq (MHz)	Level (dBuV/m)	Read Level (dBuV)	Factor	Limit Line (dBuV/m)	Over Limit (dB)	APos (cm)	TPos (deg)	Remark	Pol/Phase	Note
1	2356.47	53.52	48.36	5.16	74.00	-20.48	100	248	Peak	Horizontal	
2 *	2437.00	108.16	102.71	5.45	74.00	34.16	100	248	Peak	Horizontal	
3	2484.80	53.55	48.03	5.52	74.00	-20.45	100	248	Peak	Horizontal	



TÜV Rheinland Taiwan Ltd.  
No. 438-18, Sec 2, Fenliao, Linkou Dist., New Taipei City 244, Taiwan(R.O.C.)  
Tel: +886-2172-1000 Fax: +886-2172-1322



Peak	Freq (MHz)	Level (dBuV/m)	Read Level (dBuV)	Factor	Limit Line (dBuV/m)	Over Limit (dB)	APos (cm)	TPos (deg)	Remark	Pol/Phase	Note
1	2358.49	52.81	47.63	5.18	74.00	-21.19	339	212	Peak	Vertical	
2 *	2437.00	104.31	98.86	5.45	74.00	30.31	339	212	Peak	Vertical	
3	2485.14	53.19	47.67	5.52	74.00	-20.81	339	212	Peak	Vertical	

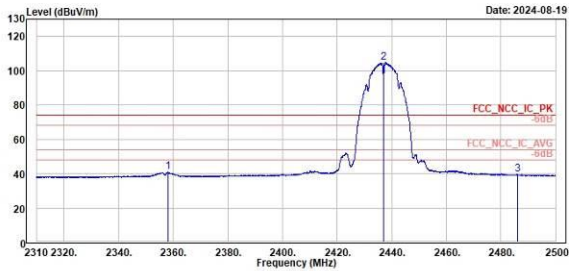
802.11b

Middle Channel (Horizontal) Average

Middle Channel (Vertical) Average



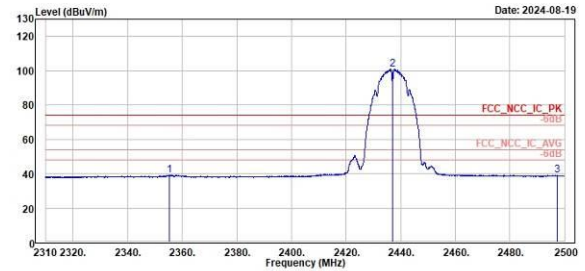
TÜV Rheinland Taiwan Ltd.  
No. 438-18, Sec 2, Fenliao, Linkou Dist., New Taipei City 244, Taiwan(R.O.C.)  
Tel: +886-2172-1000 Fax: +886-2172-1322



1	2	3
2350.11	2437.00	2485.98
40.78	104.73	39.35
35.60	99.28	33.83
5.18	5.45	5.52
54.00	54.00	54.00
-13.22	50.73	-14.65
100	100	100
248	248	248
Average	Average	Average
Horizontal	Horizontal	Horizontal



TÜV Rheinland Taiwan Ltd.  
No. 438-18, Sec 2, Fenliao, Linkou Dist., New Taipei City 244, Taiwan(R.O.C.)  
Tel: +886-2172-1000 Fax: +886-2172-1322

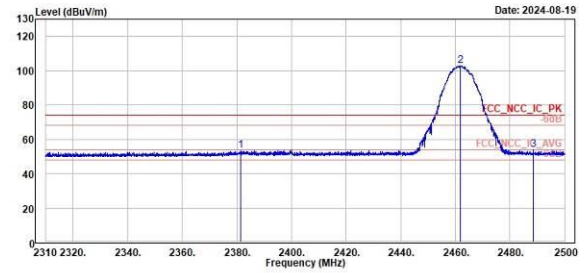
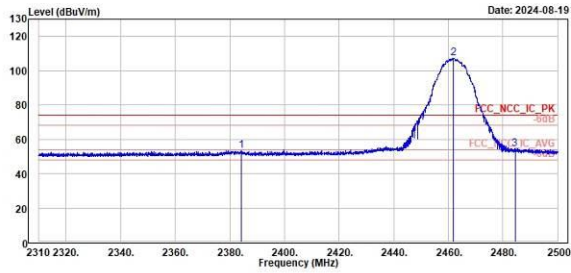


1	2	3
2355.33	2437.00	2497.34
38.86	100.88	38.86
33.82	95.35	33.33
5.15	5.45	5.53
54.00	54.00	54.00
-15.82	46.80	-15.14
339	339	339
212	212	212
Average	Average	Average
Vertical	Vertical	Vertical

802.11b

High Channel (Horizontal) Peak

High Channel (Vertical) Peak



Peak	Freq (MHz)	Level (dBuV/m)	Read Level (dBuV)	Factor (dB/m)	Limit Line (dBuV/m)	Over Limit (dB)	Apos (cm)	TPos (deg)	Remark	Pol/Phase	Note
1	2384.29	53.61	48.37	5.24	74.00	-20.39	100	242	Peak	Horizontal	
2 *	2462.00	107.40	101.89	5.51	74.00	33.40	100	242	Peak	Horizontal	
3	2484.38	54.54	49.02	5.52	74.00	-19.46	100	242	Peak	Horizontal	

Peak	Freq (MHz)	Level (dBuV/m)	Read Level (dBuV)	Factor (dB/m)	Limit Line (dBuV/m)	Over Limit (dB)	Apos (cm)	TPos (deg)	Remark	Pol/Phase	Note
1	2381.40	53.42	48.20	5.22	74.00	-20.58	355	209	Peak	Vertical	
2 *	2462.00	103.02	97.51	5.51	74.00	29.02	355	209	Peak	Vertical	
3	2488.49	53.83	48.30	5.53	74.00	-20.17	355	209	Peak	Vertical	

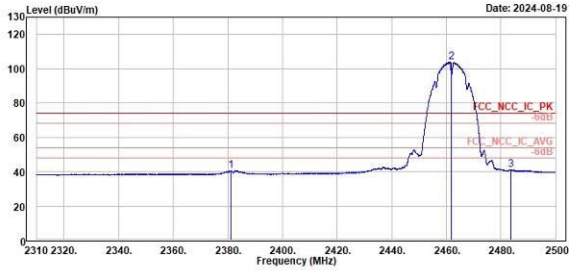
802.11b

High Channel (Horizontal) Average

High Channel (Vertical) Average



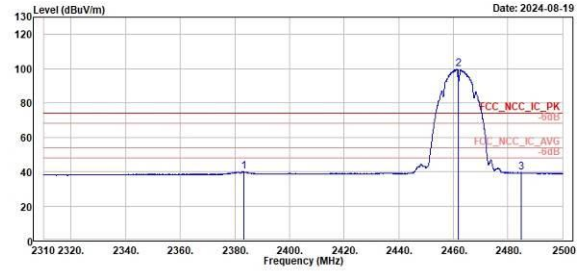
TUV Rheinland Taiwan Ltd.  
No. 438-18, Sec 2, Fenliao, Linkou Dist., New Taipei City 244, Taiwan(R.O.C.)  
Tel: +886-2172-1000 Fax: +886-2172-1322



1	2	3								
MHz	Level (dBuV/m)	Read Level (dBuV)	Factor (dB/m)	Limit Line (dBuV/m)	Over Limit (dB)	APos (cm)	TPos (deg)	Remark	Pol/Phase	Note
2381.06	40.53	35.31	5.22	54.00	-13.47	100	242	Average	Horizontal	
2462.00	103.95	98.44	5.51	54.00	49.95	100	242	Average	Horizontal	
2483.55	41.05	35.53	5.52	54.00	-12.95	100	242	Average	Horizontal	



TUV Rheinland Taiwan Ltd.  
No. 438-18, Sec 2, Fenliao, Linkou Dist., New Taipei City 244, Taiwan(R.O.C.)  
Tel: +886-2172-1000 Fax: +886-2172-1322



1	2	3								
MHz	Level (dBuV/m)	Read Level (dBuV)	Factor (dB/m)	Limit Line (dBuV/m)	Over Limit (dB)	APos (cm)	TPos (deg)	Remark	Pol/Phase	Note
2383.26	39.91	34.68	5.23	54.00	-14.09	355	209	Average	Vertical	
2462.00	99.67	94.16	5.51	54.00	45.67	355	209	Average	Vertical	
2484.84	39.50	33.98	5.52	54.00	-14.50	355	209	Average	Vertical	

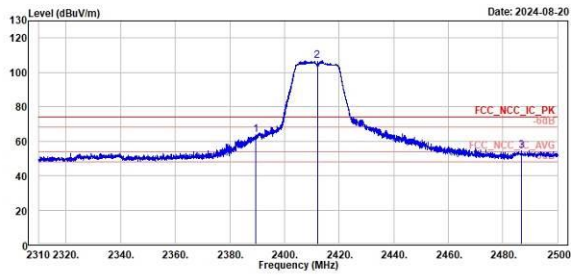
802.11g

Low Channel (Horizontal) Peak

Low Channel (Vertical) Peak



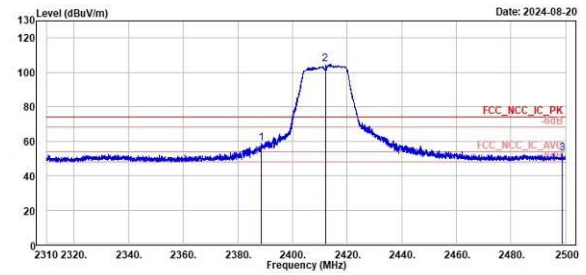
TÜV Rheinland Taiwan Ltd.  
No. 458-18, Sec 2, Fenliao, Linkou Dist., New Taipei City 244, Taiwan(R.O.C.)  
Tel: +886-2172-1000 Fax: +886-2172-1322



Peak	Freq (MHz)	Level (dBuV/m)	Read Level (dBuV)	Factor (dB/m)	Limit Line (dBuV/m)	Over Limit (dB)	APos (cm)	TPos (deg)	Remark	Pol/Phase	Note
1	2389.53	63.57	58.32	5.25	74.00	-10.43	100		250 Peak	Horizontal	
2 *	2412.00	106.87	101.54	5.33	74.00	32.87	100		250 Peak	Horizontal	
3	2486.62	54.52	49.00	5.52	74.00	-19.48	100		250 Peak	Horizontal	



TÜV Rheinland Taiwan Ltd.  
No. 458-18, Sec 2, Fenliao, Linkou Dist., New Taipei City 244, Taiwan(R.O.C.)  
Tel: +886-2172-1000 Fax: +886-2172-1322



Peak	Freq (MHz)	Level (dBuV/m)	Read Level (dBuV)	Factor (dB/m)	Limit Line (dBuV/m)	Over Limit (dB)	APos (cm)	TPos (deg)	Remark	Pol/Phase	Note
1	2388.55	58.81	53.56	5.25	74.00	-15.19	345	218	Peak	Vertical	
2 *	2412.00	104.04	99.51	5.33	74.00	30.04	345	218	Peak	Vertical	
3	2498.71	52.78	47.25	5.53	74.00	-21.22	345	218	Peak	Vertical	

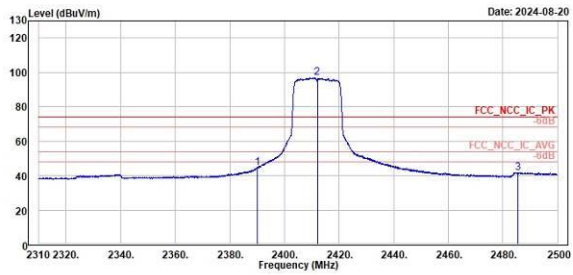
802.11g

Low Channel (Horizontal) Average

Low Channel (Vertical) Average



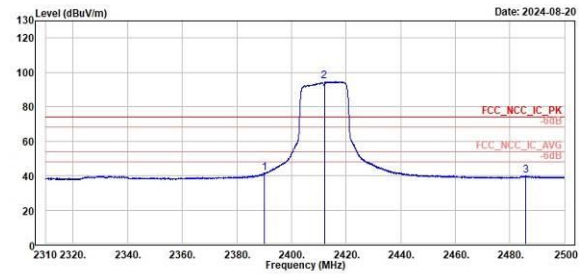
TÜV Rheinland Taiwan Ltd.  
No. 458-18, Sec. 2, Fenhua, Linkou Dist., New Taipei City 244, Taiwan(R.O.C.)  
Tel: +886-2172-1000 Fax: +886-2172-1322



Freq	Level	Read	Limit	Over	Apos	TPos	Remark	Pol/Phase	Note
MHz	dBuV/m	dBuV	dB/m	dBuV/m	dB	cm	deg		
1	2389.95	44.42	39.17	5.25	54.00	-9.58	100	250 Average	Horizontal
2	2412.00	95.73	91.40	5.33	54.00	42.73	100	250 Average	Horizontal
3	2485.45	41.75	36.23	5.52	54.00	-12.25	100	250 Average	Horizontal



TÜV Rheinland Taiwan Ltd.  
No. 458-18, Sec. 2, Fenhua, Linkou Dist., New Taipei City 244, Taiwan(R.O.C.)  
Tel: +886-2172-1000 Fax: +886-2172-1322

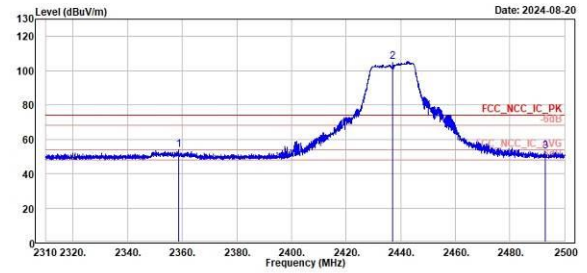
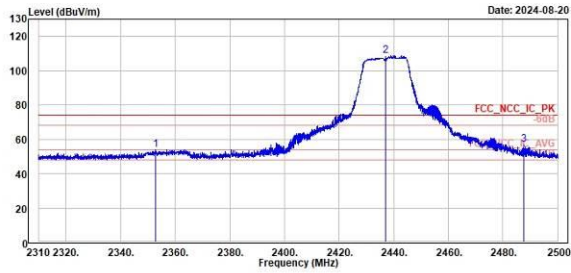


Freq	Level	Read	Limit	Over	Apos	TPos	Remark	Pol/Phase	Note
MHz	dBuV/m	dBuV	dB/m	dBuV/m	dB	cm	deg		
1	2389.99	41.45	36.20	5.25	54.00	-12.55	345	218 Average	Vertical
2	2412.00	94.89	89.56	5.33	54.00	40.89	345	218 Average	Vertical
3	2485.75	39.82	34.30	5.52	54.00	-14.18	345	218 Average	Vertical

802.11g

Middle Channel (Horizontal) Peak

Middle Channel (Vertical) Peak



Peak	Freq (MHz)	Level (dBuV/m)	Read Level (dBuV)	Factor (dB/m)	Limit Line (dBuV/m)	Over Limit (dB)	Apos (cm)	TPos (deg)	Remark	Pol/Phase	Note
1	2352.67	53.89	48.73	5.16	74.00	-20.11	100	253	Peak	Horizontal	
2 *	2437.80	108.71	103.26	5.45	74.00	34.71	100	253	Peak	Horizontal	
3	2487.65	56.69	51.16	5.53	74.00	-17.31	100	253	Peak	Horizontal	

Peak	Freq (MHz)	Level (dBuV/m)	Read Level (dBuV)	Factor (dB/m)	Limit Line (dBuV/m)	Over Limit (dB)	Apos (cm)	TPos (deg)	Remark	Pol/Phase	Note
1	2358.68	53.77	48.59	5.18	74.00	-20.23	300	214	Peak	Vertical	
2 *	2437.80	105.35	99.90	5.45	74.00	31.35	300	214	Peak	Vertical	
3	2493.01	52.95	47.43	5.52	74.00	-21.05	300	214	Peak	Vertical	

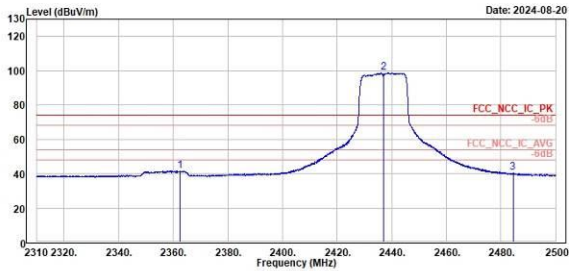
802.11g

Middle Channel (Horizontal) Average

Middle Channel (Vertical) Average



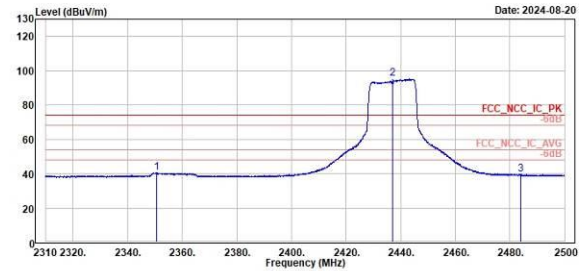
TÜV Rheinland Taiwan Ltd.  
No. 438-18, Sec 2, Fenliao, Linkou Dist., New Taipei City 244, Taiwan(R.O.C.)  
Tel: +886-2172-1000 Fax: +886-2172-1322



Freq	Level	Read	Limit	Over	Apos	TPos	Remark	Pol/Phase	Note
MHz	dBuV/m	dBuV	dB/m	dBuV/m	dB	cm	deg		
1	2362.44	41.63	36.45	5.18	54.00	-12.37	100	253 Average	Horizontal
2 *	2437.00	98.75	93.30	5.45	54.00	44.75	100	253 Average	Horizontal
3	2484.38	40.30	34.78	5.52	54.00	-13.70	100	253 Average	Horizontal



TÜV Rheinland Taiwan Ltd.  
No. 438-18, Sec 2, Fenliao, Linkou Dist., New Taipei City 244, Taiwan(R.O.C.)  
Tel: +886-2172-1000 Fax: +886-2172-1322



Freq	Level	Read	Limit	Over	Apos	TPos	Remark	Pol/Phase	Note
MHz	dBuV/m	dBuV	dB/m	dBuV/m	dB	cm	deg		
1	2350.58	40.40	35.25	5.15	54.00	-13.60	300	214 Average	Vertical
2 *	2437.00	95.15	89.78	5.45	54.00	41.15	300	214 Average	Vertical
3	2483.89	39.64	34.12	5.52	54.00	-14.36	300	214 Average	Vertical



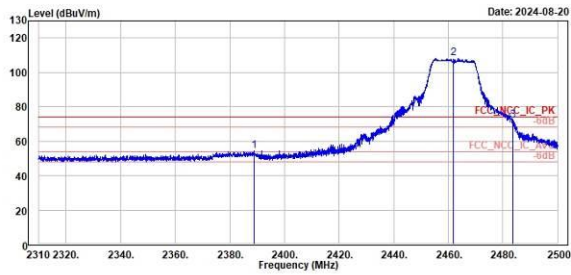
802.11g

High Channel (Horizontal) Peak

High Channel (Vertical) Peak



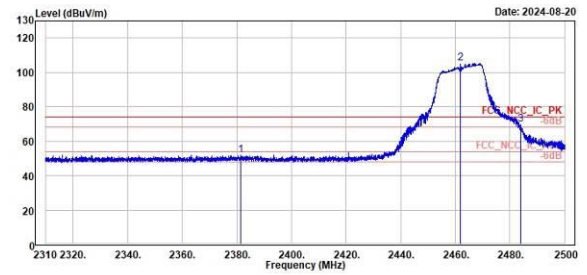
TÜV Rheinland Taiwan Ltd.  
No. 458-18, Sec. 2, Fenliao, Linkou Dist., New Taipei City 244, Taiwan(R.O.C.)  
Tel: +886-2172-1000 Fax: +886-2172-1322



Freq	Level	Read	Limit	Over	APos	TPos	Remark	Pol/Phase	Note
MHz	dBuV/m	dBuV	dB/m	dBuV/m	dB	cm	deg		
1	2388.85	54.60	49.35	5.25	74.00	-19.40	100	242 Peak	Horizontal
2 *	2462.00	108.19	102.78	5.51	74.00	34.29	100	242 Peak	Horizontal
3 !	2483.62	72.32	66.80	5.52	74.00	-1.68	100	242 Peak	Horizontal



TÜV Rheinland Taiwan Ltd.  
No. 458-18, Sec. 2, Fenliao, Linkou Dist., New Taipei City 244, Taiwan(R.O.C.)  
Tel: +886-2172-1000 Fax: +886-2172-1322



Freq	Level	Read	Limit	Over	APos	TPos	Remark	Pol/Phase	Note
MHz	dBuV/m	dBuV	dB/m	dBuV/m	dB	cm	deg		
1	2381.25	52.00	46.78	5.22	74.00	-22.00	308	295 Peak	Vertical
2 *	2462.00	105.39	99.88	5.51	74.00	31.39	308	295 Peak	Vertical
3 !	2483.81	69.74	64.22	5.52	74.00	-4.26	308	295 Peak	Vertical

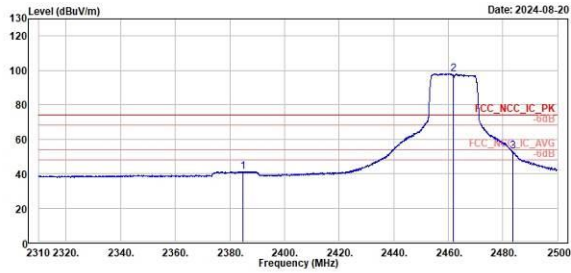
802.11g

High Channel (Horizontal) Average

High Channel (Vertical) Average



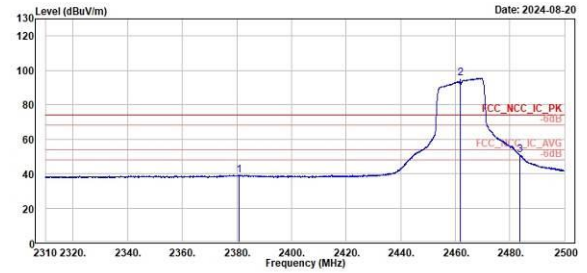
TÜV Rheinland Taiwan Ltd.  
No. 458-18, Sec 2, Fenhua, Linkou Dist., New Taipei City 244, Taiwan(R.O.C.)  
Tel: +886-2172-1000 Fax: +886-2172-1322



Freq	Level	Read	Limit	Over	APos	TPos	Remark	Pol/Phase	Note
MHz	dBuV/m	dBuV	dB/m	dBuV/m	dB	cm	deg		
1	2384.98	41.12	35.88	5.24	54.00	-12.88	100	242 Average	Horizontal
2 *	2462.00	98.83	92.52	5.51	54.00	44.83	100	242 Average	Horizontal
3 !	2483.66	52.75	47.23	5.52	54.00	-1.25	100	242 Average	Horizontal



TÜV Rheinland Taiwan Ltd.  
No. 458-18, Sec 2, Fenhua, Linkou Dist., New Taipei City 244, Taiwan(R.O.C.)  
Tel: +886-2172-1000 Fax: +886-2172-1322



Freq	Level	Read	Limit	Over	APos	TPos	Remark	Pol/Phase	Note
MHz	dBuV/m	dBuV	dB/m	dBuV/m	dB	cm	deg		
1	2388.79	39.00	33.78	5.22	54.00	-15.00	308	295 Average	Vertical
2 *	2462.00	95.52	90.01	5.51	54.00	41.52	308	295 Average	Vertical
3 !	2483.51	51.07	45.55	5.52	54.00	-2.93	308	295 Average	Vertical

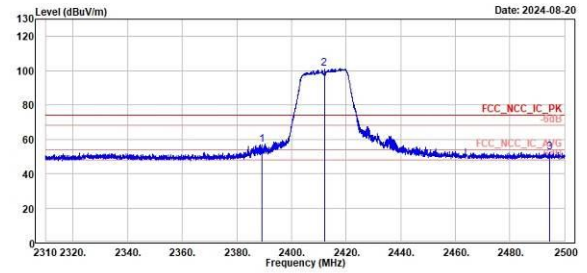
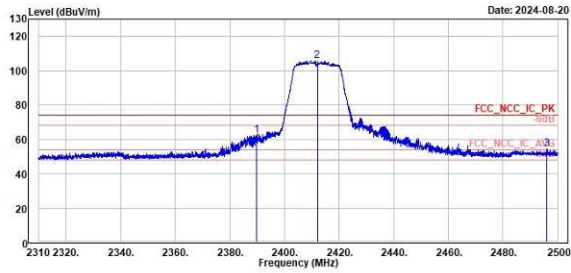
802.11n HT20

Low Channel (Horizontal) Peak

Low Channel (Vertical) Peak

TÜVRheinland  
TÜVRheinland Taiwan Ltd.  
No. 438-18, Sec 2, Fenliao, Linkou Dist., New Taipei City 244, Taiwan(R.O.C.)  
Tel: +886-2172-1000 Fax: +886-2172-1322

TÜVRheinland  
TÜVRheinland Taiwan Ltd.  
No. 438-18, Sec 2, Fenliao, Linkou Dist., New Taipei City 244, Taiwan(R.O.C.)  
Tel: +886-2172-1000 Fax: +886-2172-1322



Peak	Freq (MHz)	Level (dBuV/m)	Read Level (dBuV)	Level Factor (dB/m)	Limit Line (dBuV/m)	Over Limit (dB)	Apos (cm)	TPos (deg)	Remark	Pol/Phase	Note
1	2389.88	62.33	57.08	5.25	74.00	-11.67	100	250	Peak	Horizontal	
2 *	2412.00	105.85	100.52	5.33	74.00	31.85	100	250	Peak	Horizontal	
3	2496.12	54.50	48.97	5.53	74.00	-19.50	100	250	Peak	Horizontal	

Peak	Freq (MHz)	Level (dBuV/m)	Read Level (dBuV)	Level Factor (dB/m)	Limit Line (dBuV/m)	Over Limit (dB)	Apos (cm)	TPos (deg)	Remark	Pol/Phase	Note
1	2389.23	57.04	51.79	5.25	74.00	-16.96	295	238	Peak	Vertical	
2 *	2412.00	101.14	95.81	5.33	74.00	27.14	295	238	Peak	Vertical	
3	2494.49	52.51	46.99	5.52	74.00	-21.49	295	238	Peak	Vertical	

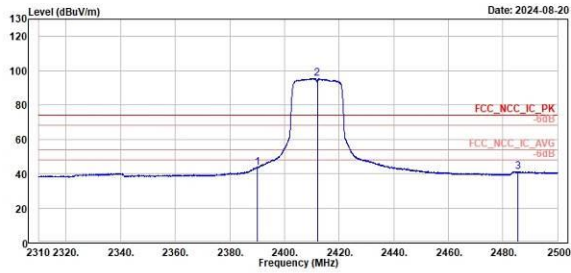
802.11n HT20

Low Channel (Horizontal) Average

Low Channel (Vertical) Average



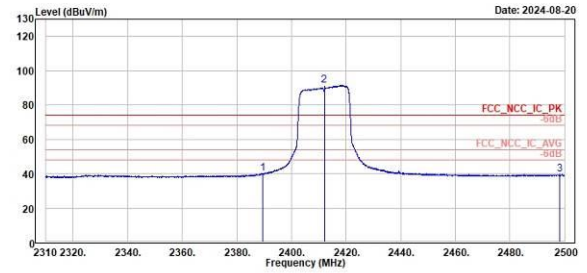
TÜV Rheinland Taiwan Ltd.  
No. 438-18, Sec 2, Fenliao, Linkou Dist., New Taipei City 244, Taiwan(R.O.C.)  
Tel: +886-2172-1000 Fax: +886-2172-1322



Freq	Level	Read	Limit	Over	Apos	TPos	Remark	Pol/Phase	Note
MHz	dBuV/m	dBuV	dB/m	dBuV/m	dB	cm	deg		
1	2389.95	43.63	38.38	5.25	54.00	-10.37	100	250	Average Horizontal
2 *	2412.00	95.41	90.08	5.33	54.00	41.41	100	250	Average Horizontal
3	2485.60	41.15	35.63	5.52	54.00	-12.85	100	250	Average Horizontal



TÜV Rheinland Taiwan Ltd.  
No. 438-18, Sec 2, Fenliao, Linkou Dist., New Taipei City 244, Taiwan(R.O.C.)  
Tel: +886-2172-1000 Fax: +886-2172-1322



Freq	Level	Read	Limit	Over	Apos	TPos	Remark	Pol/Phase	Note
MHz	dBuV/m	dBuV	dB/m	dBuV/m	dB	cm	deg		
1	2389.38	40.14	34.89	5.25	54.00	-13.86	295	238	Average Vertical
2 *	2412.00	91.46	86.13	5.33	54.00	37.46	295	238	Average Vertical
3	2488.18	39.44	33.91	5.53	54.00	-14.56	295	238	Average Vertical

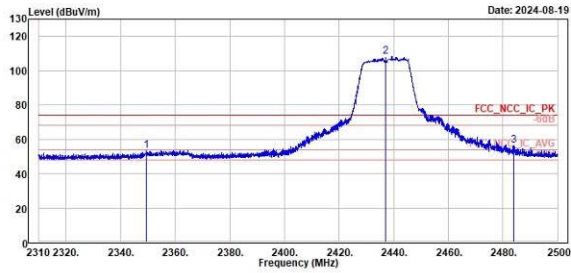
802.11n HT20

Middle Channel (Horizontal) Peak

Middle Channel (Vertical) Peak



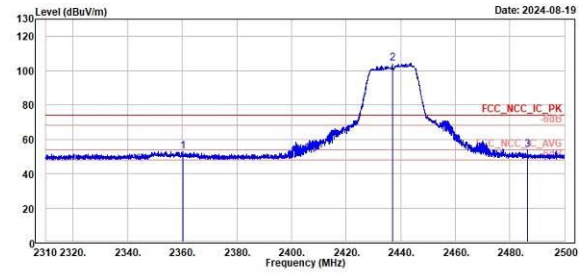
TÜV Rheinland Taiwan Ltd.  
No. 438-18, Sec 2, Fenliao, Linkou Dist., New Taipei City 244, Taiwan(R.O.C.)  
Tel: +886-2172-1000 Fax: +886-2172-1322



Peak	Freq (MHz)	Level (dBuV/m)	Read Level (dBuV)	Factor (dB/m)	Limit Line (dBuV/m)	Over Limit (dB)	APos (cm)	TPos (deg)	Remark	Pol/Phase	Note
1	2349.29	53.56	48.41	5.15	74.00	-20.44	100		248 Peak	Horizontal	
2 *	2437.00	108.17	102.72	5.45	74.00	34.17	100		248 Peak	Horizontal	
3	2483.89	56.51	50.99	5.52	74.00	-17.49	100		248 Peak	Horizontal	



TÜV Rheinland Taiwan Ltd.  
No. 438-18, Sec 2, Fenliao, Linkou Dist., New Taipei City 244, Taiwan(R.O.C.)  
Tel: +886-2172-1000 Fax: +886-2172-1322



Peak	Freq (MHz)	Level (dBuV/m)	Read Level (dBuV)	Factor (dB/m)	Limit Line (dBuV/m)	Over Limit (dB)	APos (cm)	TPos (deg)	Remark	Pol/Phase	Note
1	2369.39	52.83	47.65	5.18	74.00	-21.17	300		219 Peak	Vertical	
2 *	2437.00	104.39	98.94	5.45	74.00	30.39	300		219 Peak	Vertical	
3	2486.43	53.72	48.20	5.52	74.00	-20.28	300		219 Peak	Vertical	

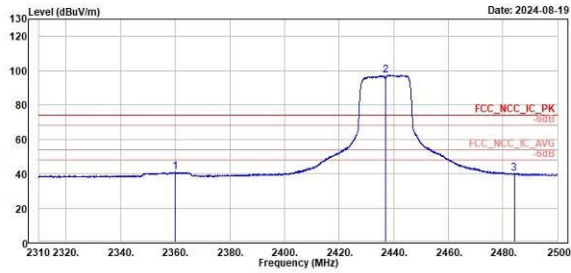
802.11n HT20

Middle Channel (Horizontal) Average

Middle Channel (Vertical) Average



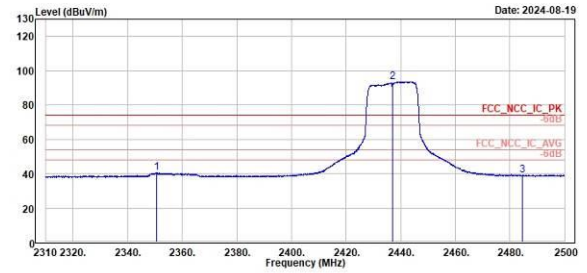
TÜV Rheinland Taiwan Ltd.  
No. 438-18, Sec 2, Fenliao, Linkou Dist., New Taipei City 244, Taiwan(R.O.C.)  
Tel: +886-2172-1000 Fax: +886-2172-1322



Freq	Level	Read	Limit	Over	Apos	TPos	Remark	Pol/Phase	Note
MHz	dBuV/m	dBuV	dB/m	dBuV/m	dB	cm	deg		
1	2359.89	40.00	35.62	5.18	54.00	-13.20	100	248 Average	Horizontal
2 *	2437.00	97.42	91.97	5.45	54.00	43.42	100	248 Average	Horizontal
3	2484.08	40.11	34.59	5.52	54.00	-13.89	100	248 Average	Horizontal



TÜV Rheinland Taiwan Ltd.  
No. 438-18, Sec 2, Fenliao, Linkou Dist., New Taipei City 244, Taiwan(R.O.C.)  
Tel: +886-2172-1000 Fax: +886-2172-1322



Freq	Level	Read	Limit	Over	Apos	TPos	Remark	Pol/Phase	Note
MHz	dBuV/m	dBuV	dB/m	dBuV/m	dB	cm	deg		
1	2350.55	40.36	35.21	5.15	54.00	-13.64	300	219 Average	Vertical
2 *	2437.00	93.63	88.18	5.45	54.00	39.63	300	219 Average	Vertical
3	2484.50	39.22	33.70	5.52	54.00	-14.78	300	219 Average	Vertical

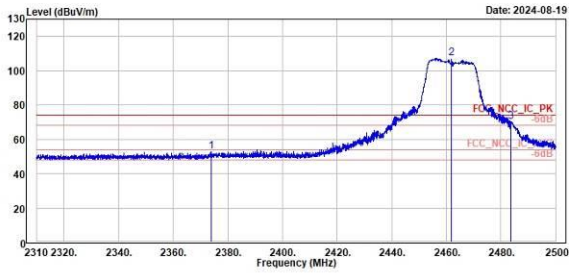
802.11n HT20

High Channel (Horizontal) Peak

High Channel (Vertical) Peak



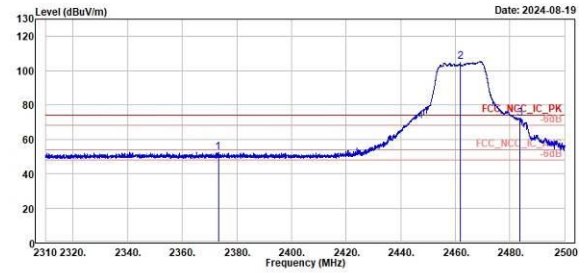
TÜV Rheinland Taiwan Ltd.  
No. 438-18, Sec 2, Fenliao, Linkou Dist., New Taipei City 244, Taiwan(R.O.C.)  
Tel: +886-2172-1000 Fax: +886-2172-1322



Peak	Freq	Level	Read	Limit	Over	Apos	TPos	Remark	Pol/Phase	Note
	MHz	dBuV/m	dBuV	dB/m	dBuV/m	dB	cm	deg		
1	2373.00	52.95	47.74	5.21	74.00	-21.05	112	244 Peak	Horizontal	
2 *	2462.00	107.29	101.78	5.51	74.00	33.29	112	244 Peak	Horizontal	
3 !	2483.70	70.30	64.78	5.52	74.00	-3.70	112	244 Peak	Horizontal	



TÜV Rheinland Taiwan Ltd.  
No. 438-18, Sec 2, Fenliao, Linkou Dist., New Taipei City 244, Taiwan(R.O.C.)  
Tel: +886-2172-1000 Fax: +886-2172-1322



Peak	Freq	Level	Read	Limit	Over	Apos	TPos	Remark	Pol/Phase	Note
	MHz	dBuV/m	dBuV	dB/m	dBuV/m	dB	cm	deg		
1	2373.16	52.62	47.41	5.21	74.00	-21.38	289	308 Peak	Vertical	
2 *	2462.00	105.47	99.96	5.51	74.00	31.47	289	308 Peak	Vertical	
3 !	2483.74	72.37	66.85	5.52	74.00	-1.63	289	308 Peak	Vertical	

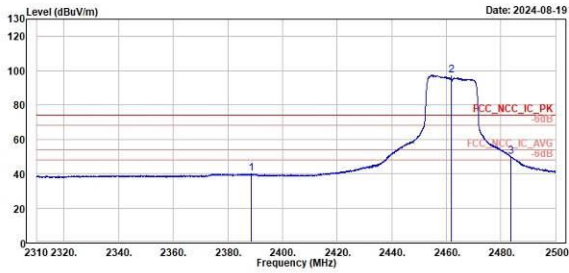
802.11n HT20

High Channel (Horizontal) Average

High Channel (Vertical) Average



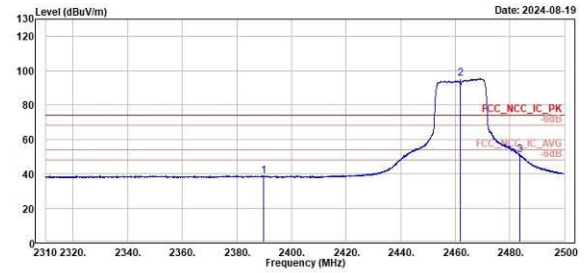
TÜV Rheinland Taiwan Ltd.  
No. 438-18, Sec 2, Fenliao, Linkou Dist., New Taipei City 244, Taiwan(R.O.C.)  
Tel: +886-2172-1000 Fax: +886-2172-1322



1	2	3	Read Level	Read Level Factor	Limit Line	Over Limit	APos	TPos	Remark	Pol/Phase	Note
MHz	dBuV/m	dBuV	dB/m	dBuV/m	dB	cm	deg				
2380.39	39.01	34.56	5.25	54.00	-14.19	112	244	Average	Horizontal		
2462.00	97.43	91.92	5.51	54.00	43.43	112	244	Average	Horizontal		
2483.55	49.86	44.34	5.52	54.00	-4.14	112	244	Average	Horizontal		



TÜV Rheinland Taiwan Ltd.  
No. 438-18, Sec 2, Fenliao, Linkou Dist., New Taipei City 244, Taiwan(R.O.C.)  
Tel: +886-2172-1000 Fax: +886-2172-1322



1	2	3	Read Level	Read Level Factor	Limit Line	Over Limit	APos	TPos	Remark	Pol/Phase	Note
MHz	dBuV/m	dBuV	dB/m	dBuV/m	dB	cm	deg				
2389.91	38.61	33.36	5.25	54.00	-15.39	289	308	Average	Vertical		
2462.00	95.46	89.95	5.51	54.00	41.46	289	308	Average	Vertical		
2483.70	50.89	45.37	5.52	54.00	-3.11	289	308	Average	Vertical		



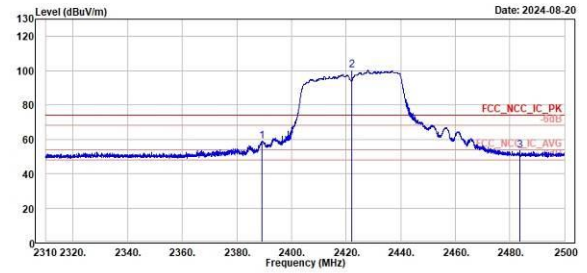
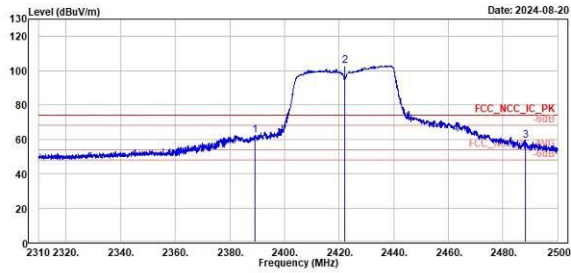
802.11n HT40

Low Channel (Horizontal) Peak

Low Channel (Vertical) Peak

TÜVRheinland  
TÜVRheinland Taiwan Ltd.  
No. 438-18, Sec 2, Fenliao, Linkou Dist., New Taipei City 244, Taiwan(R.O.C.)  
Tel: +886-2172-1000 Fax: +886-2172-1322

TÜVRheinland  
TÜVRheinland Taiwan Ltd.  
No. 438-18, Sec 2, Fenliao, Linkou Dist., New Taipei City 244, Taiwan(R.O.C.)  
Tel: +886-2172-1000 Fax: +886-2172-1322



1	2	3							
MHz	Level dBuV/m	Read Level Factor	Limit Line	Over Limit	Apos	TPos	Remark	Pol/Phase	Note
2389.19	62.48	57.23	5.25	74.00	-11.52	183	287 Peak	Horizontal	
2422.00	102.99	97.61	5.38	74.00	28.99	183	287 Peak	Horizontal	
2488.22	59.31	53.78	5.53	74.00	-14.69	183	287 Peak	Horizontal	

1	2	3							
MHz	Level dBuV/m	Read Level Factor	Limit Line	Over Limit	Apos	TPos	Remark	Pol/Phase	Note
2389.23	59.07	53.82	5.25	74.00	-14.93	375	216 Peak	Vertical	
2422.00	100.17	94.79	5.38	74.00	26.17	375	216 Peak	Vertical	
2483.51	53.35	47.83	5.52	74.00	-20.65	375	216 Peak	Vertical	

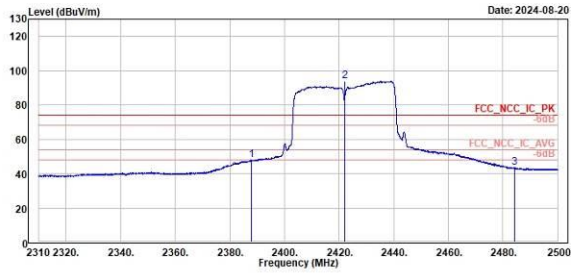
802.11n HT40

Low Channel (Horizontal) Average

Low Channel (Vertical) Average



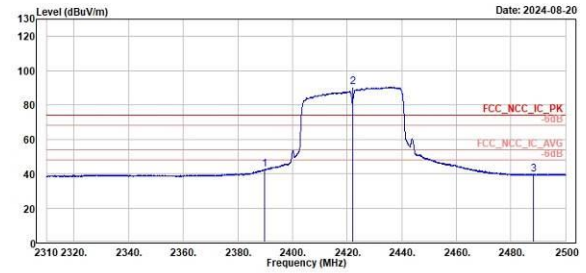
TÜV Rheinland Taiwan Ltd.  
No. 438-18, Sec 2, Fenliao, Linkou Dist., New Taipei City 244, Taiwan(R.O.C.)  
Tel: +886-2172-1000 Fax: +886-2172-1322



1	2	3
2387.79	2422.00	2484.34
47.93	93.88	43.39
42.68	88.42	37.87
5.25	5.38	5.52
54.00	54.00	54.00
-6.07	39.80	-18.61
183	183	183
287	287	287
Average	Average	Average
Horizontal	Horizontal	Horizontal



TÜV Rheinland Taiwan Ltd.  
No. 438-18, Sec 2, Fenliao, Linkou Dist., New Taipei City 244, Taiwan(R.O.C.)  
Tel: +886-2172-1000 Fax: +886-2172-1322



1	2	3
2389.76	2422.00	2488.18
42.29	98.37	39.78
37.04	84.99	34.25
5.25	5.38	5.53
54.00	54.00	54.00
-11.71	36.37	-14.22
375	375	375
216	216	216
Average	Average	Average
Vertical	Vertical	Vertical

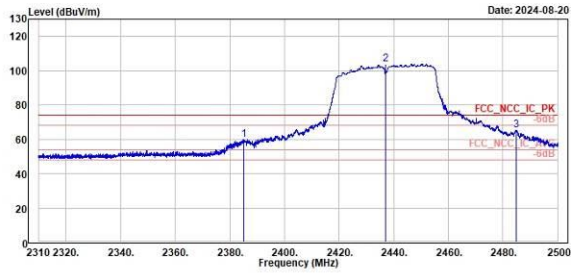
802.11n HT40

Middle Channel (Horizontal) Peak

Middle Channel (Vertical) Peak



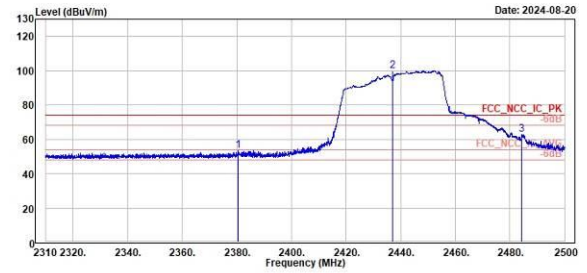
TÜV Rheinland Taiwan Ltd.  
No. 438-18, Sec 2, Fenliao, Linkou Dist., New Taipei City 244, Taiwan(R.O.C.)  
Tel: +886-2172-1000 Fax: +886-2172-1322



Peak	Freq (MHz)	Level (dBuV/m)	Read Level (dBuV)	Factor (dB/m)	Limit Line (dBuV/m)	Over Limit (dB)	APos (cm)	TPos (deg)	Remark	Pol/Phase	Note
1	2385.24	59.68	54.44	5.24	74.00	-14.32	100	283	Peak	Horizontal	
2 *	2437.00	103.73	98.28	5.45	74.00	29.73	100	283	Peak	Horizontal	
3	2484.95	65.32	59.88	5.52	74.00	-8.68	100	283	Peak	Horizontal	



TÜV Rheinland Taiwan Ltd.  
No. 438-18, Sec 2, Fenliao, Linkou Dist., New Taipei City 244, Taiwan(R.O.C.)  
Tel: +886-2172-1000 Fax: +886-2172-1322



Peak	Freq (MHz)	Level (dBuV/m)	Read Level (dBuV)	Factor (dB/m)	Limit Line (dBuV/m)	Over Limit (dB)	APos (cm)	TPos (deg)	Remark	Pol/Phase	Note
1	2380.41	53.36	48.14	5.22	74.00	-20.64	349	298	Peak	Vertical	
2 *	2437.00	100.08	94.63	5.45	74.00	26.08	349	298	Peak	Vertical	
3	2484.27	62.98	57.46	5.52	74.00	-11.02	349	298	Peak	Vertical	

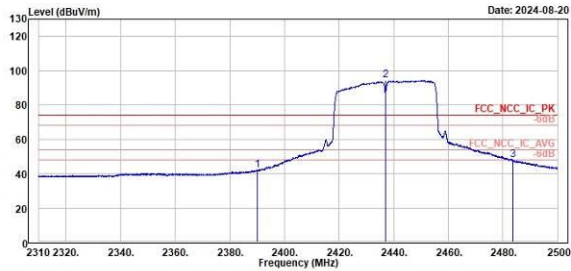
802.11n HT40

Middle Channel (Horizontal) Average

Middle Channel (Vertical) Average



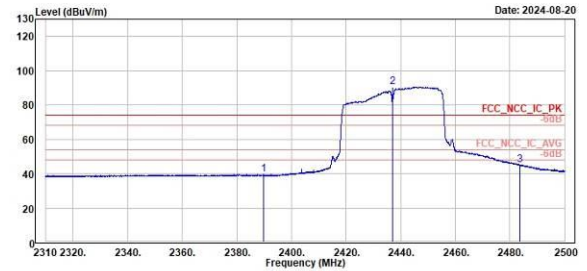
TÜV Rheinland Taiwan Ltd.  
No. 438-18, Sec 2, Fenliao, Linkou Dist., New Taipei City 244, Taiwan(R.O.C.)  
Tel: +886-2172-1000 Fax: +886-2172-1322



Freq	Level	Read	Limit	Over	Apos	TPos	Remark	Pol/Phase	Note
MHz	dBuV/m	dBuV	dB/m	dBuV/m	dB	cm	deg		
1	2389.95	42.07	36.82	5.25	54.00	-11.93	100	283 Average	Horizontal
2 *	2437.00	94.42	88.97	5.45	54.00	40.42	100	283 Average	Horizontal
3	2483.58	47.89	42.37	5.52	54.00	-6.11	100	283 Average	Horizontal



TÜV Rheinland Taiwan Ltd.  
No. 438-18, Sec 2, Fenliao, Linkou Dist., New Taipei City 244, Taiwan(R.O.C.)  
Tel: +886-2172-1000 Fax: +886-2172-1322



Freq	Level	Read	Limit	Over	Apos	TPos	Remark	Pol/Phase	Note
MHz	dBuV/m	dBuV	dB/m	dBuV/m	dB	cm	deg		
1	2389.76	39.50	34.33	5.25	54.00	-14.42	349	298 Average	Vertical
2 *	2437.00	90.65	85.20	5.45	54.00	36.65	349	298 Average	Vertical
3	2483.55	45.18	39.66	5.52	54.00	-8.82	349	298 Average	Vertical

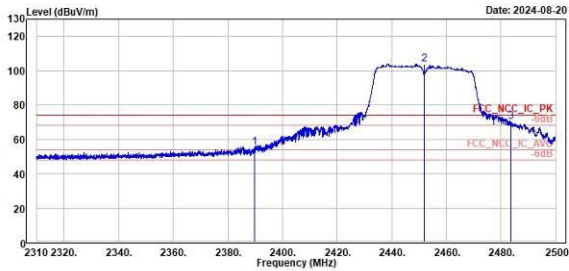
802.11n HT40

High Channel (Horizontal) Peak

High Channel (Vertical) Peak



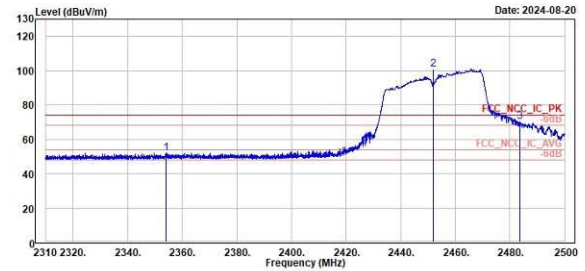
TÜV Rheinland Taiwan Ltd.  
No. 438-18, Sec 2, Fenliao, Linkou Dist., New Taipei City 244, Taiwan(R.O.C.)  
Tel: +886-2172-1000 Fax: +886-2172-1322



Peak	Freq (MHz)	Level (dBuV/m)	Read Level (dBuV)	Factor (dB/m)	Limit Line (dBuV/m)	Over Limit (dB)	Apos (cm)	TPos (deg)	Remark	Pol/Phase	Note
1	2389.91	55.57	50.32	5.25	74.00	-18.43	100		245 Peak	Horizontal	
2 *	2452.00	104.01	98.51	5.50	74.00	30.01	100		245 Peak	Horizontal	
3 !	2483.66	70.26	64.74	5.52	74.00	-3.74	100		245 Peak	Horizontal	



TÜV Rheinland Taiwan Ltd.  
No. 438-18, Sec 2, Fenliao, Linkou Dist., New Taipei City 244, Taiwan(R.O.C.)  
Tel: +886-2172-1000 Fax: +886-2172-1322



Peak	Freq (MHz)	Level (dBuV/m)	Read Level (dBuV)	Factor (dB/m)	Limit Line (dBuV/m)	Over Limit (dB)	Apos (cm)	TPos (deg)	Remark	Pol/Phase	Note
1	2354.12	52.04	46.88	5.16	74.00	-21.96	309		297 Peak	Vertical	
2 *	2452.00	100.70	95.28	5.50	74.00	26.70	309		297 Peak	Vertical	
3 !	2483.70	70.20	64.68	5.52	74.00	-3.80	309		297 Peak	Vertical	

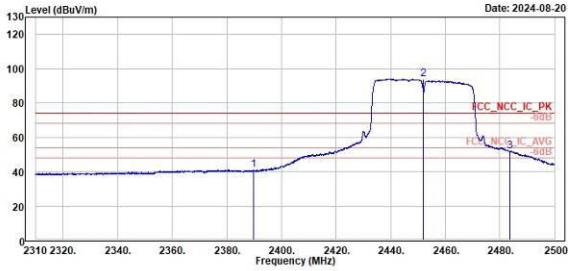
802.11n HT40

High Channel (Horizontal) Average

High Channel (Vertical) Average



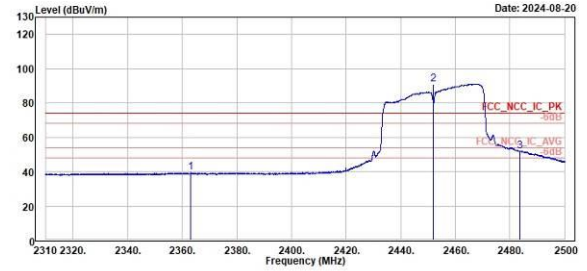
TÜV Rheinland Taiwan Ltd.  
No. 438-18, Sec 2, Fenliao, Linkou Dist., New Taipei City 244, Taiwan(R.O.C.)  
Tel: +886-2172-1000 Fax: +886-2172-1322



1	2	3	4	5	6	7	8	9	10	11	12	13	14	15	16	17	18	19	20
MHz	Level	Read	Level	Factor	Limit	Over	Apos	TPos	Remark	Pol/Phase	Note								
MHz	dBuV/m	dBuV	dB/m	dBuV/m	dB	cm	deg												
2389.84	41.22	35.97	5.25	54.00	-12.78	100	245	Average	Horizontal										
2452.00	94.00	88.59	5.50	54.00	40.00	100	245	Average	Horizontal										
2483.58	52.09	46.57	5.52	54.00	-1.91	100	245	Average	Horizontal										



TÜV Rheinland Taiwan Ltd.  
No. 438-18, Sec 2, Fenliao, Linkou Dist., New Taipei City 244, Taiwan(R.O.C.)  
Tel: +886-2172-1000 Fax: +886-2172-1322



1	2	3	4	5	6	7	8	9	10	11	12	13	14	15	16	17	18	19	20
MHz	Level	Read	Level	Factor	Limit	Over	Apos	TPos	Remark	Pol/Phase	Note								
MHz	dBuV/m	dBuV	dB/m	dBuV/m	dB	cm	deg												
2363.01	39.43	34.25	5.18	54.00	-14.57	309	297	Average	Vertical										
2452.00	91.13	85.63	5.50	54.00	37.13	309	297	Average	Vertical										
2483.51	51.92	46.40	5.52	54.00	-2.08	309	297	Average	Vertical										

Spurious Emissions, Tx Mode, 9kHz ~ 30MHz

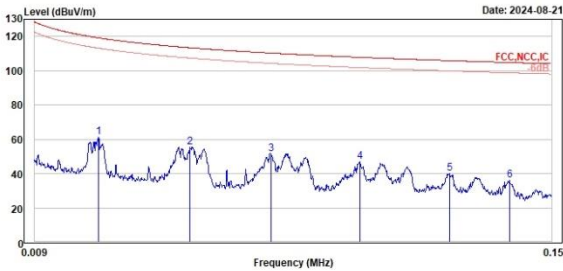
802.11b

High Channel(Open) 9kHz~150kHz

High Channel(Open) 150kHz~30MHz



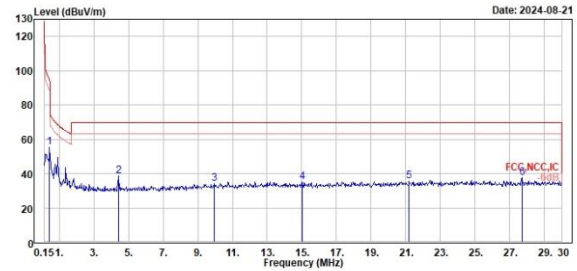
TUV Rheinland Taiwan Ltd.  
No. 438-18, Sec 2, Fenfiao, Linkou Dist., New Taipei City 244, Taiwan(R.O.C.)  
Tel: +886-2172-1000 Fax: +886-2172-1322



Peak	Freq (MHz)	Level (dBuV/m)	Read Level (dBuV)	Level Factor (dB/m)	Limit Line (dBuV/m)	Over Limit (dB)	APos (cm)	TPos (deg)	Remark	Pol/Phase	Note
1	0.03	61.50	41.95	19.55	119.13	-57.63	100	188	Peak	Open	
2	0.05	55.57	36.09	19.48	113.37	-57.80	100	176	Peak	Open	
3	0.07	51.50	32.45	19.05	110.26	-58.76	100	185	Peak	Open	
4	0.10	46.79	28.22	18.57	107.80	-61.01	100	185	Peak	Open	
5	0.12	40.01	21.43	18.58	105.86	-65.85	100	177	Peak	Open	
6	0.14	35.07	17.24	18.63	104.77	-68.90	100	172	Peak	Open	

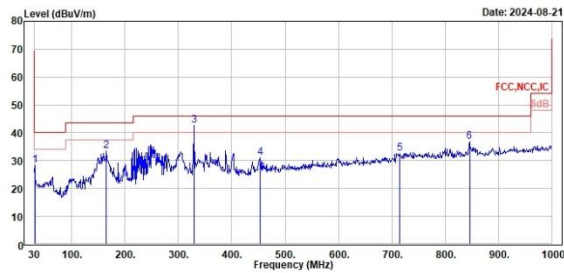


TUV Rheinland Taiwan Ltd.  
No. 438-18, Sec 2, Fenfiao, Linkou Dist., New Taipei City 244, Taiwan(R.O.C.)  
Tel: +886-2172-1000 Fax: +886-2172-1322

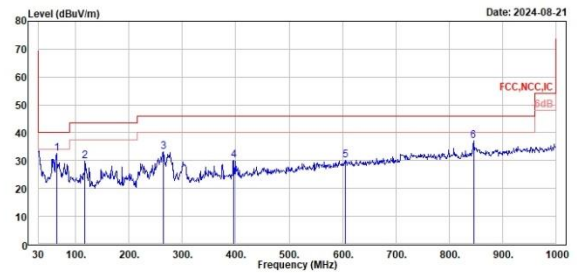


Peak	Freq (MHz)	Level (dBuV/m)	Read Level (dBuV)	Level Factor (dB/m)	Limit Line (dBuV/m)	Over Limit (dB)	APos (cm)	TPos (deg)	Remark	Pol/Phase	Note
1	0.45	55.13	36.06	19.07	94.57	-39.44	100	155	Peak	Open	
2	4.42	38.64	19.29	19.35	69.50	-30.86	100	325	Peak	Open	
3	9.97	34.11	13.12	20.99	69.50	-35.39	100	78	Peak	Open	
4	15.05	34.90	13.29	21.61	69.50	-34.60	100	10	Peak	Open	
5	21.19	35.69	13.45	22.24	69.50	-33.81	100	103	Peak	Open	
6	27.70	37.47	15.04	22.43	69.50	-32.03	100	332	Peak	Open	

**Spurious Emissions, Tx Mode, 30MHz ~ 1GHz**
**802.11b**
**High Channel (Horizontal)**
**High Channel (Vertical)**

 TÜV Rheinland Taiwan Ltd.  
 No. 438-18, Sec. 2, Fenfiao, Linkou Dist., New Taipei City 244, Taiwan(R.O.C.)  
 Tel: +886-2172-1000 Fax: +886-2172-1322


Peak	Freq (MHz)	Level (dBuV/m)	Read Level (dBuV)	Level Factor (dB/m)	Limit Line (dBuV/m)	Over Limit (dB)	APos (cm)	TPos (deg)	Remark	Pol/Phase	Note
1	38.97	28.24	37.03	-8.79	40.00	-11.76	100	331	Peak	Horizontal	
2	164.83	33.52	40.29	-6.77	43.50	-9.98	200	257	Peak	Horizontal	
3	328.76	42.54	47.95	-5.41	46.00	-3.46	200	325	Peak	Horizontal	
4	453.89	31.06	33.79	-2.73	46.00	-14.94	200	90	Peak	Horizontal	
5	714.82	32.63	30.43	2.20	46.00	-13.37	100	121	Peak	Horizontal	
6	845.77	36.75	32.52	4.23	46.00	-9.25	100	125	Peak	Horizontal	


 TÜV Rheinland Taiwan Ltd.  
 No. 438-18, Sec. 2, Fenfiao, Linkou Dist., New Taipei City 244, Taiwan(R.O.C.)  
 Tel: +886-2172-1000 Fax: +886-2172-1322


Peak	Freq (MHz)	Level (dBuV/m)	Read Level (dBuV)	Level Factor (dB/m)	Limit Line (dBuV/m)	Over Limit (dB)	APos (cm)	TPos (deg)	Remark	Pol/Phase	Note
1	63.95	32.69	40.93	-8.24	40.00	-7.31	100	10	Peak	Vertical	
2	117.30	29.94	40.21	-10.27	43.50	-13.56	100	77	Peak	Vertical	
3	263.77	33.23	40.59	-7.36	46.00	-12.77	100	207	Peak	Vertical	
4	395.69	30.04	33.93	-3.89	46.00	-15.96	100	147	Peak	Vertical	
5	606.18	30.17	29.78	0.39	46.00	-15.83	100	64	Peak	Vertical	
6	845.77	37.20	32.97	4.23	46.00	-8.80	400	170	Peak	Vertical	



Spurious Emissions, Tx Mode, 1GHz ~ 26.5GHz

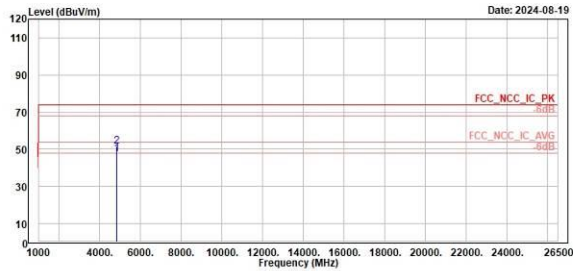
802.11b

Low Channel (Horizontal)

Low Channel (Vertical)



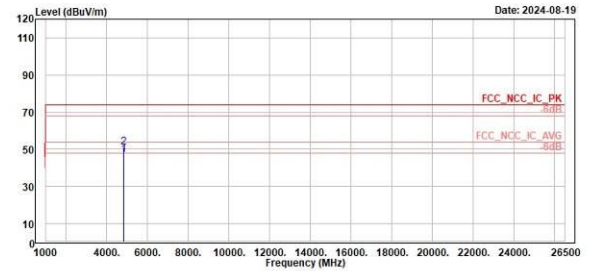
TUV Rheinland Taiwan Ltd.  
No. 438-18, Sec 2, Fenliao, Linkou Dist., New Taipei City 244, Taiwan(R.O.C.)  
Tel: +886-2172-1000 Fax: +886-2172-1322



1	2	3	4	5	6	7	8	9	10	11	12	13	14	15	16	17	18	19	20
Freq	Level	Read	Level	Factor	Limit	Over	Apos	TPos	Remark	Pol/Phase	Note								
MHz	dBuV/m	dBuV	dB/m	dBuV/m	dB	dB	cm	deg											
4824.00	47.68	38.74	8.94	54.00	-6.32	300	233	Average	Horizontal										
4824.00	51.55	42.61	8.94	74.00	-22.45	300	233	Peak	Horizontal										



TUV Rheinland Taiwan Ltd.  
No. 438-18, Sec 2, Fenliao, Linkou Dist., New Taipei City 244, Taiwan(R.O.C.)  
Tel: +886-2172-1000 Fax: +886-2172-1322



1	2	3	4	5	6	7	8	9	10	11	12	13	14	15	16	17	18	19	20
Freq	Level	Read	Level	Factor	Limit	Over	Apos	TPos	Remark	Pol/Phase	Note								
MHz	dBuV/m	dBuV	dB/m	dBuV/m	dB	dB	cm	deg											
4824.00	46.83	37.89	8.94	54.00	-7.17	400	222	Average	Vertical										
4824.00	50.91	41.97	8.94	74.00	-23.09	400	222	Peak	Vertical										

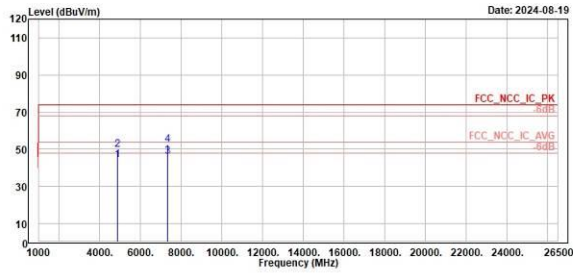
802.11b

Middle Channel (Horizontal)

Middle Channel (Vertical)



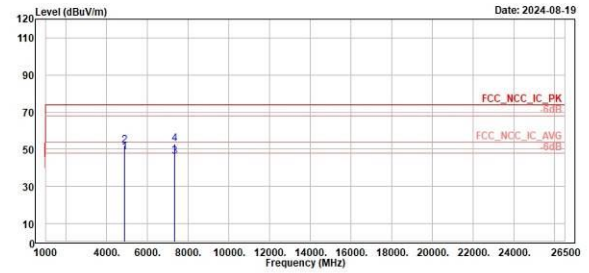
TUV Rheinland Taiwan Ltd.  
No. 438-18, Sec 2, Fenliiao, Linkou Dist., New Taipei City 244, Taiwan(R.O.C.)  
Tel: +886-2172-1000 Fax: +886-2172-1322



1	2	3	4	5	6	7	8	9	10	11	12	13	14	15	16	17	18	19	20
1	Level	Read	Factor	Limit	Over	Apos	TPos	Remark	Pol/Phase	Note									
1	MHz	dBuV/m	dBuV	dB/m	dBuV/m	dB	cm	deg											
1	4874.00	44.39	35.39	9.00	54.00	-9.61	252	263 Average	Horizontal										
2	4874.00	49.51	40.51	9.00	74.00	-24.49	252	263 Peak	Horizontal										
3	7311.00	46.18	36.43	9.75	54.00	-7.82	332	204 Average	Horizontal										
4	7311.00	52.68	42.93	9.75	74.00	-21.32	332	204 Peak	Horizontal										



TUV Rheinland Taiwan Ltd.  
No. 438-18, Sec 2, Fenliiao, Linkou Dist., New Taipei City 244, Taiwan(R.O.C.)  
Tel: +886-2172-1000 Fax: +886-2172-1322



1	2	3	4	5	6	7	8	9	10	11	12	13	14	15	16	17	18	19	20
1	Level	Read	Factor	Limit	Over	Apos	TPos	Remark	Pol/Phase	Note									
1	MHz	dBuV/m	dBuV	dB/m	dBuV/m	dB	cm	deg											
1	4874.00	48.16	39.16	9.00	54.00	-5.84	363	223 Average	Vertical										
2	4874.00	52.14	43.14	9.00	74.00	-21.86	363	223 Peak	Vertical										
3	7311.00	46.28	36.53	9.75	54.00	-7.72	400	79 Average	Vertical										
4	7311.00	53.03	43.28	9.75	74.00	-20.97	400	79 Peak	Vertical										

802.11b

High Channel (Horizontal)

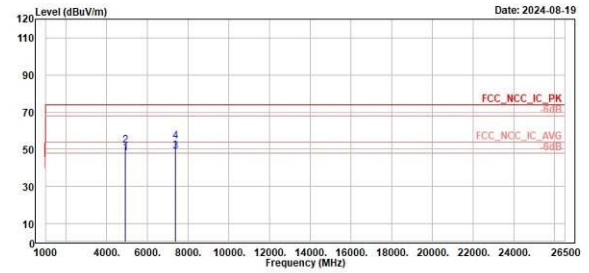
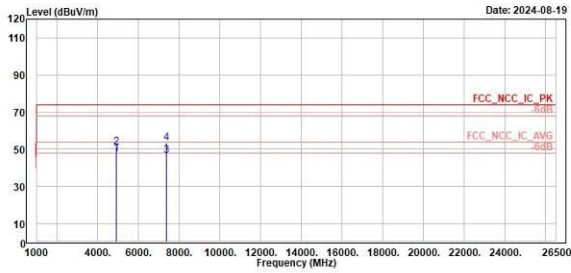
High Channel (Vertical)



TUV Rheinland Taiwan Ltd.  
No. 438-18, Sec 2, Fenliao, Linkou Dist., New Taipei City 244, Taiwan(R.O.C.)  
Tel: +886-2172-1000 Fax: +886-2172-1322



TUV Rheinland Taiwan Ltd.  
No. 438-18, Sec 2, Fenliao, Linkou Dist., New Taipei City 244, Taiwan(R.O.C.)  
Tel: +886-2172-1000 Fax: +886-2172-1322



Freq	Level	Read Level	Factor	Limit Line	Over Limit	APos	TPos	Remark	Pol/Phase	Note
MHz	dBuV/m	dBuV	dB/m	dBuV/m	dB	cm	deg			
1	4924.00	47.25	38.11	9.14	54.00	-6.75	380	234 Average	Horizontal	
2	4924.00	51.12	41.98	9.14	74.00	-22.88	380	234 Peak	Horizontal	
3	7386.00	46.68	37.83	9.65	54.00	-7.32	100	214 Average	Horizontal	
4	7386.00	53.34	43.69	9.65	74.00	-20.66	100	214 Peak	Horizontal	

Freq	Level	Read Level	Factor	Limit Line	Over Limit	APos	TPos	Remark	Pol/Phase	Note
MHz	dBuV/m	dBuV	dB/m	dBuV/m	dB	cm	deg			
1	4924.00	47.91	38.77	9.14	54.00	-6.09	352	222 Average	Vertical	
2	4924.00	52.19	43.05	9.14	74.00	-21.81	352	222 Peak	Vertical	
3	7386.00	48.89	39.24	9.65	54.00	-5.11	393	285 Average	Vertical	
4	7386.00	54.38	44.73	9.65	74.00	-19.62	393	285 Peak	Vertical	

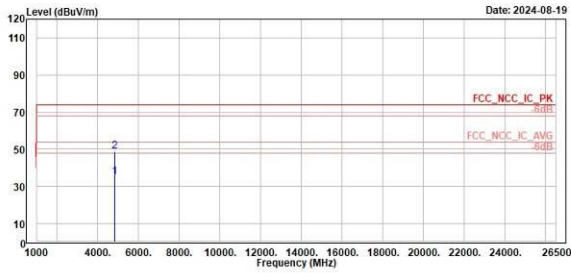
802.11g

Low Channel (Horizontal)

Low Channel (Vertical)



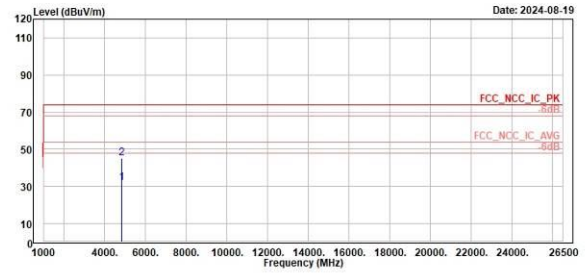
TUV Rheinland Taiwan Ltd.  
No. 438-18, Sec 2, Fenliao, Linkou Dist., New Taipei City 244, Taiwan(R.O.C.)  
Tel: +886-2172-1000 Fax: +886-2172-1322



1	2
4824.00	4824.00
35.32	48.99
26.38	40.05
8.94	8.94
54.00	74.00
-18.68	-25.01
321	321
239	239
Average	Peak
Horizontal	Horizontal



TUV Rheinland Taiwan Ltd.  
No. 438-18, Sec 2, Fenliao, Linkou Dist., New Taipei City 244, Taiwan(R.O.C.)  
Tel: +886-2172-1000 Fax: +886-2172-1322



1	2
4824.00	4824.00
31.91	45.22
22.97	36.28
8.94	8.94
54.00	74.00
-22.89	-28.78
100	100
273	273
Average	Peak
Vertical	Vertical

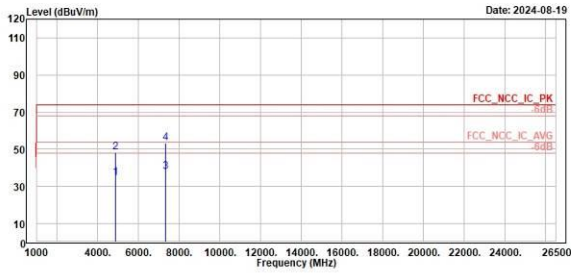
802.11g

Middle Channel (Horizontal)

Middle Channel (Vertical)



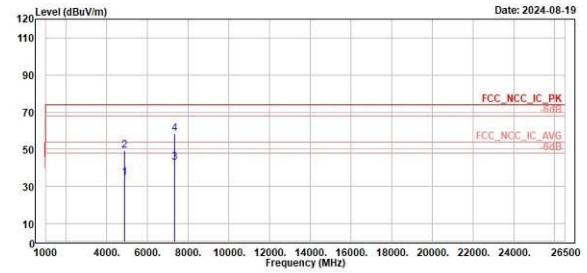
TUV Rheinland Taiwan Ltd.  
No. 438-18, Sec 2, Fenliao, Linkou Dist., New Taipei City 244, Taiwan(R.O.C.)  
Tel: +886-2172-1000 Fax: +886-2172-1322



1	2	3	4							
Level	Level	Level	Level							
Factor	Factor	Factor	Factor							
Limit	Limit	Limit	Limit							
Over	Over	Over	Over							
Apos	Apos	Apos	Apos							
TPos	TPos	TPos	TPos							
Remark	Remark	Remark	Remark							
Pol/Phase	Pol/Phase	Pol/Phase	Pol/Phase							
Note	Note	Note	Note							
4874.00	34.04	25.04	9.00	54.00	-19.16	335	236	Average	Horizontal	
4874.00	48.37	39.37	9.00	74.00	-25.63	335	236	Peak	Horizontal	
7311.00	37.95	28.20	9.75	54.00	-16.05	100	213	Average	Horizontal	
7311.00	53.56	43.81	9.75	74.00	-20.44	100	213	Peak	Horizontal	



TUV Rheinland Taiwan Ltd.  
No. 438-18, Sec 2, Fenliao, Linkou Dist., New Taipei City 244, Taiwan(R.O.C.)  
Tel: +886-2172-1000 Fax: +886-2172-1322



1	2	3	4							
Level	Level	Level	Level							
Factor	Factor	Factor	Factor							
Limit	Limit	Limit	Limit							
Over	Over	Over	Over							
Apos	Apos	Apos	Apos							
TPos	TPos	TPos	TPos							
Remark	Remark	Remark	Remark							
Pol/Phase	Pol/Phase	Pol/Phase	Pol/Phase							
Note	Note	Note	Note							
4874.00	34.48	25.48	9.00	54.00	-19.52	283	249	Average	Vertical	
4874.00	49.14	40.14	9.00	74.00	-24.86	283	249	Peak	Vertical	
7311.00	42.98	33.23	9.75	54.00	-11.02	293	228	Average	Vertical	
7311.00	58.32	48.57	9.75	74.00	-15.68	293	228	Peak	Vertical	

802.11g

High Channel (Horizontal)

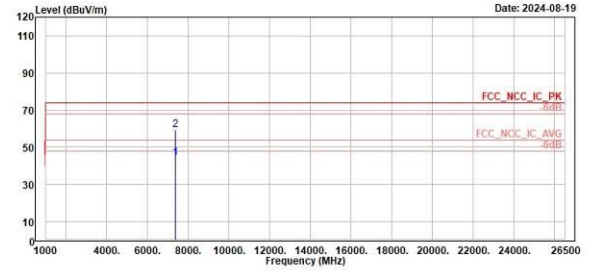
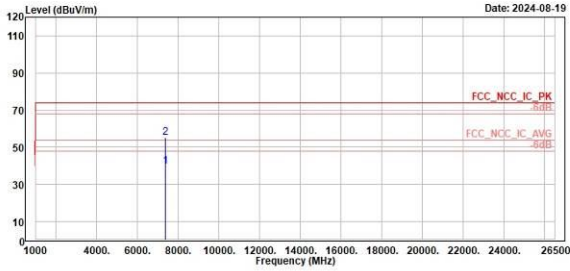
High Channel (Vertical)



TUV Rheinland Taiwan Ltd.  
No. 438-18, Sec 2, Fenliao, Linkou Dist., New Taipei City 244, Taiwan(R.O.C.)  
Tel: +886-2172-1000 Fax: +886-2172-1322



TUV Rheinland Taiwan Ltd.  
No. 438-18, Sec 2, Fenliao, Linkou Dist., New Taipei City 244, Taiwan(R.O.C.)  
Tel: +886-2172-1000 Fax: +886-2172-1322



1	2
7386.00	7386.00
39.74	55.04
38.89	45.39
9.65	9.65
54.00	74.00
-14.26	-18.96
180	180
215	215
Average	Peak
Horizontal	Horizontal

1	2
7386.00	7386.00
44.40	59.42
34.75	49.77
9.65	9.65
54.00	74.00
-9.60	-14.58
395	395
76	76
Average	Peak
Vertical	Vertical

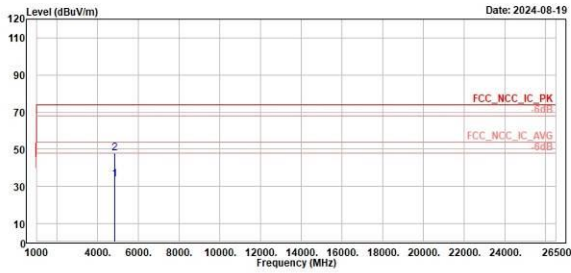
802.11n HT20

Low Channel (Horizontal)

Low Channel (Vertical)



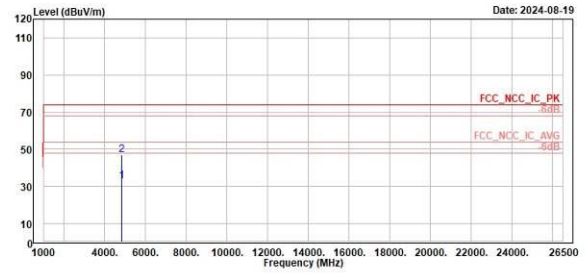
TUV Rheinland Taiwan Ltd.  
No. 438-18, Sec 2, Fenliao, Linkou Dist., New Taipei City 244, Taiwan(R.O.C.)  
Tel: +886-2172-1000 Fax: +886-2172-1322



1	2	3	4	5	6	7	8	9	10	11	12
MHz	Level	Read	Level	Factor	Limit	Over	Apos	TPos	Remark	Pol/Phase	Note
	dBuV/m	dBuV	dB/m	dBuV/m	dB	dB	cm	deg			
1	4824.00	33.91	24.97	8.94	54.00	-20.09	319	239	Average	Horizontal	
2	4824.00	47.98	39.04	8.94	74.00	-26.02	319	239	Peak	Horizontal	



TUV Rheinland Taiwan Ltd.  
No. 438-18, Sec 2, Fenliao, Linkou Dist., New Taipei City 244, Taiwan(R.O.C.)  
Tel: +886-2172-1000 Fax: +886-2172-1322



1	2	3	4	5	6	7	8	9	10	11	12
MHz	Level	Read	Level	Factor	Limit	Over	Apos	TPos	Remark	Pol/Phase	Note
	dBuV/m	dBuV	dB/m	dBuV/m	dB	dB	cm	deg			
1	4824.00	32.95	24.01	8.94	54.00	-21.05	358	222	Average	Vertical	
2	4824.00	46.86	37.92	8.94	74.00	-27.14	358	222	Peak	Vertical	

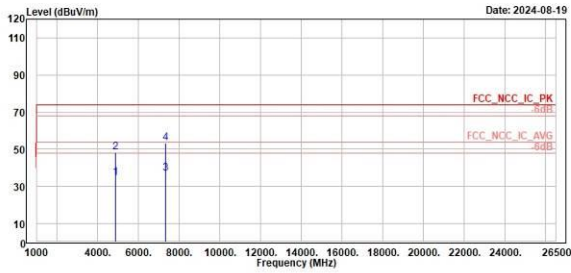
802.11n HT20

Middle Channel (Horizontal)

Middle Channel (Vertical)



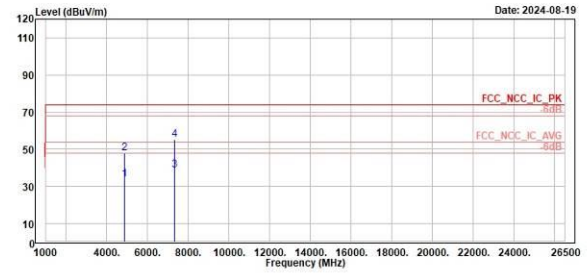
TUV Rheinland Taiwan Ltd.  
No. 438-18, Sec 2, Fenliiao, Linkou Dist., New Taipei City 244, Taiwan(R.O.C.)  
Tel: +886-2172-1000 Fax: +886-2172-1322



1	2	3	4
Level	Read Level	Factor	Limit
dBuV/m	dBuV	dB/m	dBuV/m
4874.00	34.75	25.75	9.00
4874.00	48.39	39.39	9.00
7311.00	36.73	26.98	9.75
7311.00	53.22	43.47	9.75



TUV Rheinland Taiwan Ltd.  
No. 438-18, Sec 2, Fenliiao, Linkou Dist., New Taipei City 244, Taiwan(R.O.C.)  
Tel: +886-2172-1000 Fax: +886-2172-1322



1	2	3	4
Level	Read Level	Factor	Limit
dBuV/m	dBuV	dB/m	dBuV/m
4874.00	33.76	24.76	9.00
4874.00	47.78	38.78	9.00
7311.00	38.80	29.85	9.75
7311.00	55.19	45.44	9.75



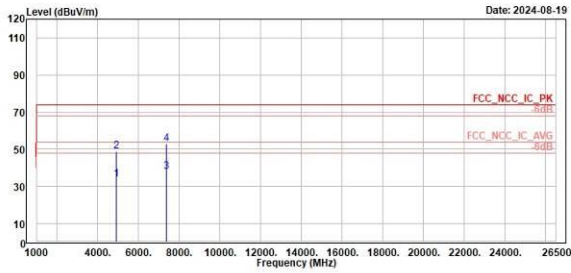
802.11n HT20

High Channel (Horizontal)

High Channel (Vertical)



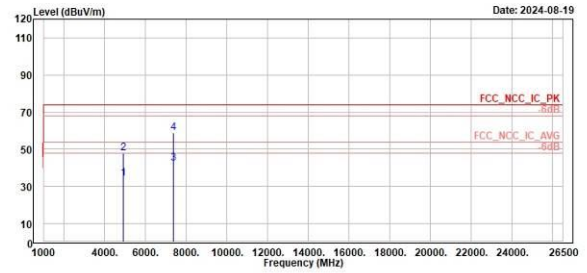
TÜV Rheinland Taiwan Ltd.  
No. 438-18, Sec 2, Fenliao, Linkou Dist., New Taipei City 244, Taiwan(R.O.C.)  
Tel: +886-2172-1000 Fax: +886-2172-1322



Read	Level	Factor	Limit	Over	Apos	TPos	Remark	Pol/Phase	Note
Level	Level		Line	Limit					
dBuV/m	dBuV	dB/m	dBuV/m	dB	cm	deg			
33.92	24.78	9.14	54.00	-20.08	342	240	Average	Horizontal	
48.70	39.56	9.14	74.00	-25.30	342	240	Peak	Horizontal	
38.06	28.41	9.65	54.00	-15.94	100	215	Average	Horizontal	
53.15	43.50	9.65	74.00	-20.85	100	215	Peak	Horizontal	



TÜV Rheinland Taiwan Ltd.  
No. 438-18, Sec 2, Fenliao, Linkou Dist., New Taipei City 244, Taiwan(R.O.C.)  
Tel: +886-2172-1000 Fax: +886-2172-1322



Read	Level	Factor	Limit	Over	Apos	TPos	Remark	Pol/Phase	Note
Level	Level		Line	Limit					
dBuV/m	dBuV	dB/m	dBuV/m	dB	cm	deg			
34.16	25.02	9.14	54.00	-19.84	292	252	Average	Vertical	
47.84	38.70	9.14	74.00	-26.16	292	252	Peak	Vertical	
42.63	32.98	9.65	54.00	-11.37	395	76	Average	Vertical	
58.80	49.15	9.65	74.00	-15.20	395	76	Peak	Vertical	

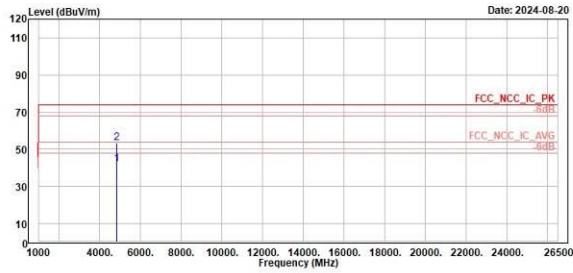
802.11n HT40

Low Channel (Horizontal)

Low Channel (Vertical)



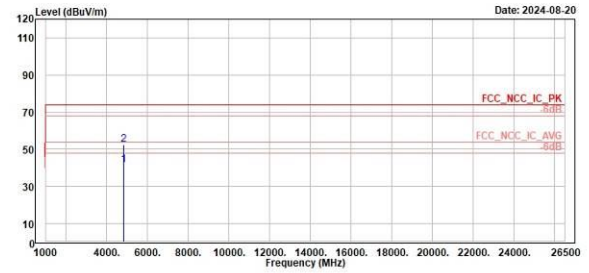
TÜV Rheinland Taiwan Ltd.  
No. 438-18, Sec 2, Fenliao, Linkou Dist., New Taipei City 244, Taiwan(R.O.C.)  
Tel: +886-2172-1000 Fax: +886-2172-1322



1	2
MHz	dBuV/m
4844.00	53.22
4844.00	41.77



TÜV Rheinland Taiwan Ltd.  
No. 438-18, Sec 2, Fenliao, Linkou Dist., New Taipei City 244, Taiwan(R.O.C.)  
Tel: +886-2172-1000 Fax: +886-2172-1322



1	2
MHz	dBuV/m
4844.00	52.44
4844.00	41.65

802.11n HT40

Middle Channel (Horizontal)

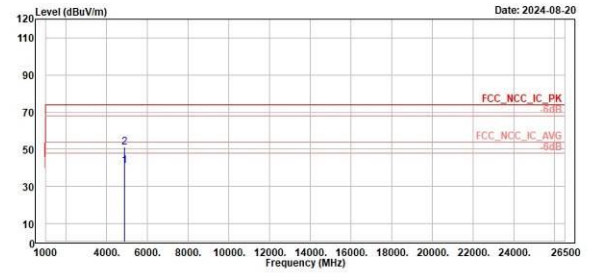
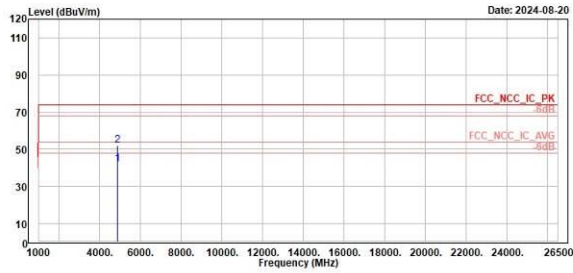
Middle Channel (Vertical)



TUV Rheinland Taiwan Ltd.  
No. 438-18, Sec 2, Fenliao, Linkou Dist., New Taipei City 244, Taiwan(R.O.C.)  
Tel: +886-2172-1000 Fax: +886-2172-1322



TUV Rheinland Taiwan Ltd.  
No. 438-18, Sec 2, Fenliao, Linkou Dist., New Taipei City 244, Taiwan(R.O.C.)  
Tel: +886-2172-1000 Fax: +886-2172-1322



Line	Freq	Level	Read Level	Factor	Limit Line	Over Limit	APos	TPos	Remark	Pol/Phase	Note
	MHz	dBuV/m	dBuV	dB/m	dBuV/m	dB	cm	deg			
1	4874.00	41.00	32.00	9.00	54.00	-12.20	200	23	Average	Horizontal	
2	4874.00	51.91	42.91	9.00	74.00	-22.09	200	23	Peak	Horizontal	

Line	Freq	Level	Read Level	Factor	Limit Line	Over Limit	APos	TPos	Remark	Pol/Phase	Note
	MHz	dBuV/m	dBuV	dB/m	dBuV/m	dB	cm	deg			
1	4874.00	41.24	32.24	9.00	54.00	-12.76	100	114	Average	Vertical	
2	4874.00	51.16	42.16	9.00	74.00	-22.84	100	114	Peak	Vertical	

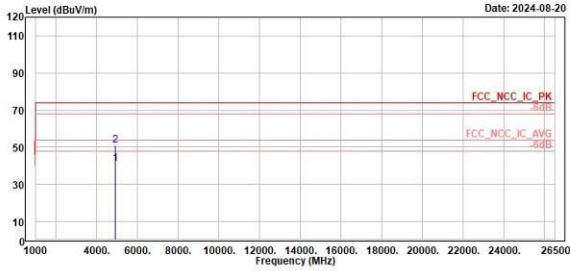
802.11n HT40

High Channel (Horizontal)

High Channel (Vertical)



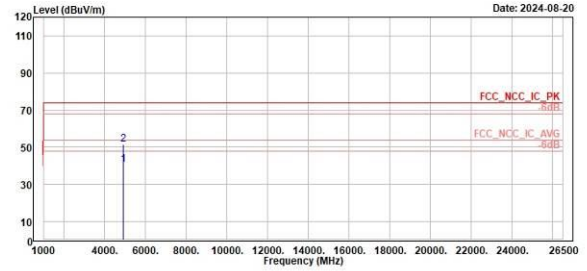
TUV Rheinland Taiwan Ltd.  
No. 438-18, Sec 2, Fenliao, Linkou Dist., New Taipei City 244, Taiwan(R.O.C.)  
Tel: +886-2172-1000 Fax: +886-2172-1322



1	2
4904.00	4904.00
48.90	51.11
31.91	42.12
8.99	8.99
54.00	74.00
-13.10	-22.89
100	100
17	17
Average	Peak
Horizontal	Horizontal



TUV Rheinland Taiwan Ltd.  
No. 438-18, Sec 2, Fenliao, Linkou Dist., New Taipei City 244, Taiwan(R.O.C.)  
Tel: +886-2172-1000 Fax: +886-2172-1322



1	2
4904.00	4904.00
48.56	51.54
31.57	42.55
8.99	8.99
54.00	74.00
-13.44	-22.46
100	100
69	69
Average	Peak
Vertical	Vertical

Mains Conducted Emission, TX 150kHz ~ 30MHz

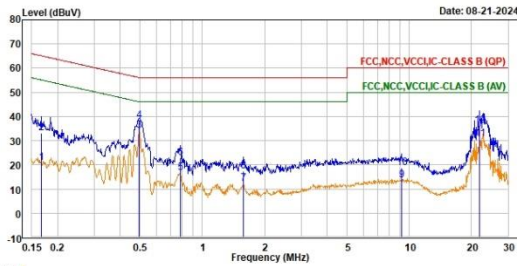
Worst Band

(Line)

(Neutral)



TUV Rheinland Taiwan Ltd.  
No. 458-18, Sec 2, Feniliao, Linkou Dist., New Taipei City 244, Taiwan(R.O.C.)  
Tel: +886-2172-1000 Fax: +886-2172-1322

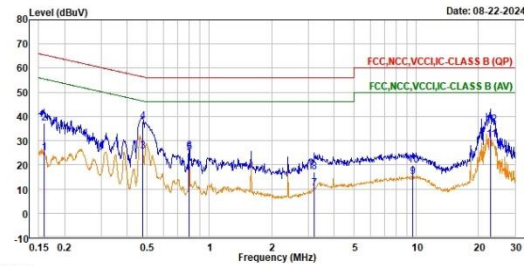


Trace: 1

Line	Freq	Level	Read Level	Factor	Limit	Over	Remark	Pol/Phase	Note
	MHz	dBuV	dBuV	dB	dBuV	dB			
1	0.17	20.69	11.06	9.63	55.13	-34.44	Average	line1	
2	0.17	33.07	23.44	9.63	65.13	-32.06	QP	line1	
3	0.49	34.05	24.42	9.63	46.11	-12.06	Average	line1	
4	0.49	38.23	28.60	9.63	56.11	-17.88	QP	line1	
5	0.78	16.76	7.12	9.64	46.00	-29.24	Average	line1	
6	0.78	22.96	13.32	9.64	56.00	-33.04	QP	line1	
7	1.58	12.17	2.51	9.66	46.00	-33.83	Average	line1	
8	1.58	17.28	7.62	9.66	56.00	-38.32	QP	line1	
9	9.16	13.58	3.83	9.75	50.00	-36.42	Average	line1	
10	9.16	18.63	8.88	9.75	60.00	-41.37	QP	line1	
11	21.92	30.73	20.97	9.76	50.00	-19.27	Average	line1	
12	21.92	36.26	26.50	9.76	60.00	-23.74	QP	line1	



TUV Rheinland Taiwan Ltd.  
No. 458-18, Sec 2, Feniliao, Linkou Dist., New Taipei City 244, Taiwan(R.O.C.)  
Tel: +886-2172-1000 Fax: +886-2172-1322



Trace: 1

Line	Freq	Level	Read Level	Factor	Limit	Over	Remark	Pol/Phase	Note
	MHz	dBuV	dBuV	dB	dBuV	dB			
1	0.16	24.96	15.33	9.63	55.50	-30.54	Average	neutral	
2	0.16	37.38	27.75	9.63	65.50	-28.12	QP	neutral	
3	0.48	25.58	15.87	9.63	46.40	-20.90	Average	neutral	
4	0.48	37.78	28.15	9.63	56.40	-18.62	QP	neutral	
5	0.80	25.00	15.36	9.64	46.00	-21.00	Average	neutral	
6	0.80	25.58	15.94	9.64	56.00	-30.42	QP	neutral	
7	3.22	18.06	0.38	9.68	46.00	-35.94	Average	neutral	
8	3.22	17.12	7.44	9.68	56.00	-38.88	QP	neutral	
9	9.63	14.82	5.03	9.79	50.00	-35.18	Average	neutral	
10	9.63	19.86	10.07	9.79	60.00	-40.14	QP	neutral	
11	22.92	30.51	20.65	9.86	50.00	-19.49	Average	neutral	
12	22.92	36.55	26.69	9.86	60.00	-23.45	QP	neutral	