



Vegatouch Mira Setup

Notice: Make sure that Bluetooth is turned ON in your smart device settings before proceeding.

Locate the Login Information:

The login information can be found by clicking on the settings page of the color touchscreen or from the Mira module's label.



Download:

Download Vegatouch Mira from the Google Play store or the App Store. Once the download has finished, install the app and open it.



Setup:

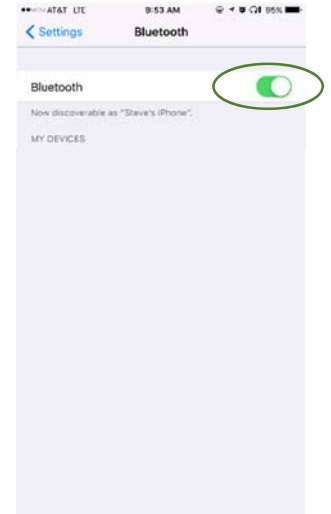
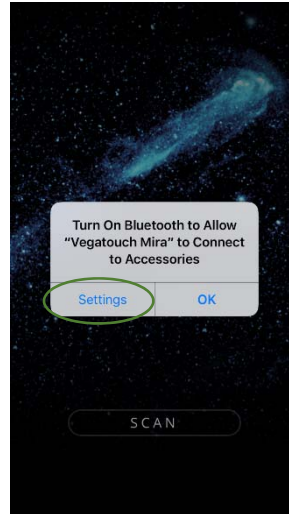
Tap SCAN to find the Mira Module's signal. After scanning, any Mira Module in your area will appear on the screen. Tap the ID # that matches the one on your Mira label. Enter the PIN number from the Mira label and press AUTHENTICATE to connect to the system.



Notice: iOS Setup Tips

Turn on Bluetooth to allow Vegatouch Mira to connect to Accessories.

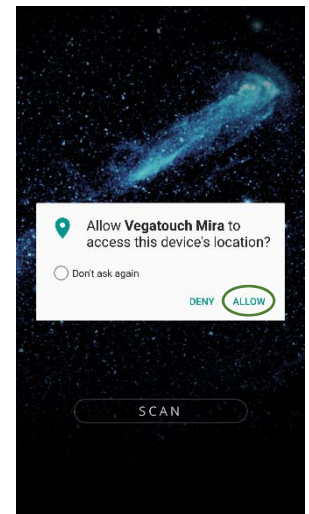
If you do not have Bluetooth turned ON in your iOS settings you will see this screen. Do not click OK, you must click SETTINGS. Your Bluetooth Settings page will now appear and you should turn Bluetooth ON.



Notice: Android Setup Tips

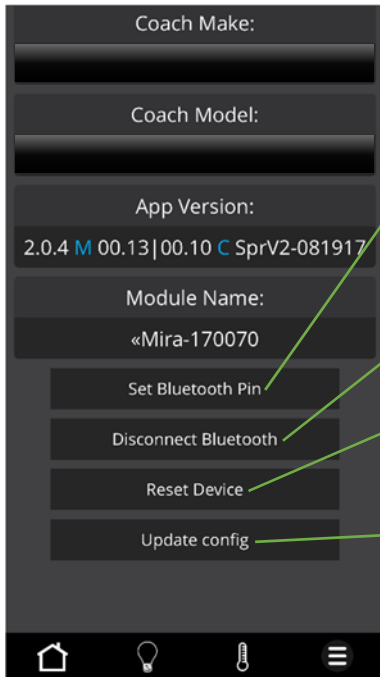
Allow Vegatouch Mira to access this device's location.

Mira will need to be allowed access to your location. Click ALLOW when you see this screen.



App Settings:

Access the App Settings page by pressing the Gear icon on the App Navigation Bar.



Tap to set your own personalized Bluetooth pin to eliminate the chance of another Mira owner accidentally controlling your module.

Tap to disconnect your device from Mira.

Tapping Reset Device will completely restart the Module and reconnect once it has powered back up.

Tapping Update Config will force a download of the config from the cloud.



Compliance Information

Model Number and Product Marketing Name (PMN)

Model Number: MIRABLERVC
Product Marketing Name (PMN): MiraBLE

Federal Communications Commission (FCC)

Pursuant to FCC 15.21 of the FCC rules, changes not expressly approved by Firefly Integrations, LLC might cause harmful interference and void the FCC authorization to operate this product.

This product complies with FCC OET Bulletin 65 & Industry Canada's RSS-102 radiation exposure limits set forth for an uncontrolled environment

Note: This equipment has been tested and found to comply with the limits for a Class B digital device, pursuant to Part 15 of the FCC Rules. These limits are designed to provide reasonable protection against harmful interference in a residential installation. This equipment generates, uses, and can radiate radio frequency energy and, if not installed and used in accordance with the instructions, may cause harmful interference to radio communications. However, there is no guarantee that interference will not occur in a particular installation. If this equipment does cause harmful interference to radio or television reception, which can be determined by turning the equipment off and on, the user is encouraged to try to correct the interference by one or more of the following measures:

- Reorient or relocate the receiving antenna.
- Increase the separation between the equipment and receiver.
- Connect the equipment into an output on a circuit different from that to which the receiver is connected.
- Consult the dealer or an experienced radio/TV technician for help.

The antennas used for this transmitter must be installed to provide a separation distance of at least 5cm from all persons and must not be co-located or operating in conjunction with any other antenna or transmitter.

This product requires installation by a trained professional.

Innovation, Science and Economic Development Canada (ISED)

This device complies with Part 15 of the FCC Rules and Innovation, Science and Economic Development Canada license-exempt RSS standard(s). Operation is subject to the following two conditions: (1) This device may not cause harmful interference. and (2) this device must accept any interference received, including interference that may cause undesired operation.

Cet appareil est conforme à des règlements Innovation, Sciences et Développement économique Canada exempts de licence standard RSS (s). Son fonctionnement est soumis aux deux conditions suivantes: (1) Ce dispositif ne doit pas causer d'interférences nuisibles, et (2) cet appareil doit accepter toute interférence reçue, y compris les interférences pouvant entraîner un fonctionnement indésirable.



Technical Support

Technical Support is available Monday – Friday, 7:30am – 5:00pm EST.

Firefly Integrations

1013 Elroy Drive
Middlebury, Indiana 46540

Phone: (574) 825-4600

Support@fireflyint.com

www.fireflyintegrations.com

Follow us on Facebook @Fireflyintegrations