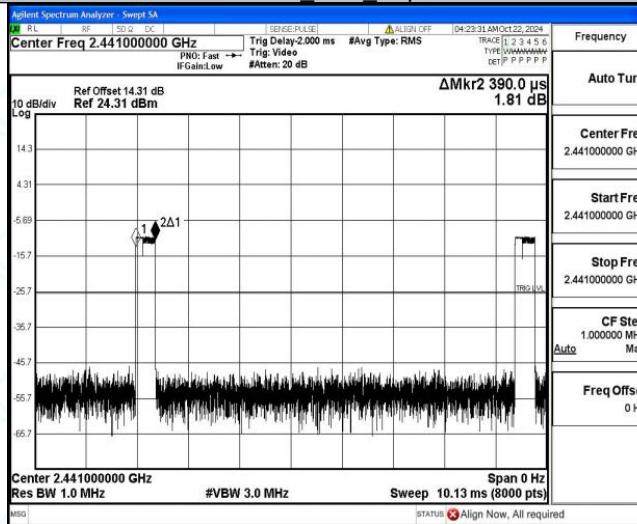
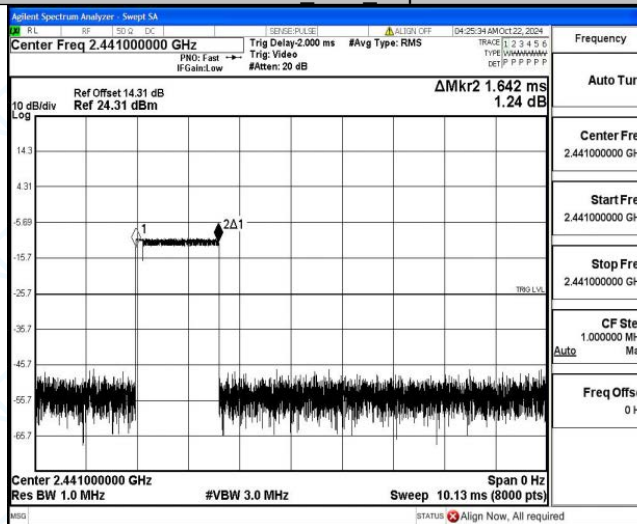




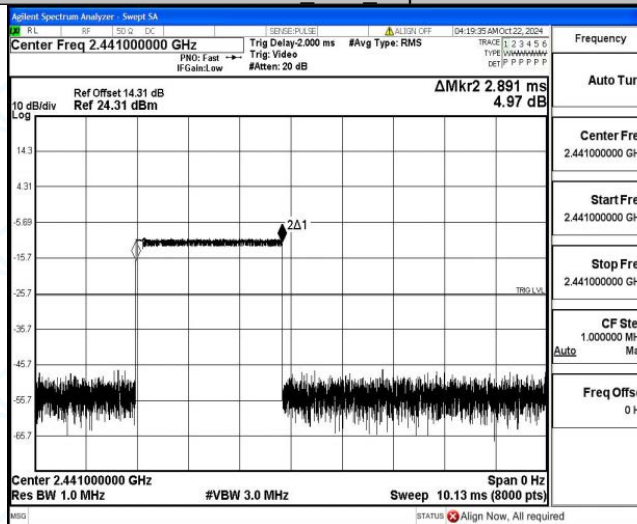
### 2DH1 Ant1 Hop



### 2DH3 Ant1 Hop

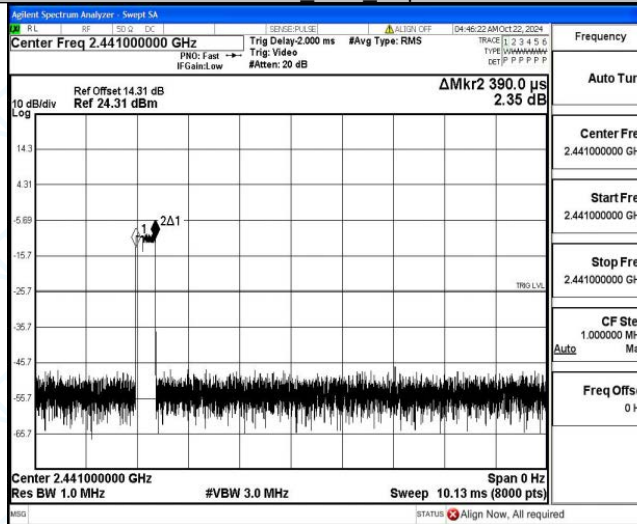


### 2DH5 Ant1 Hop

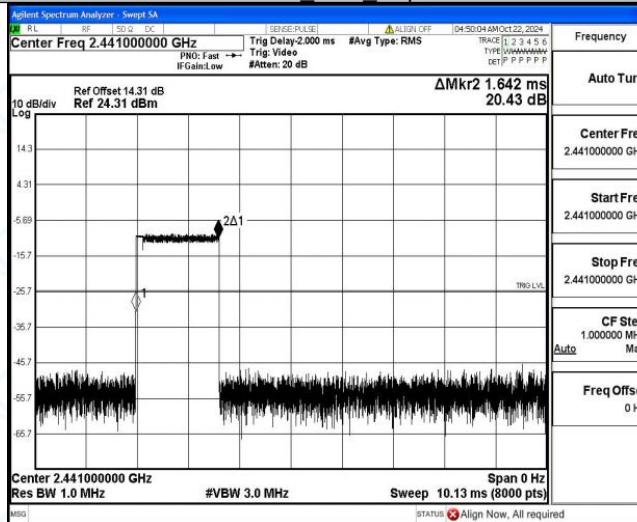




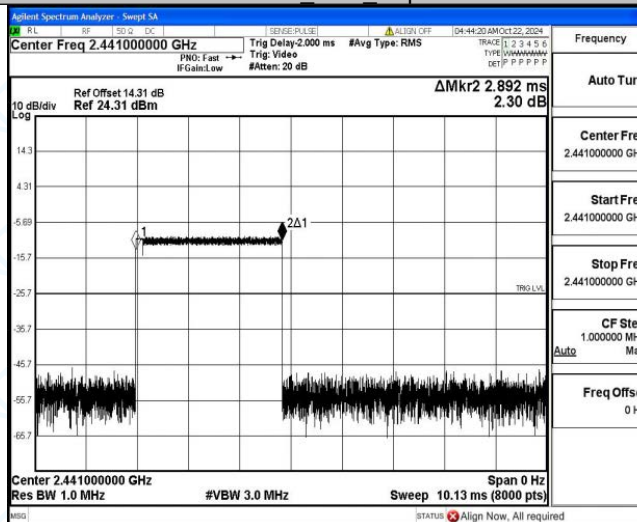
### 3DH1 Ant1 Hop



### 3DH3 Ant1 Hop



### 3DH5 Ant1 Hop





## Appendix F: Number of hopping channels

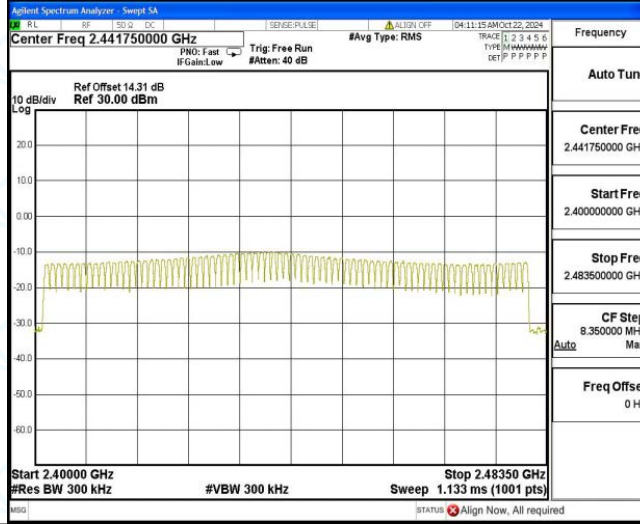
### Test Result

| TestMode | Antenna | Freq(MHz) | Result[Num] | Limit[Num] | Verdict |
|----------|---------|-----------|-------------|------------|---------|
| DH5      | Ant1    | Hop       | 79          | ≥15        | PASS    |
| 2DH5     | Ant1    | Hop       | 79          | ≥15        | PASS    |
| 3DH5     | Ant1    | Hop       | 79          | ≥15        | PASS    |

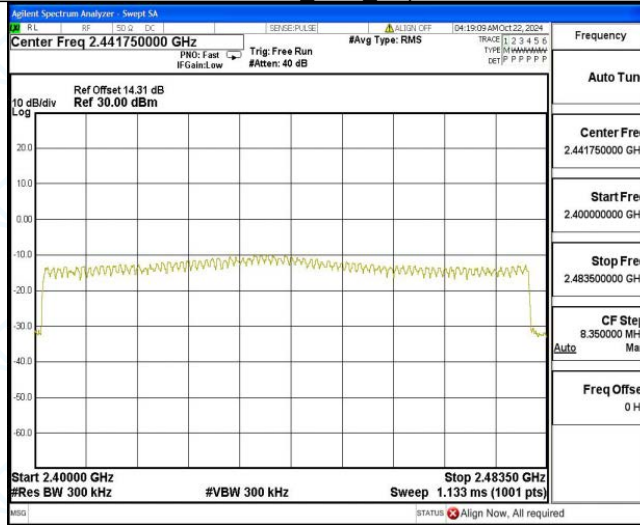


Test Graphs

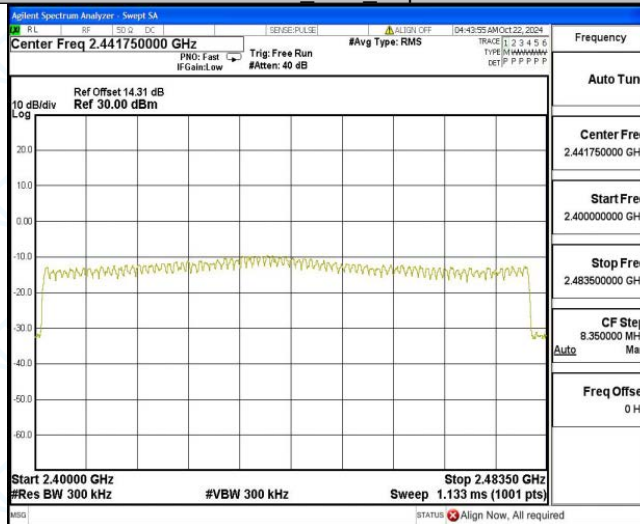
DH5\_Ant1\_Hop



2DH5\_Ant1\_Hop



3DH5\_Ant1\_Hop





### Appendix F: Band edge measurements

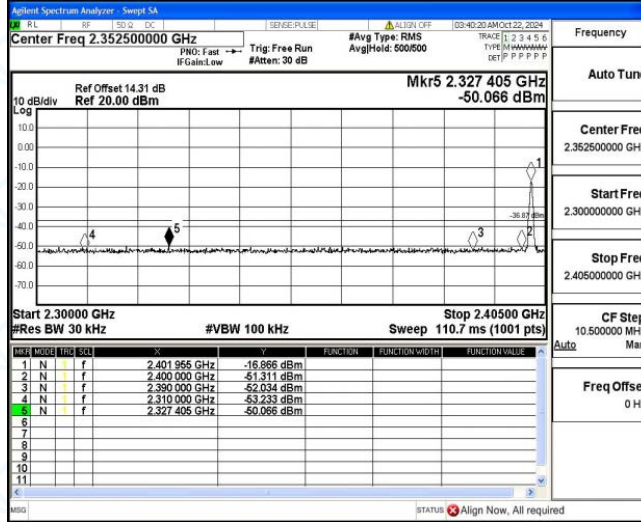
#### Test Result

| TestMode | Antenna | ChName | Freq(MHz) | RefLevel [dBm] | Result [dBm] | Limit [dBm] | Verdict |
|----------|---------|--------|-----------|----------------|--------------|-------------|---------|
| DH5      | Ant1    | Low    | 2402      | -16.87         | -50.07       | ≤-36.87     | PASS    |
|          |         | High   | 2480      | -16.12         | -49.99       | ≤-36.12     | PASS    |
|          |         | Low    | Hop_2402  | -16.55         | -50.02       | ≤-36.55     | PASS    |
|          |         | High   | Hop_2480  | -16.00         | -49.95       | ≤-36        | PASS    |
| 2DH5     | Ant1    | Low    | 2402      | -16.64         | -49.96       | ≤-36.64     | PASS    |
|          |         | High   | 2480      | -15.72         | -49.71       | ≤-35.72     | PASS    |
|          |         | Low    | Hop_2402  | -17.75         | -50.68       | ≤-37.75     | PASS    |
|          |         | High   | Hop_2480  | -15.83         | -49.71       | ≤-35.83     | PASS    |
| 3DH5     | Ant1    | Low    | 2402      | -16.09         | -48.88       | ≤-36.09     | PASS    |
|          |         | High   | 2480      | -17.01         | -48.48       | ≤-37.01     | PASS    |
|          |         | Low    | Hop_2402  | -17.97         | -49.85       | ≤-37.97     | PASS    |
|          |         | High   | Hop_2480  | -16.60         | -49.42       | ≤-36.6      | PASS    |

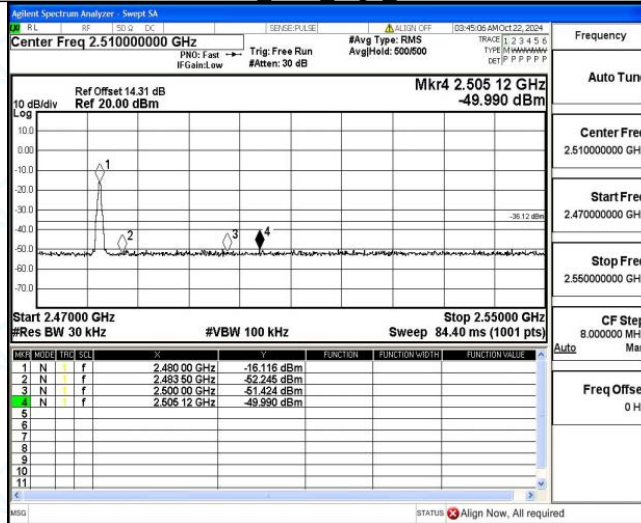


Test Graphs

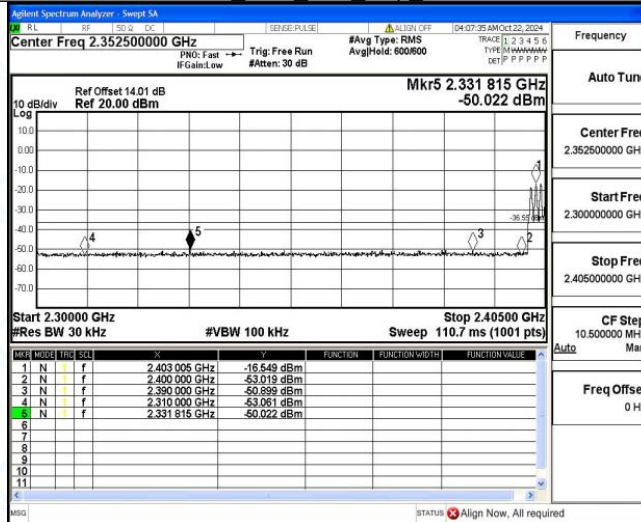
DH5 Ant1 Low 2402



DH5 Ant1 High 2480

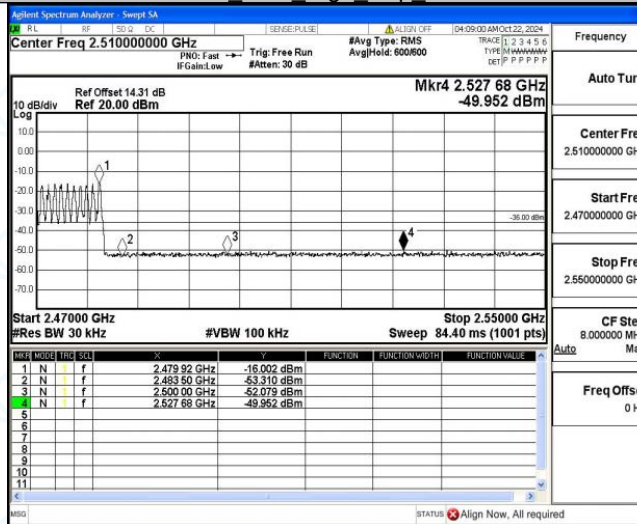


DH5 Ant1 Low Hop 2402

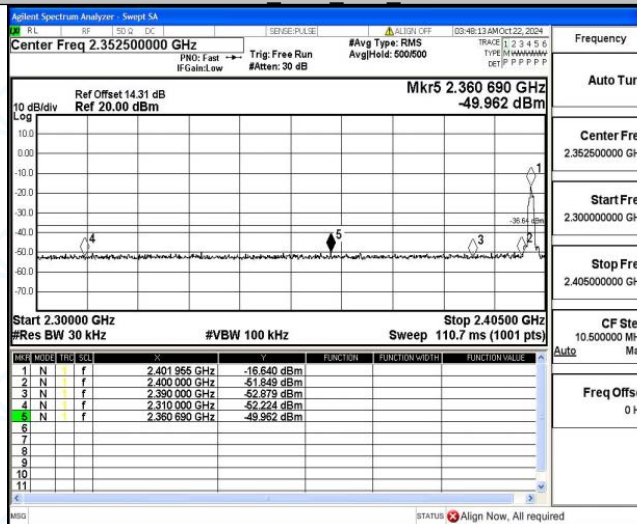




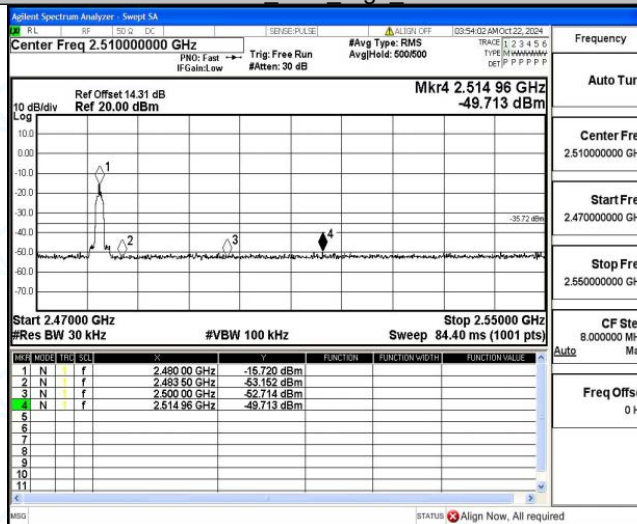
DH5 Ant1 High Hop 2480



2DH5 Ant1 Low 2402

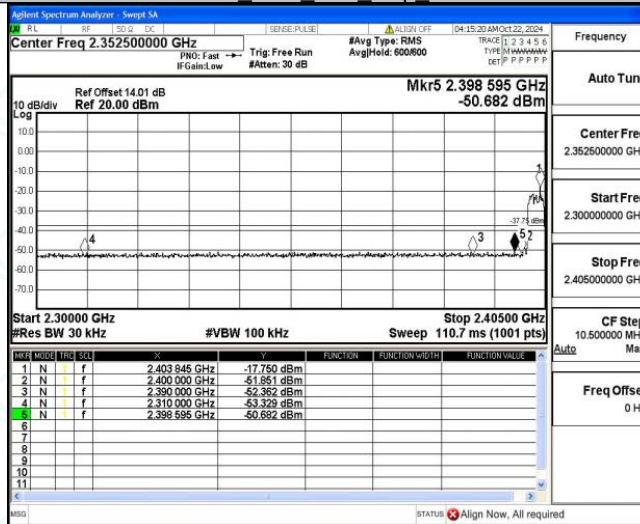


2DH5 Ant1 High 2480

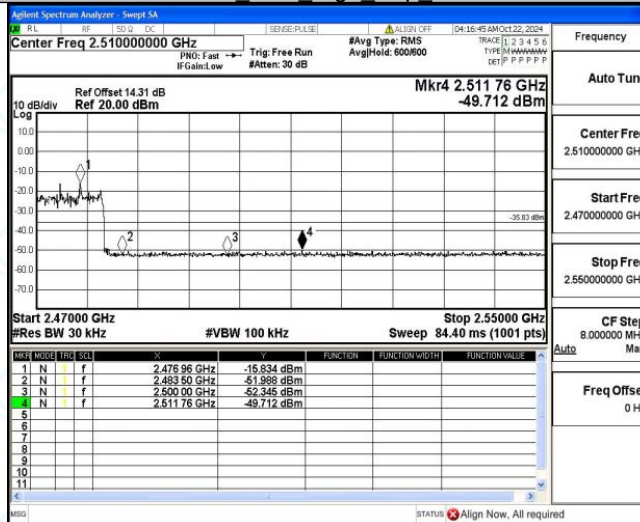




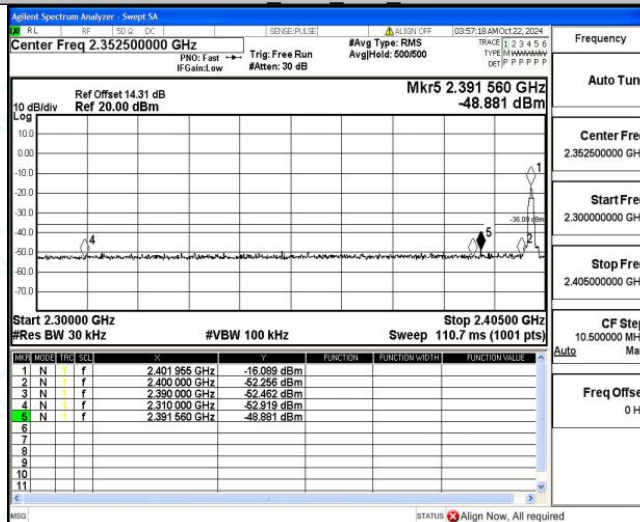
2DH5 Ant1 Low Hop 2402



2DH5 Ant1 High Hop 2480



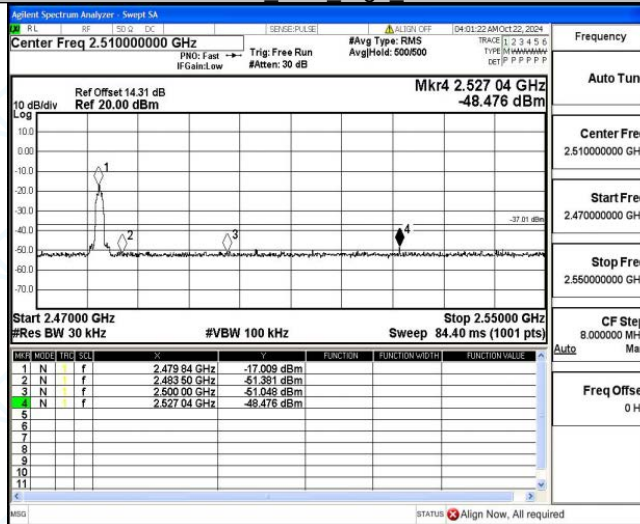
3DH5 Ant1 Low 2402



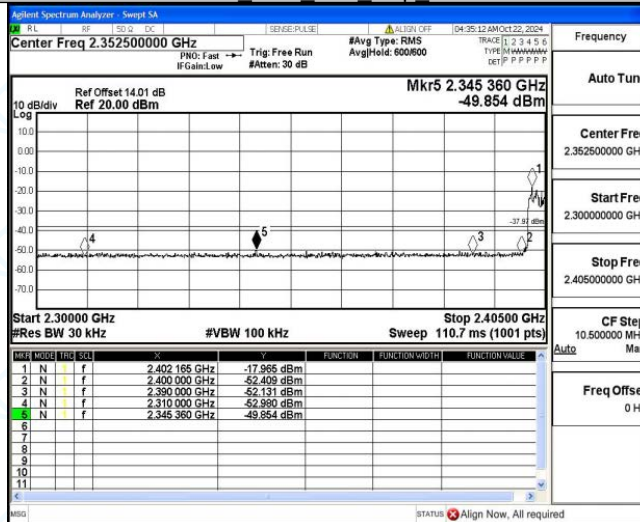




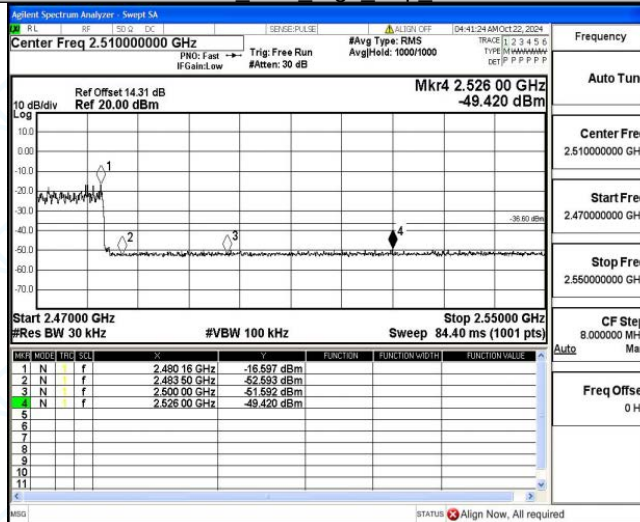
### 3DH5 Ant1 High 2480



### 3DH5 Ant1 Low Hop 2402



### 3DH5 Ant1 High Hop 2480





## Appendix F: Conducted Spurious Emission

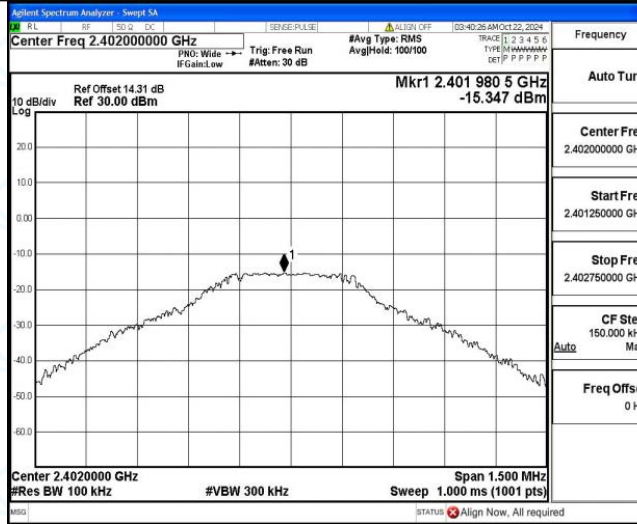
### Test Result

| Test Mode | Antenna | Freq(MHz) | Freq Range [MHz] | Ref Level [dBm] | Result [dBm] | Limit [dBm] | Verdict |
|-----------|---------|-----------|------------------|-----------------|--------------|-------------|---------|
| DH5       | Ant1    | 2402      | Reference        | -15.35          | -15.35       | ---         | PASS    |
|           |         |           | 30~1000          | -15.35          | -57.62       | ≤-35.35     | PASS    |
|           |         |           | 1000~26500       | -15.35          | -47.75       | ≤-35.35     | PASS    |
|           |         | 2441      | Reference        | -11.62          | -11.62       | ---         | PASS    |
|           |         |           | 30~1000          | -11.62          | -57.66       | ≤-31.62     | PASS    |
|           |         |           | 1000~26500       | -11.62          | -47.65       | ≤-31.62     | PASS    |
|           |         | 2480      | Reference        | -14.09          | -14.09       | ---         | PASS    |
|           |         |           | 30~1000          | -14.09          | -57.11       | ≤-34.09     | PASS    |
|           |         |           | 1000~26500       | -14.09          | -47.63       | ≤-34.09     | PASS    |
| 2DH5      | Ant1    | 2402      | Reference        | -14.63          | -14.63       | ---         | PASS    |
|           |         |           | 30~1000          | -14.63          | -57.36       | ≤-34.63     | PASS    |
|           |         |           | 1000~26500       | -14.63          | -47.16       | ≤-34.63     | PASS    |
|           |         | 2441      | Reference        | -11.39          | -11.39       | ---         | PASS    |
|           |         |           | 30~1000          | -11.39          | -57.29       | ≤-31.39     | PASS    |
|           |         |           | 1000~26500       | -11.39          | -47.51       | ≤-31.39     | PASS    |
|           |         | 2480      | Reference        | -13.87          | -13.87       | ---         | PASS    |
|           |         |           | 30~1000          | -13.87          | -57.56       | ≤-33.87     | PASS    |
|           |         |           | 1000~26500       | -13.87          | -47.62       | ≤-33.87     | PASS    |
| 3DH5      | Ant1    | 2402      | Reference        | -14.28          | -14.28       | ---         | PASS    |
|           |         |           | 30~1000          | -14.28          | -57.96       | ≤-34.28     | PASS    |
|           |         |           | 1000~26500       | -14.28          | -47.94       | ≤-34.28     | PASS    |
|           |         | 2441      | Reference        | -11.11          | -11.11       | ---         | PASS    |
|           |         |           | 30~1000          | -11.11          | -57.53       | ≤-31.11     | PASS    |
|           |         |           | 1000~26500       | -11.11          | -47.25       | ≤-31.11     | PASS    |
|           |         | 2480      | Reference        | -13.87          | -13.87       | ---         | PASS    |
|           |         |           | 30~1000          | -13.87          | -57.82       | ≤-33.87     | PASS    |
|           |         |           | 1000~26500       | -13.87          | -46.22       | ≤-33.87     | PASS    |

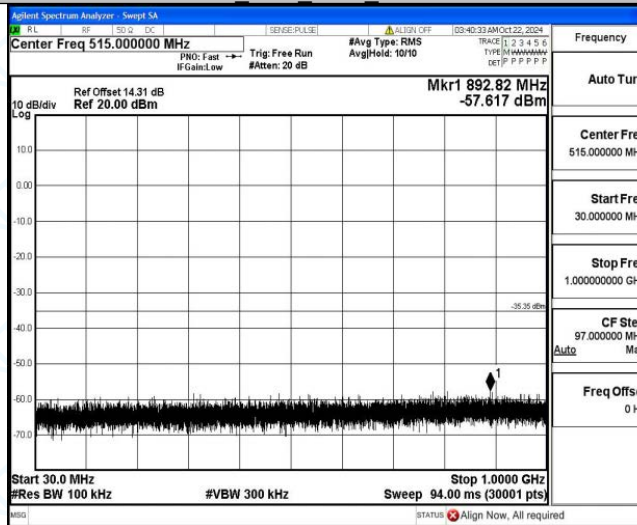


Test Graphs

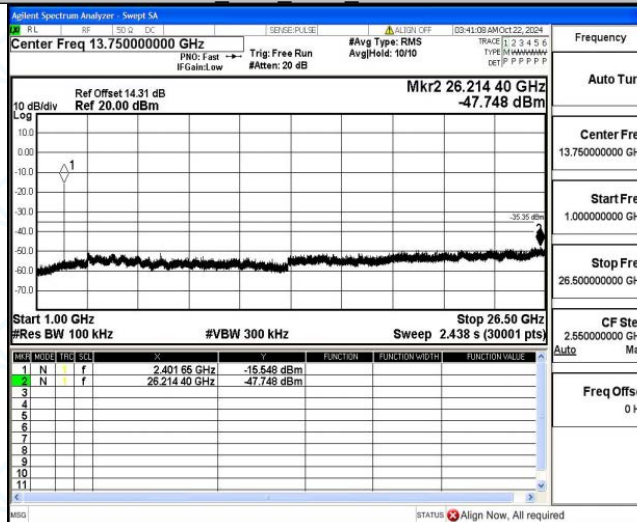
DH5 Ant1 2402 0~Reference



DH5 Ant1 2402 30~1000

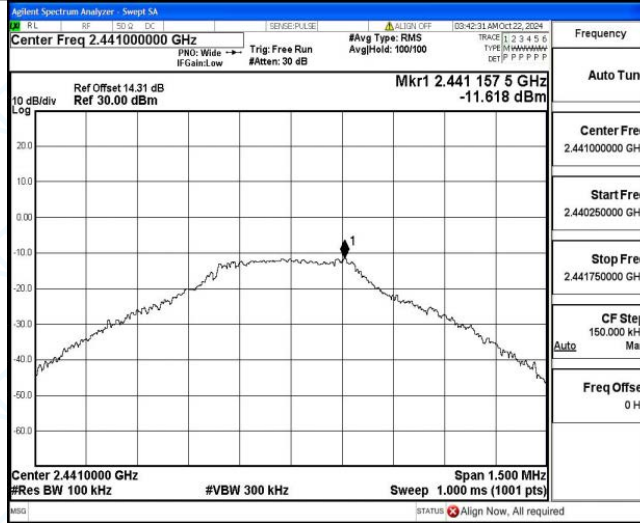


DH5 Ant1 2402 1000~26500

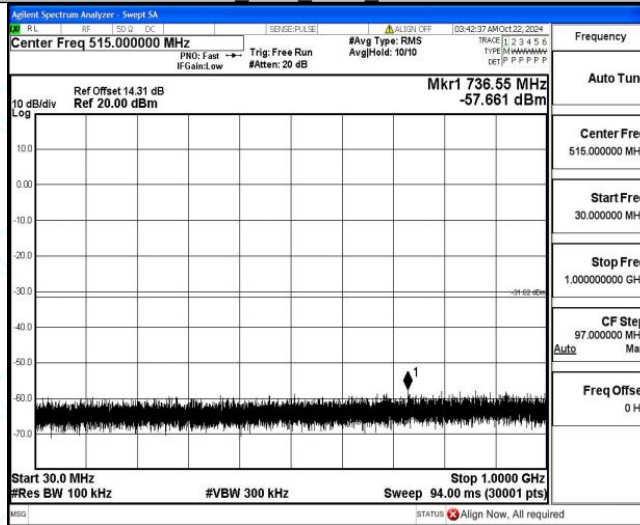




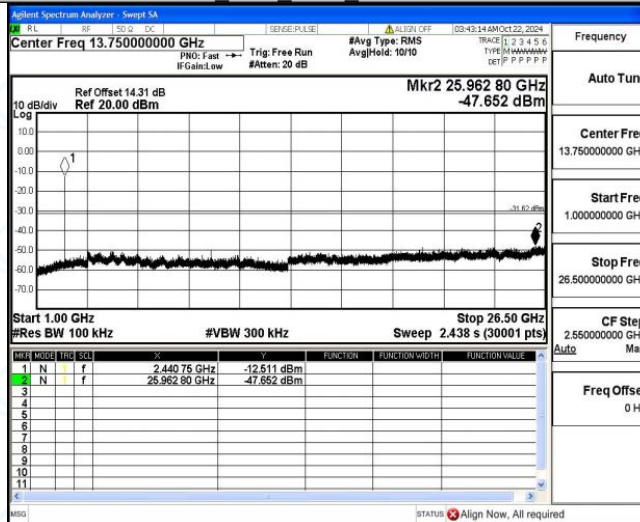
DH5\_Ant1\_2441\_0~Reference



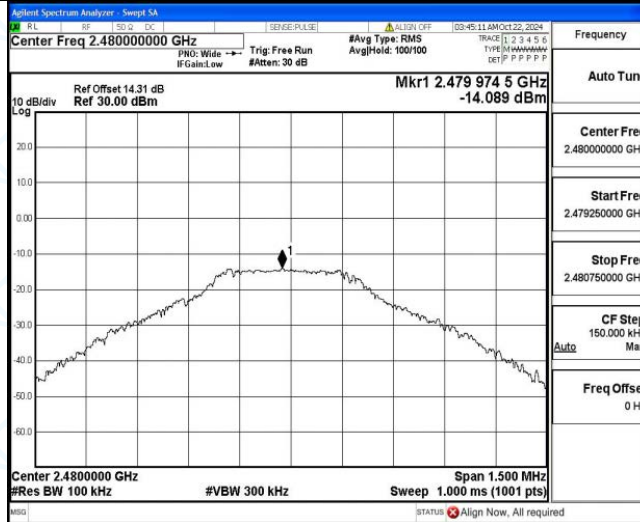
DH5\_Ant1\_2441\_30~1000



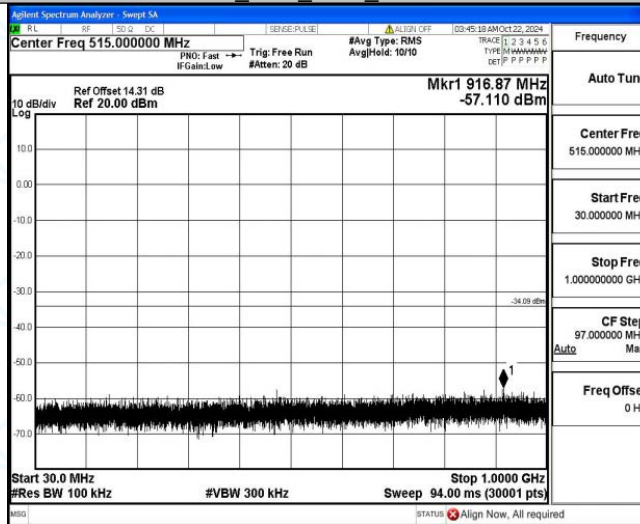
DH5\_Ant1\_2441\_1000~26500



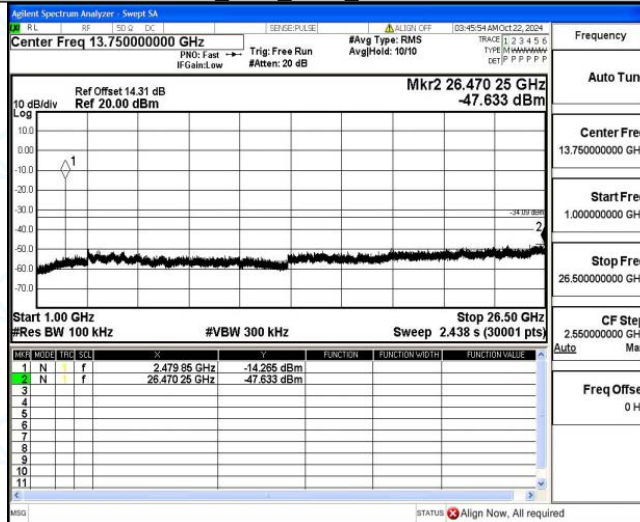
DH5\_Ant1\_2480\_0~Reference



DH5\_Ant1\_2480\_30~1000

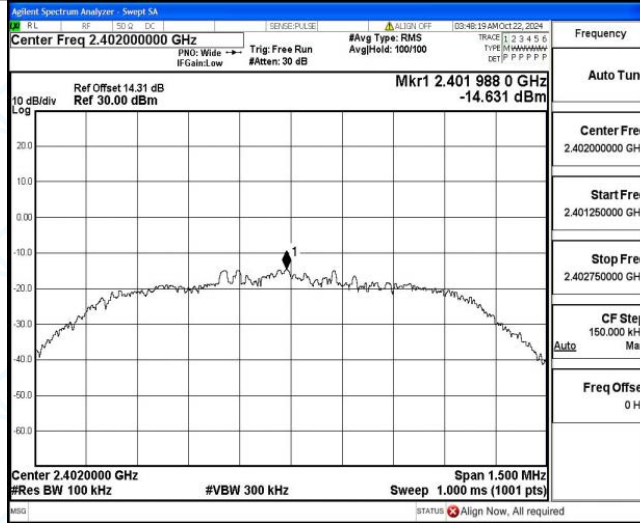


DH5\_Ant1\_2480\_1000~26500

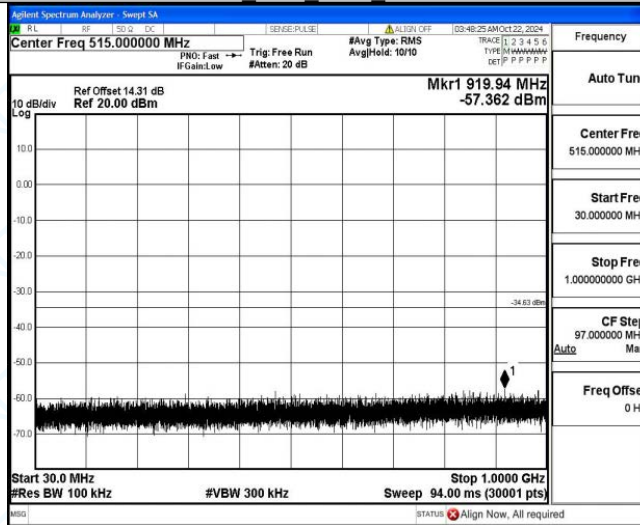




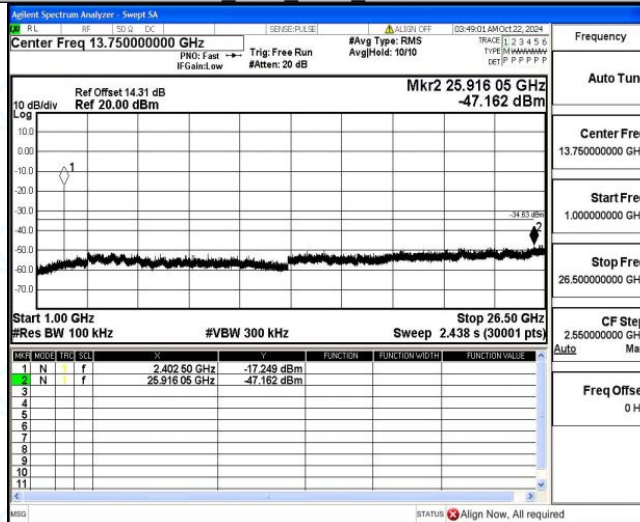
2DH5 Ant1 2402 0~Reference



2DH5 Ant1 2402 30~1000

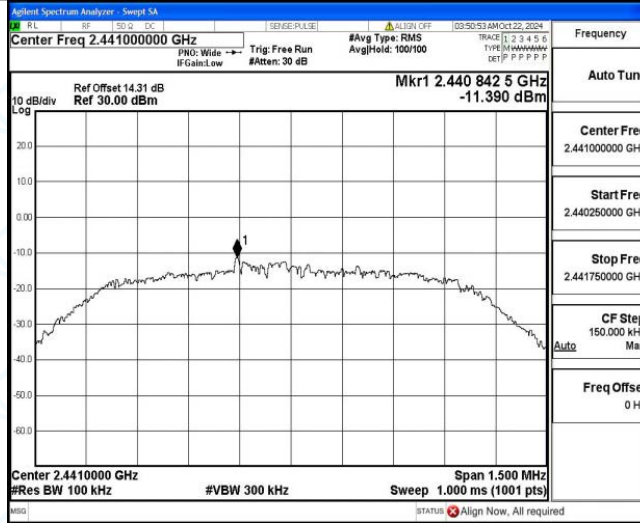


2DH5 Ant1 2402 1000~26500

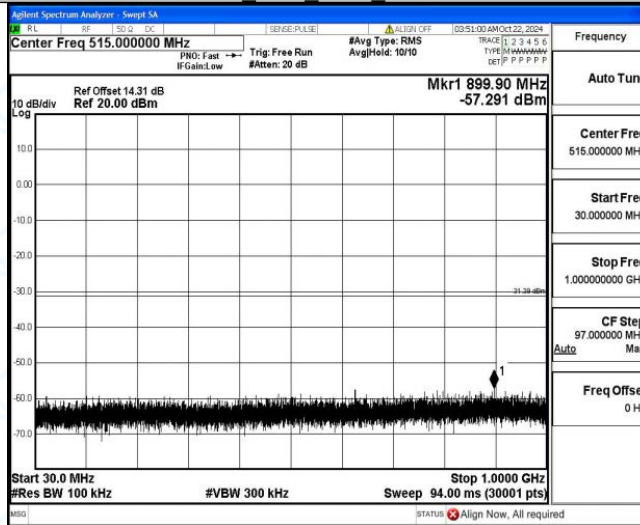




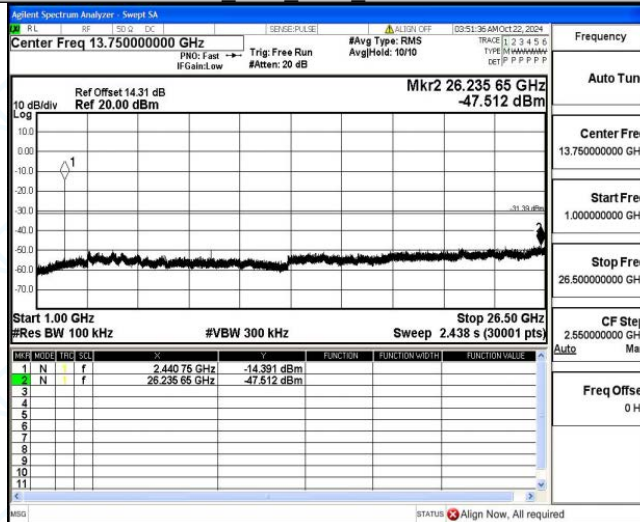
2DH5 Ant1 2441 0~Reference



2DH5 Ant1 2441 30~1000

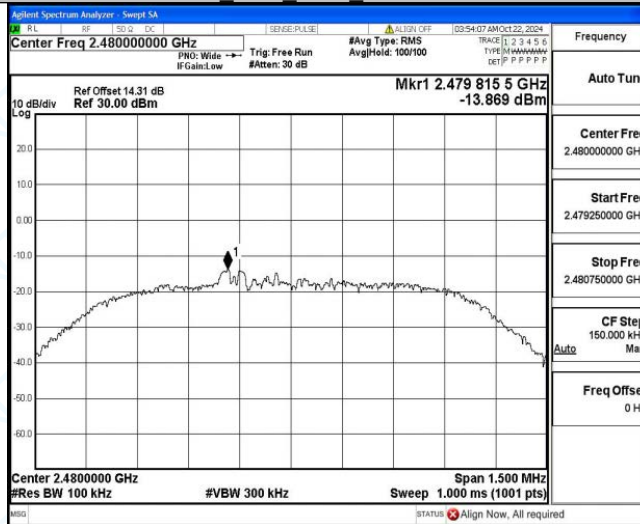


2DH5 Ant1 2441 1000~26500

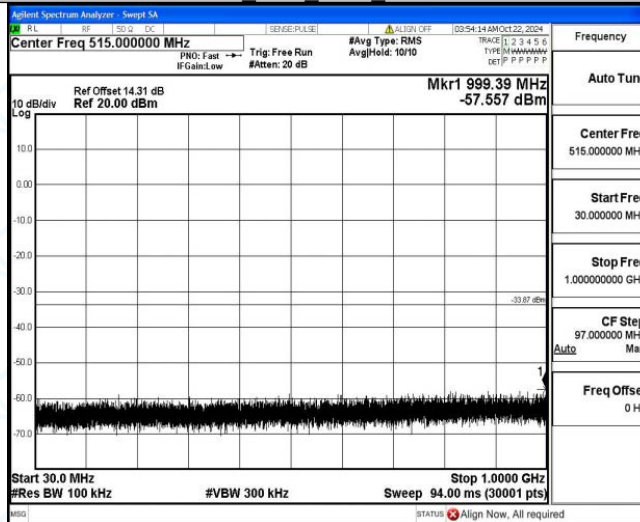




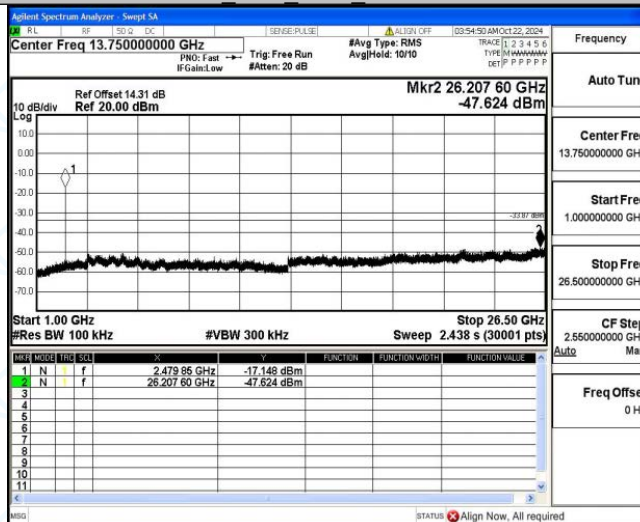
2DH5 Ant1 2480 0~Reference



2DH5 Ant1 2480 30~1000



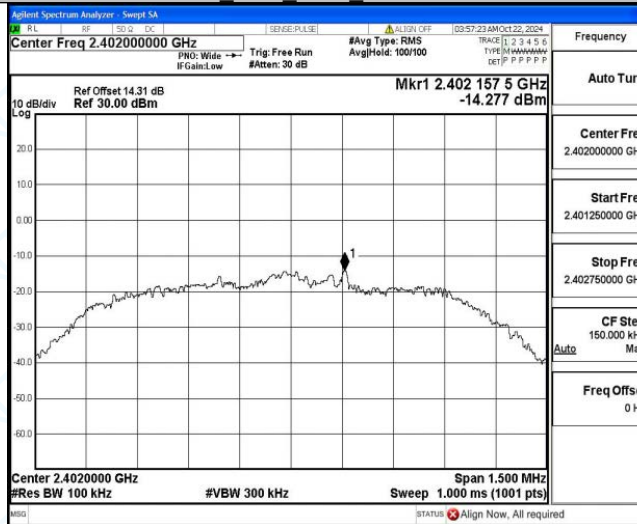
2DH5 Ant1 2480 1000~26500



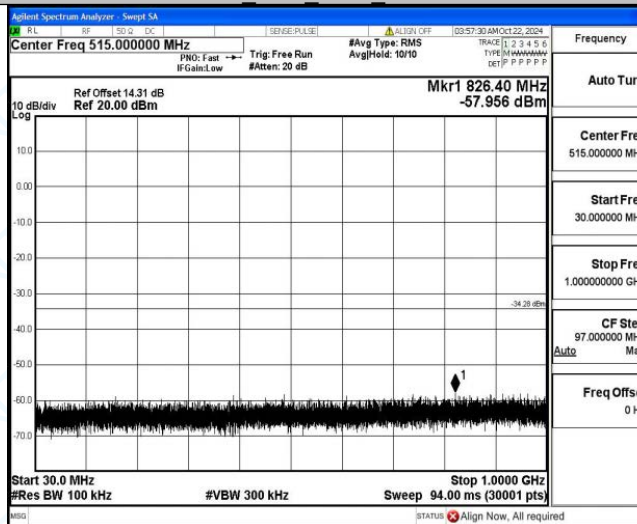




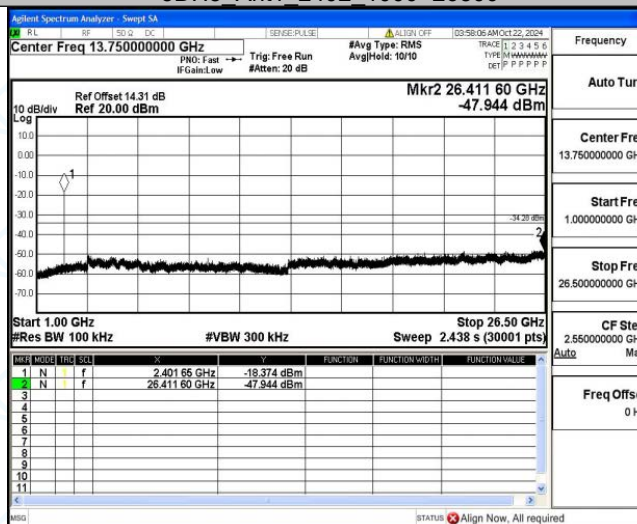
3DH5 Ant1 2402 0~Reference



3DH5 Ant1 2402 30~1000

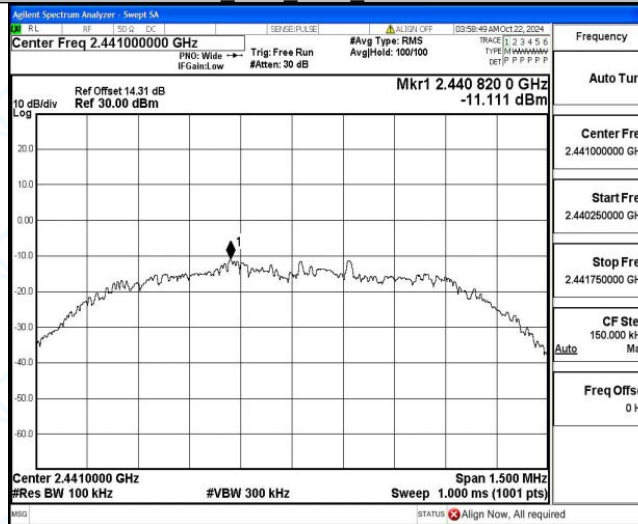


3DH5 Ant1 2402 1000~26500

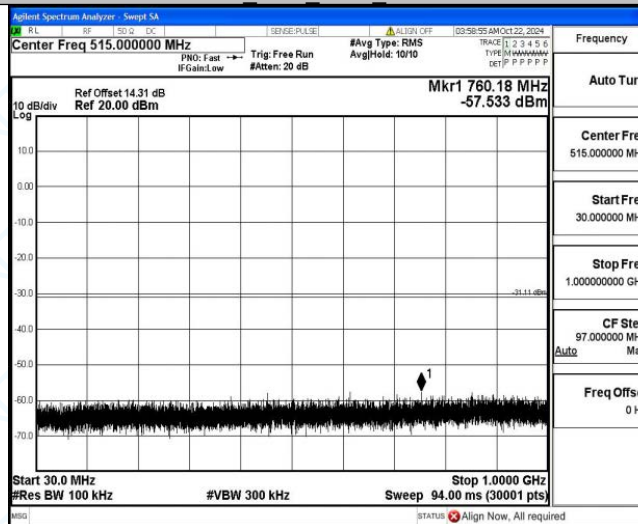




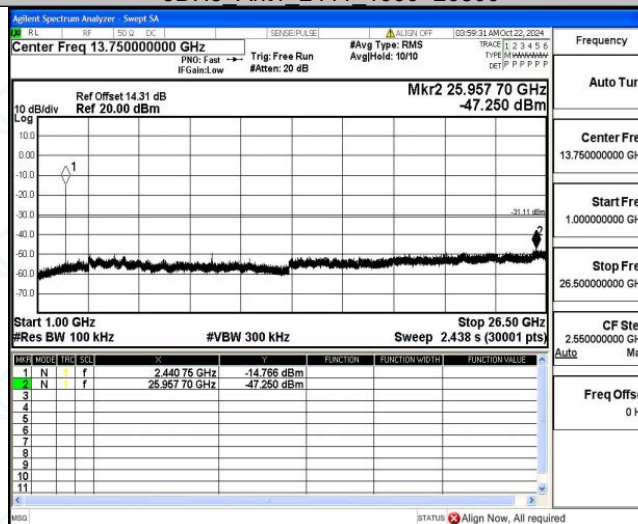
3DH5 Ant1 2441 0~Reference



3DH5 Ant1 2441 30~1000

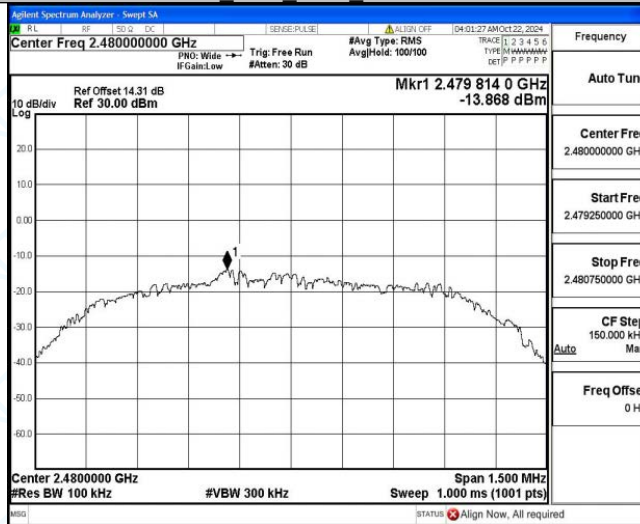


3DH5 Ant1 2441 1000~26500

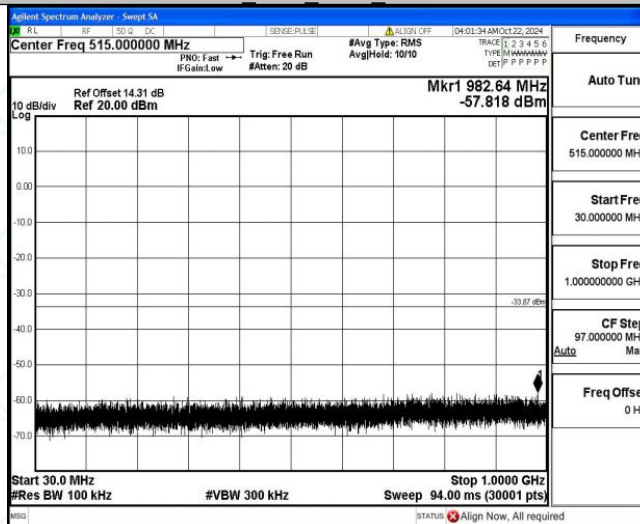




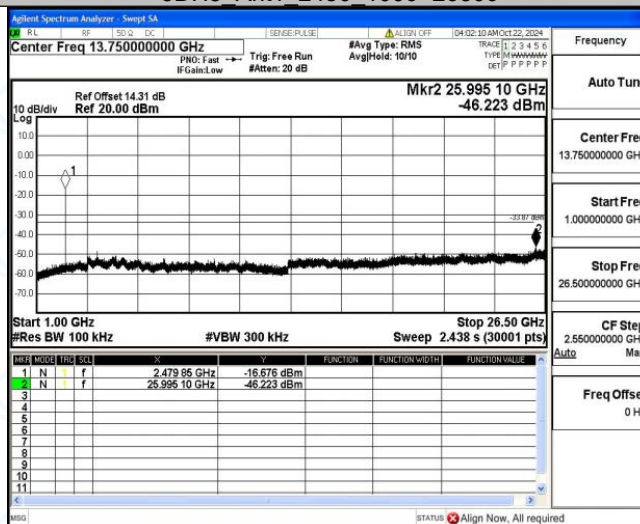
3DH5 Ant1 2480 0~Reference



3DH5 Ant1 2480 30~1000



3DH5 Ant1 2480 1000~26500



The End Report

Dongguan DN Testing Co., Ltd.

Add: No. 1, West Fourth Street, Xingfa South Road, Wusha Community, Chang 'an Town, Dongguan City, Guangdong P.R.China

Web: www.dn-testing.com

Tel:+86-769-88087383

E-mail: service@dn-testing.com