

## II.1 Powerline Conducted Emission Measurement

Test Mode #1



FRONT VIEW



BACK VIEW

Test Mode #9



FRONT VIEW



BACK VIEW

## **II.2 Radiated Measurement at Chamber Radiated Emissions Measurement**

For Frequency Range 30 – 1000MHz

Test Mode #1



FRONT VIEW



BACK VIEW

Test Mode #9



FRONT VIEW




BACK VIEW

Frequency Range Above 1GHz

Test Mode #1




FRONT VIEW




BACK VIEW

Test Mode #9



FRONT VIEW



BACK VIEW

### Partner System

