

EUT External Photos

*Figure 1
Case A General Appearance (Top & Side View)*



*Figure 2
Case A General Appearance (Bottom & Side View)*




Figure 3
Case A General Appearance(Front I/O View)



Figure 4
Case A General Appearance (Back I/O View)



*Figure 5
Case B General Appearance (Top & Side View)*



*Figure 6
Case B General Appearance (Bottom & Side View)*




Figure 7
Case B General Appearance(Front I/O View)



Figure 8
Case B General Appearance (Back I/O View)



Figure 9
VESA Mount




Figure 10
Stand



Figure 11
(APD, M/N: DA-90J19) AC Adapter (Front View)



Figure 12
(APD, M/N: DA-90J19) AC Adapter (Back & Side View)



Figure 13
(APD, M/N: DA-90J19) AC Adapter (Label View)



Figure 14
(APD, M/N: DA-90J19) AC Adapter (AC Power Cord)



Figure 15
(FSP, M/N: FSP120-ABBN3) AC Adapter (Front & Side View)



Figure 16
(FSP, M/N: FSP120-ABBN3) AC Adapter (Back & Side View)

