




1. LIQUID DEPTH PHOTOS




Photograph of the depth in the Head Phantom (835MHz, 15.2cm depth)




Photograph of the depth in the Body Phantom (835MHz, 15.3cm depth)




Photograph of the depth in the Head Phantom (1900MHz, 15.1cm depth)




Photograph of the depth in the Body Phantom (1900MHz, 15.3cm depth)




Photograph of the depth in the Head Phantom (2450MHz, 15.2cm depth)



Photograph of the depth in the Body Phantom (2450MHz, 15.4cm depth)




Photograph of the depth in the Head Phantom (5000MHz, 15.2cm depth)




Photograph of the depth in the Body Phantom (5000MHz, 15.3cm depth)

2. TEST SETUP PHOTOS



Left cheek



Left tilted



Right cheek



Right tilted



Back side 0mm



Left side 0mm



Right side 0mm



Top side 0mm



Bottom side 0mm

3. EXTERNAL PHOTOS OF THE EUT



Front side



Back side