

Appendix C

RF Test Data for 2.4G WIFI (Conducted Measurement)

Product Name: Tablet PC

Trade Mark: Acer

Test Model: Acer One 7 4G

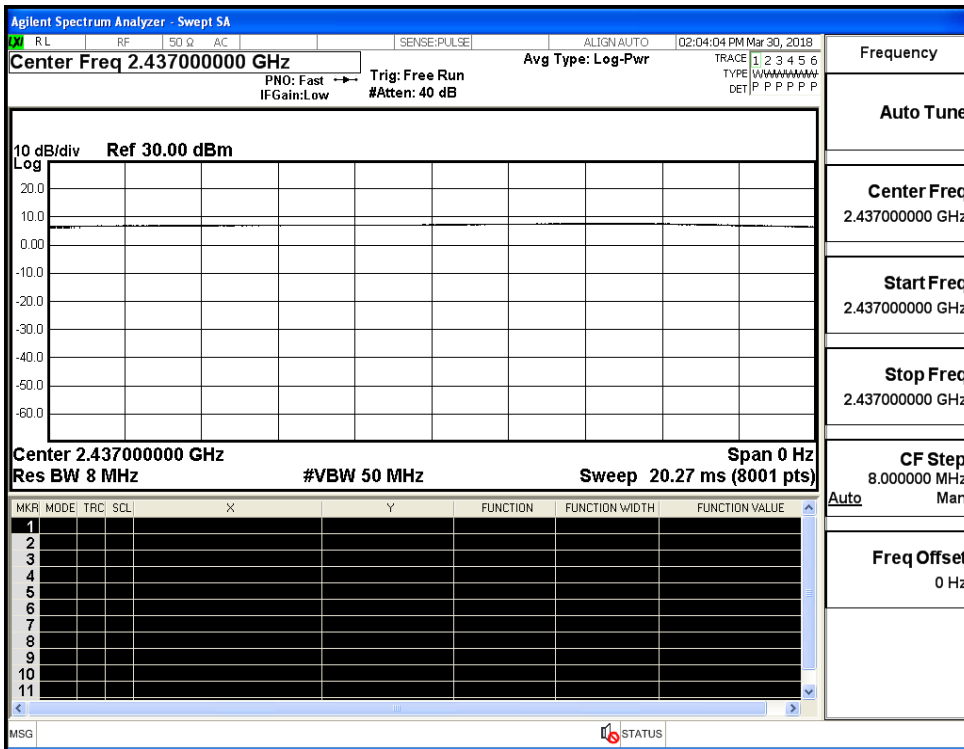
Environmental Conditions

Temperature:	22.3 ° C
Relative Humidity:	52.6%
ATM Pressure:	100.0 kPa
Test Engineer:	WILSON HONG
Supervised by:	Dick.Su

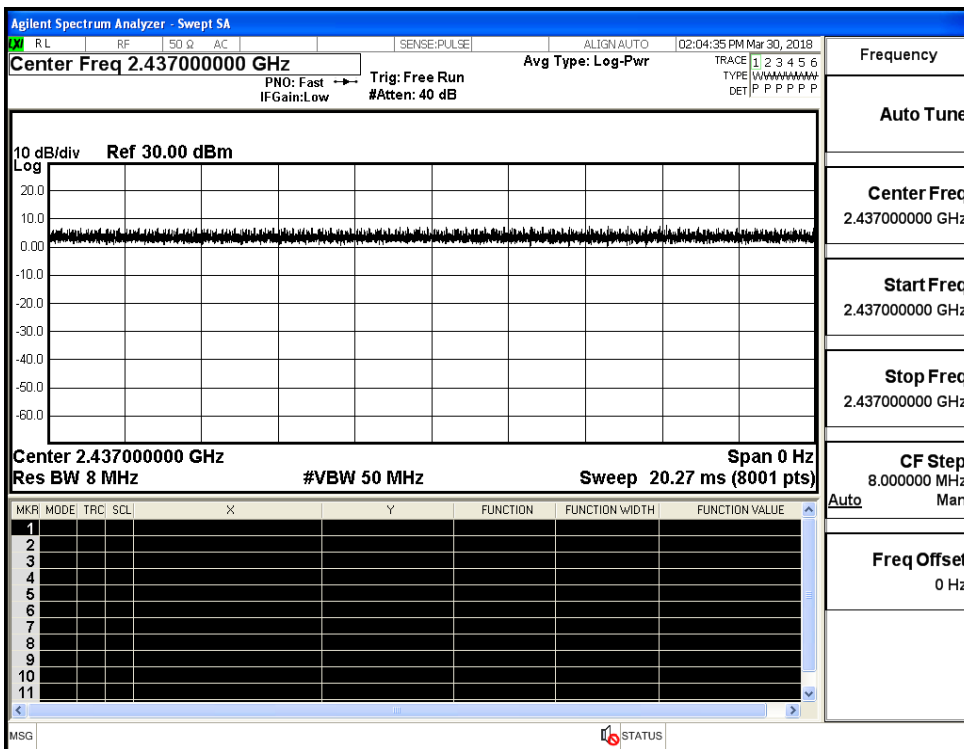
C.1 Duty Cycle

Test Mode	Test Channel	Ant	Duty Cycle[%]	Verdict
11B	2437	Ant1	100	PASS
11G	2437	Ant1	100	PASS
11N20SISO	2437	Ant1	100	PASS
11N40SISO	2437	Ant1	100	PASS

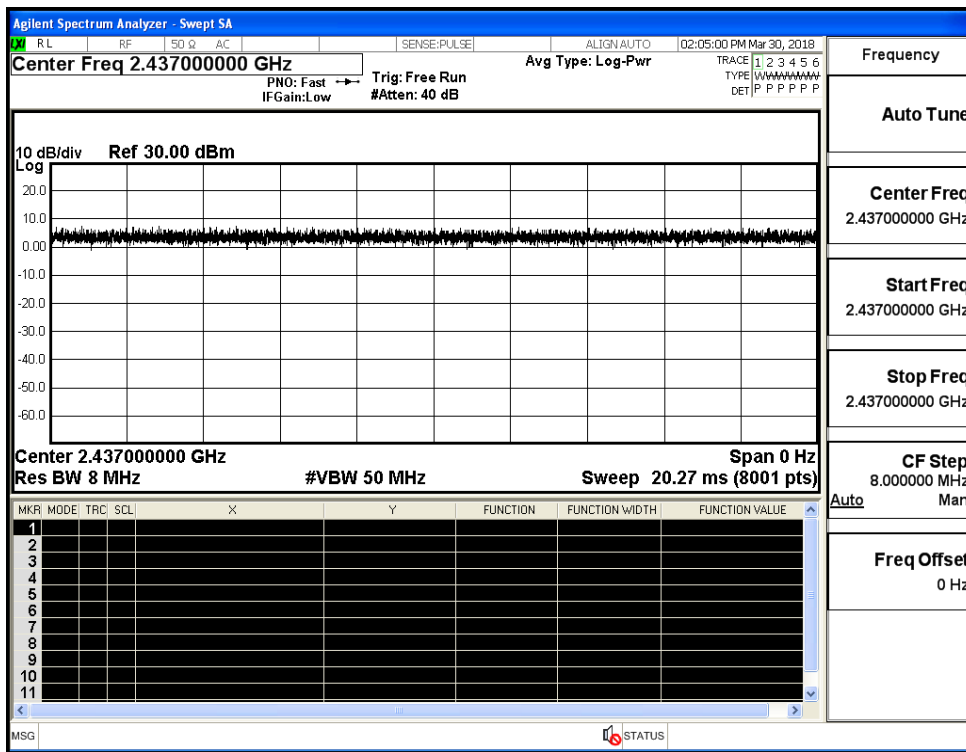
Duty Cycle_11B_2437_Ant1



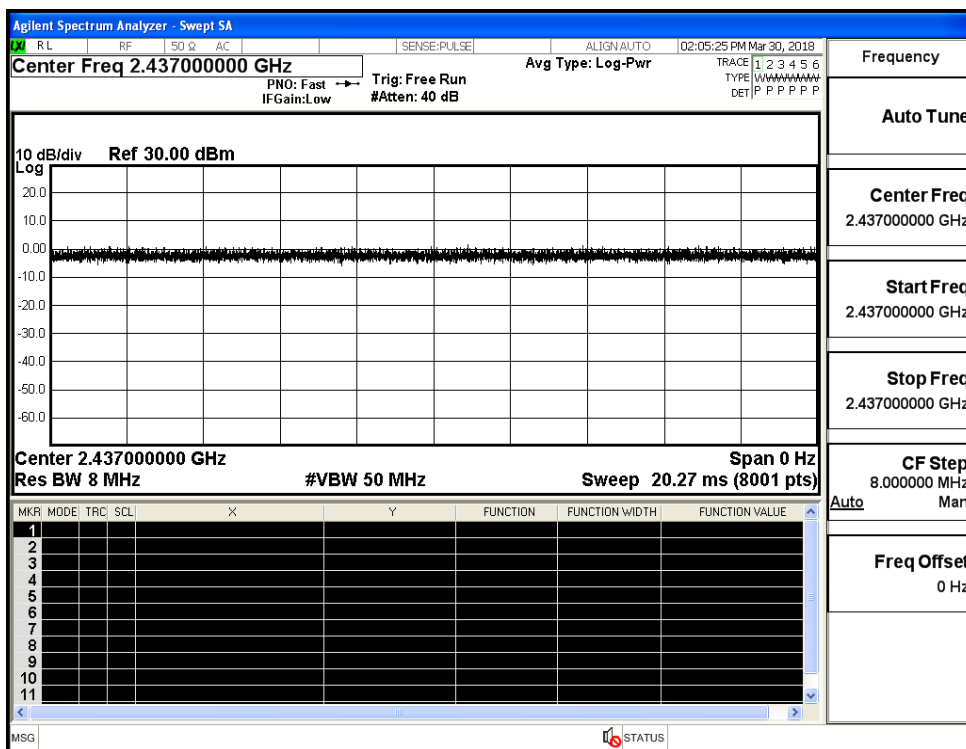
Duty Cycle_11G_2437_Ant1



Duty Cycle_11N20SISO_2437_Ant1

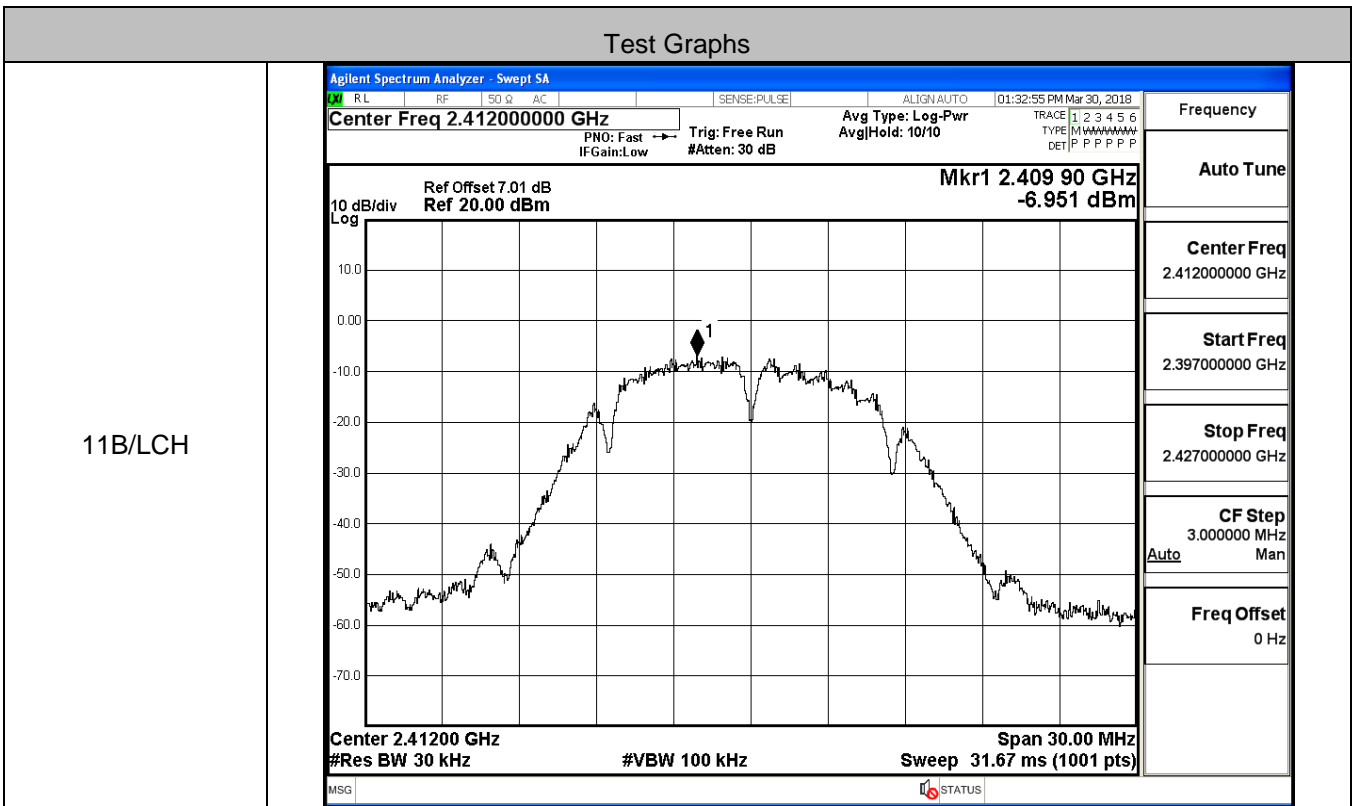


Duty Cycle_11N40SISO_2437_Ant1

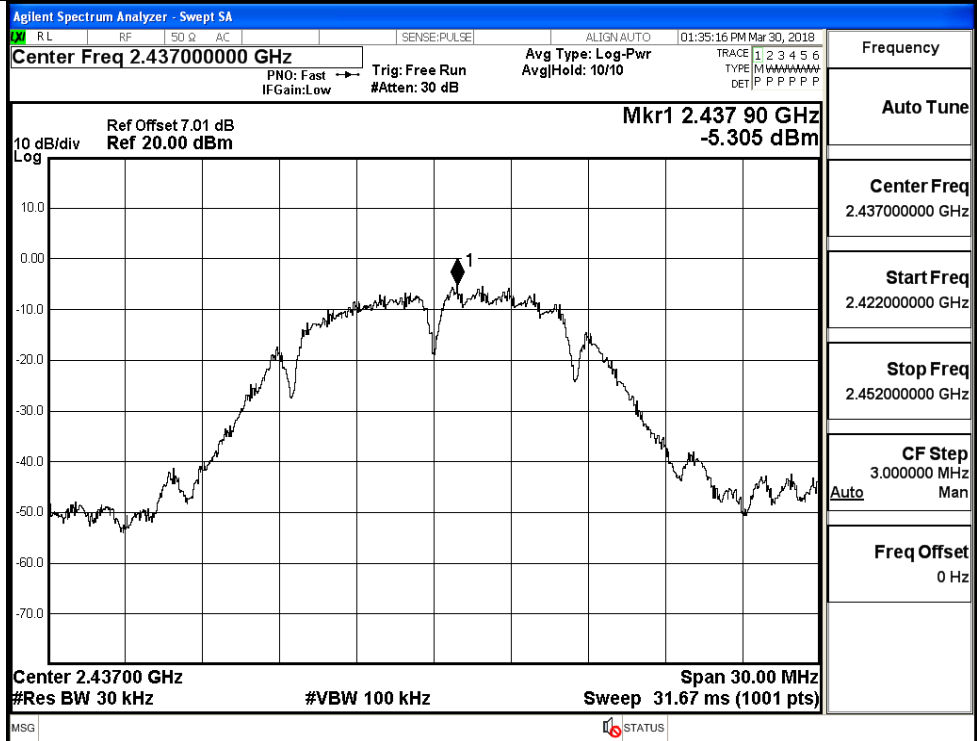


C.2 Maximum Power Spectral Density

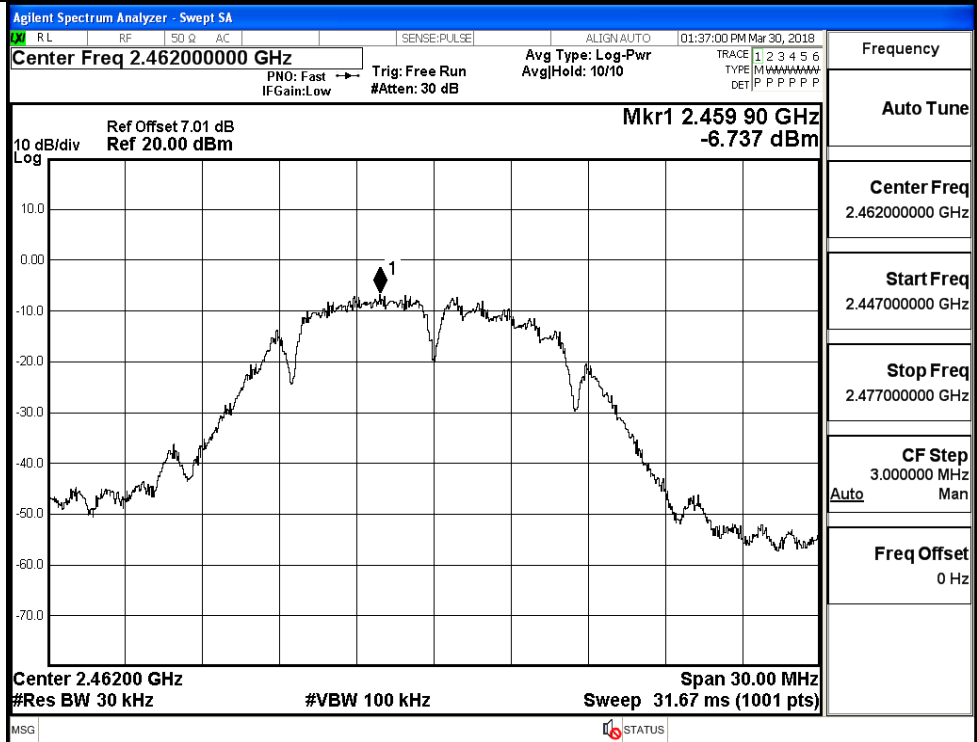
Mode	Channel	Meas.Level [dBm/30KHz]	Limit [dBm/3KHz]	Verdict
11B	LCH	-6.951	8	PASS
	MCH	-5.305	8	PASS
	HCH	-6.737	8	PASS
11G	LCH	-8.411	8	PASS
	MCH	-8.454	8	PASS
	HCH	-9.187	8	PASS
11N20SISO	LCH	-9.086	8	PASS
	MCH	-8.585	8	PASS
	HCH	-8.804	8	PASS
11N40SISO	LCH	-12.199	8	PASS
	MCH	-10.604	8	PASS
	HCH	-10.492	8	PASS



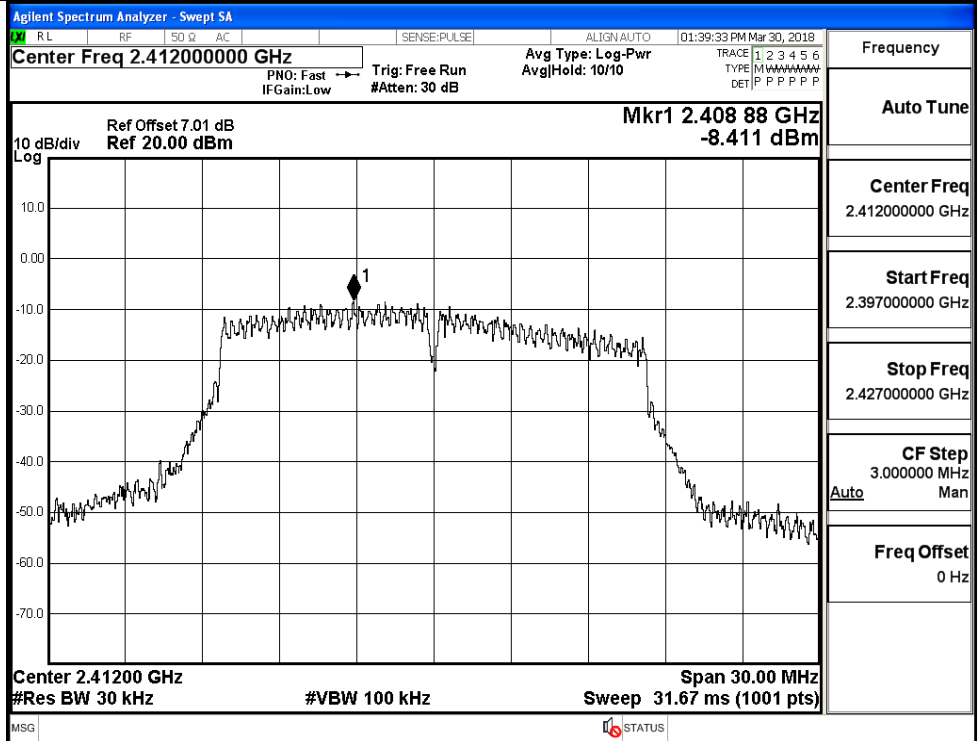
11B/MCH



11B/HCH

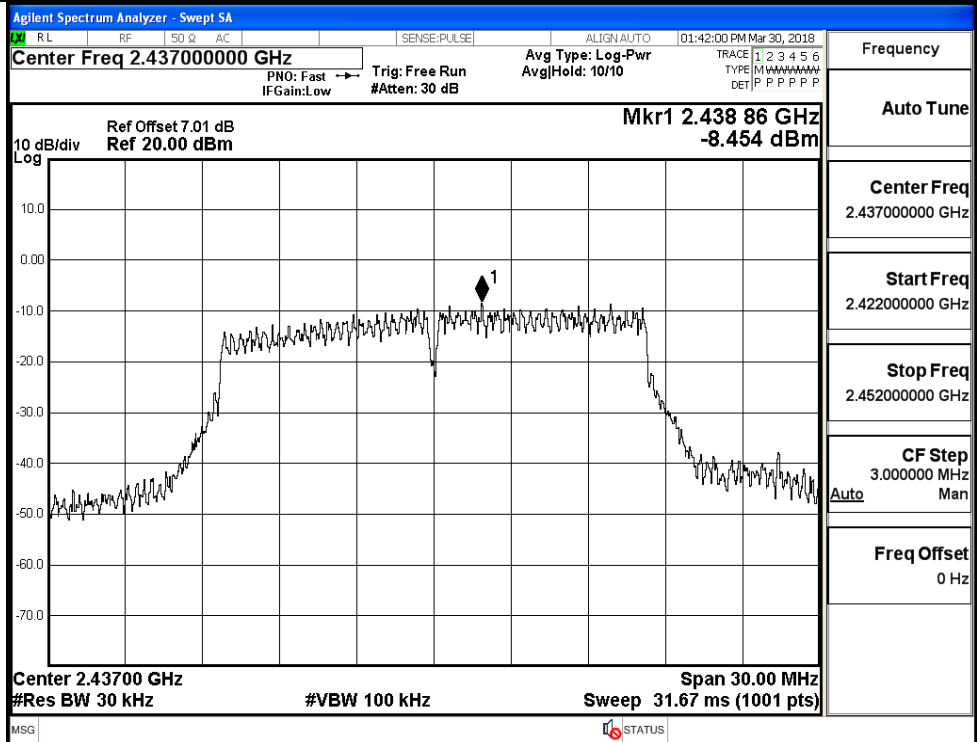


11G/LCH



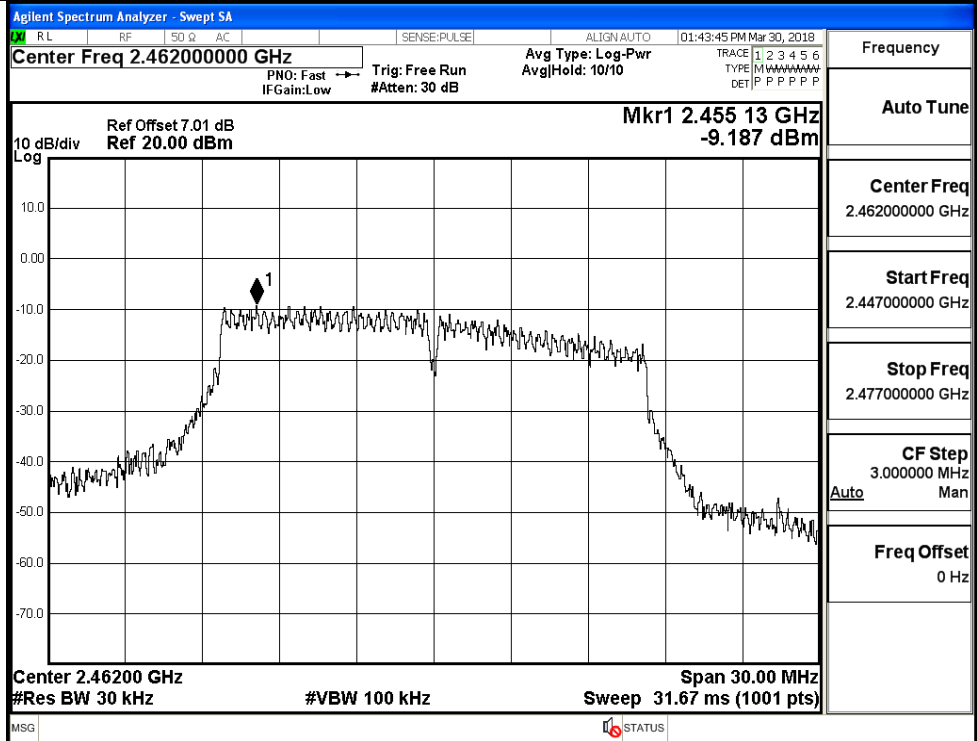
Frequency
Auto Tune
Center Freq 2.41200000 GHz
Start Freq 2.397000000 GHz
Stop Freq 2.427000000 GHz
CF Step 3.000000 MHz Auto Man
Freq Offset 0 Hz

11G/MCH

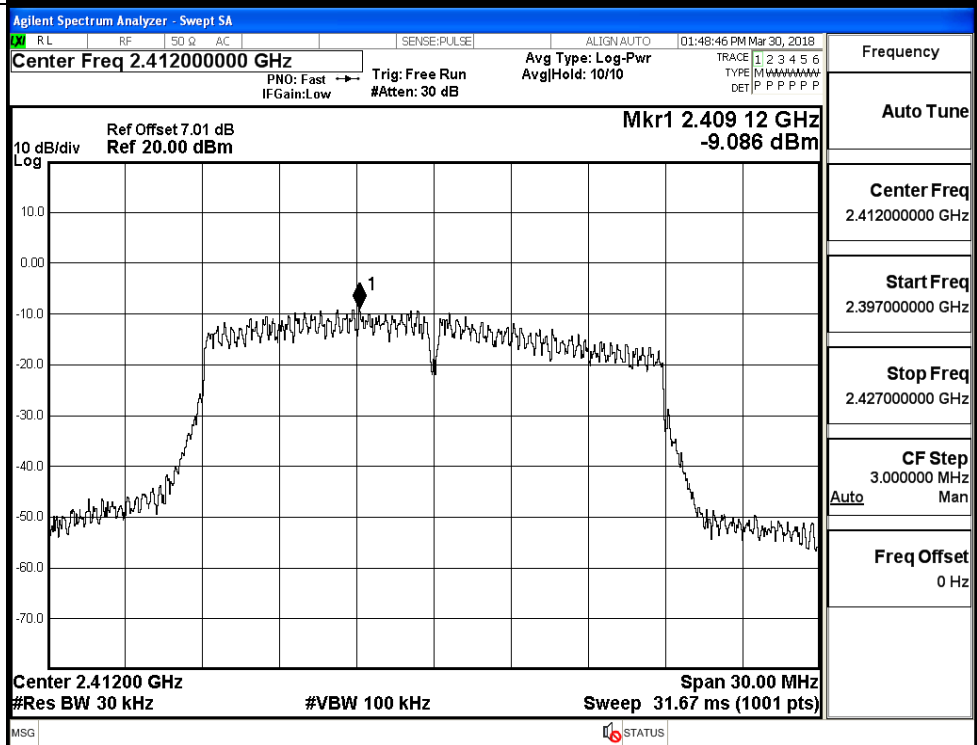


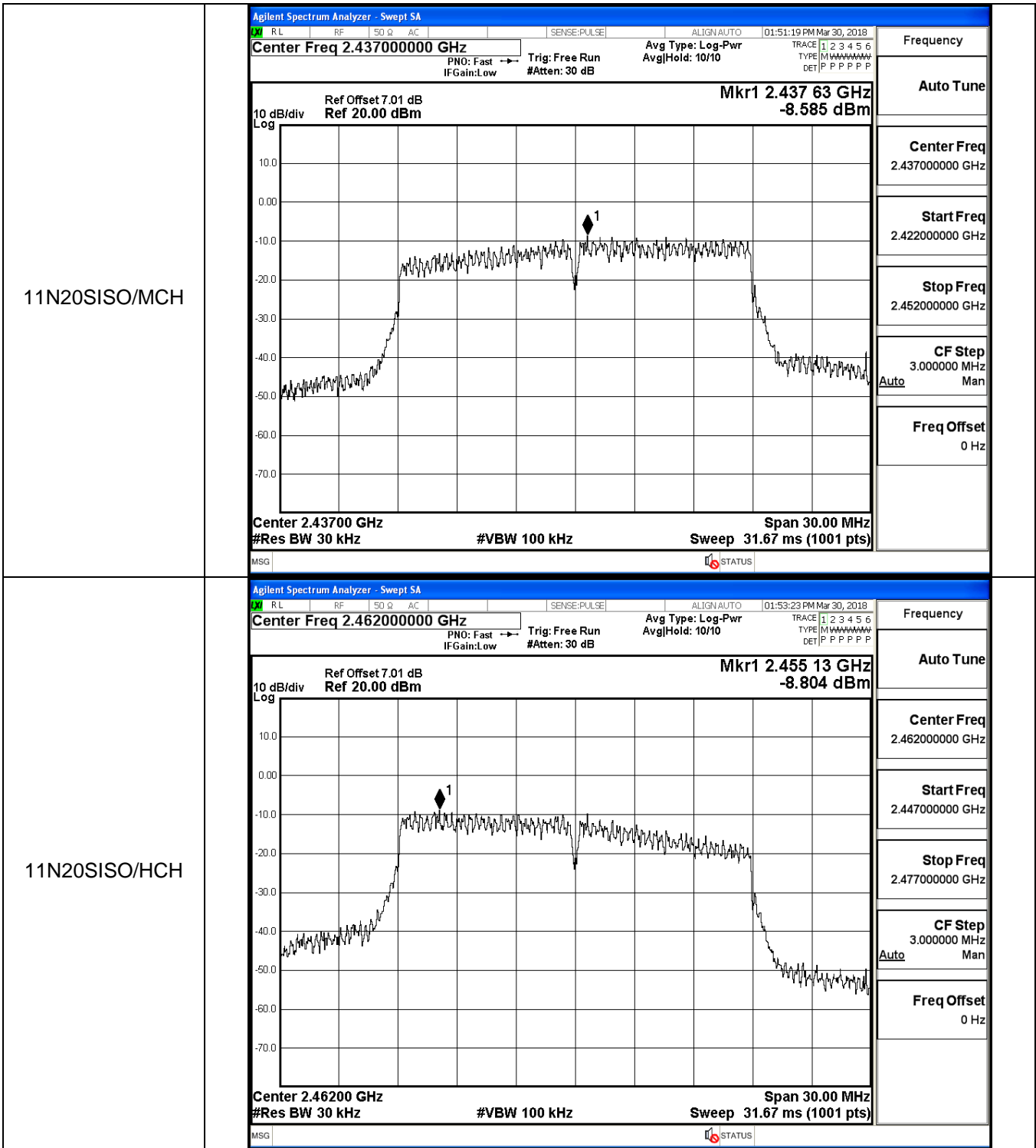
Frequency
Auto Tune
Center Freq 2.437000000 GHz
Start Freq 2.422000000 GHz
Stop Freq 2.452000000 GHz
CF Step 3.000000 MHz Auto Man
Freq Offset 0 Hz

11G/HCH

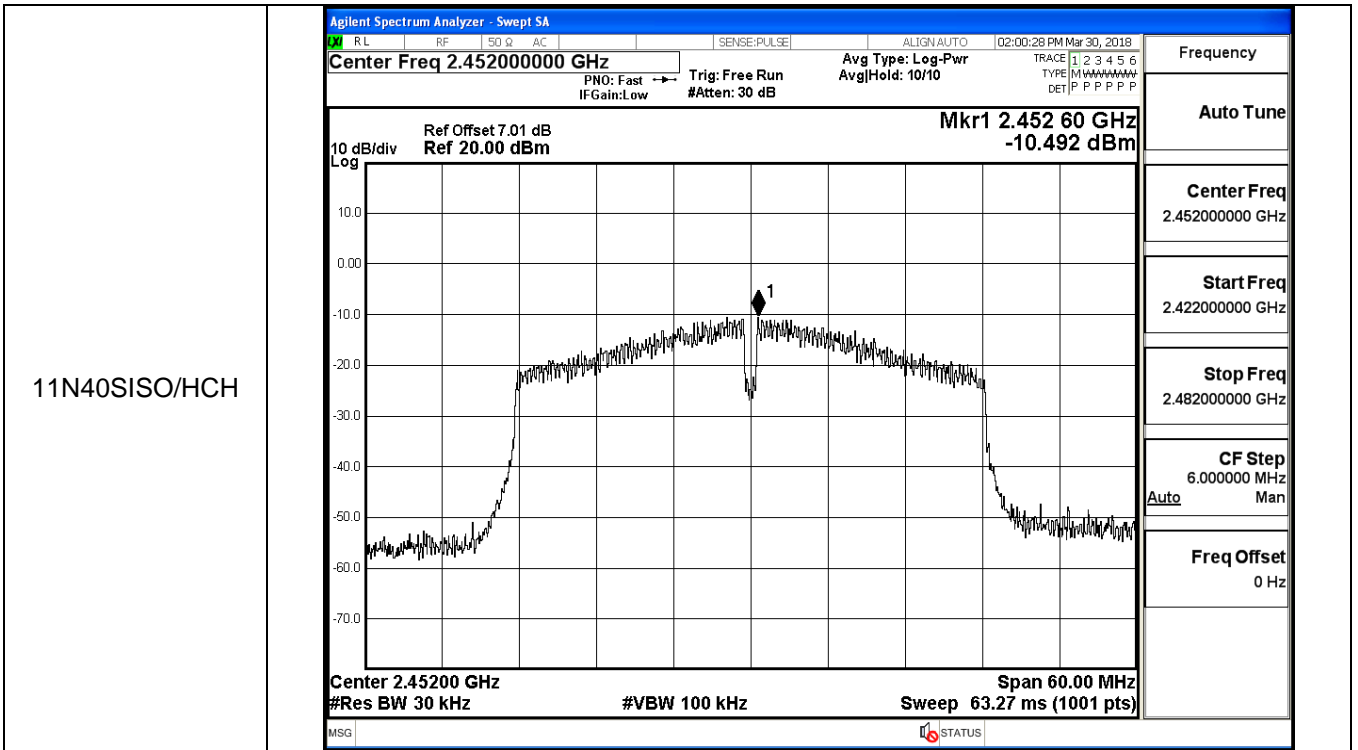


11N20SISO/LCH



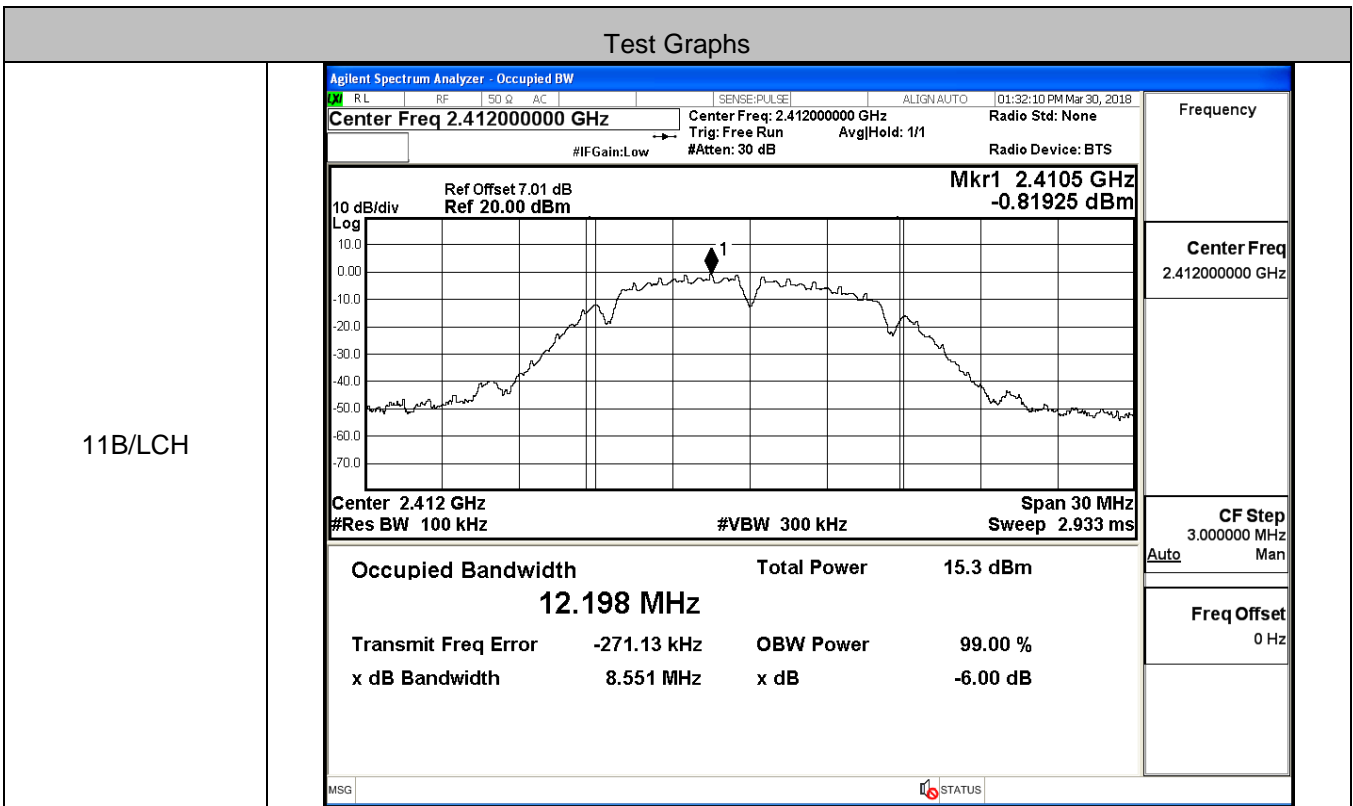


<p>11N40SISO/LCH</p>	<p>Agilent Spectrum Analyzer - Swept SA</p> <p>Center Freq 2.42200000 GHz</p> <p>Mkr1 2.40886 GHz -12.199 dBm</p> <p>Center 2.42200 GHz #Res BW 30 kHz</p> <p>Span 60.00 MHz Sweep 63.27 ms (1001 pts)</p>	<p>Frequency</p> <p>Auto Tune</p> <p>Center Freq 2.42200000 GHz</p> <p>Start Freq 2.39200000 GHz</p> <p>Stop Freq 2.45200000 GHz</p> <p>CF Step 6.000000 MHz Auto Man</p> <p>Freq Offset 0 Hz</p>
<p>11N40SISO/MCH</p>	<p>Agilent Spectrum Analyzer - Swept SA</p> <p>Center Freq 2.43700000 GHz</p> <p>Mkr1 2.45038 GHz -10.604 dBm</p> <p>Center 2.43700 GHz #Res BW 30 kHz</p> <p>Span 60.00 MHz Sweep 63.27 ms (1001 pts)</p>	<p>Frequency</p> <p>Auto Tune</p> <p>Center Freq 2.43700000 GHz</p> <p>Start Freq 2.40700000 GHz</p> <p>Stop Freq 2.46700000 GHz</p> <p>CF Step 6.000000 MHz Auto Man</p> <p>Freq Offset 0 Hz</p>

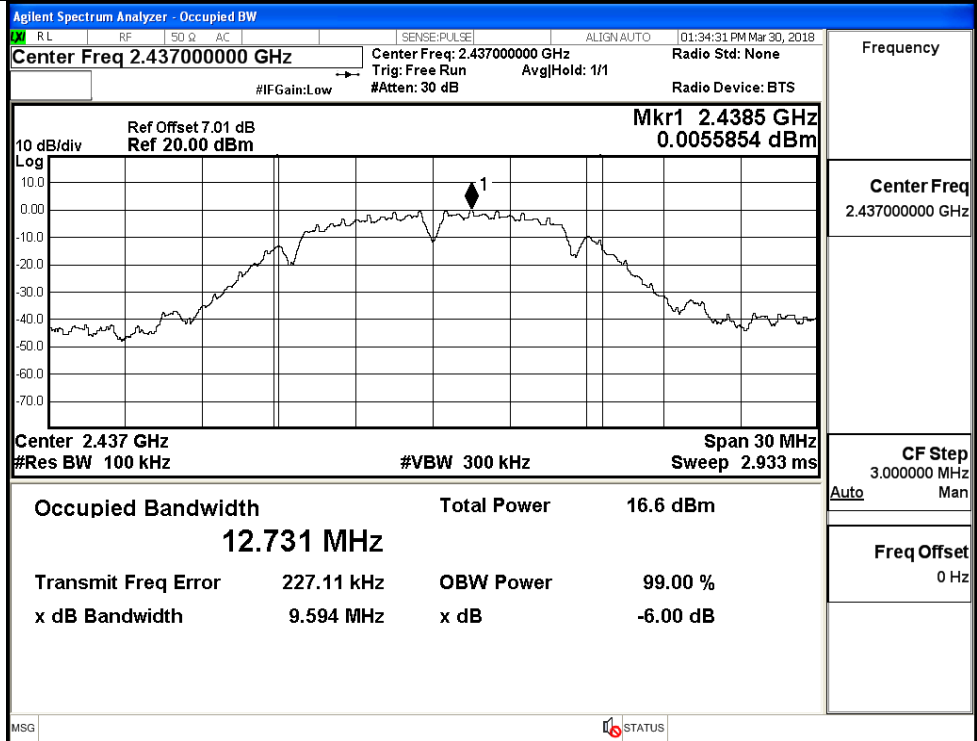


C.3 6dB Bandwidth

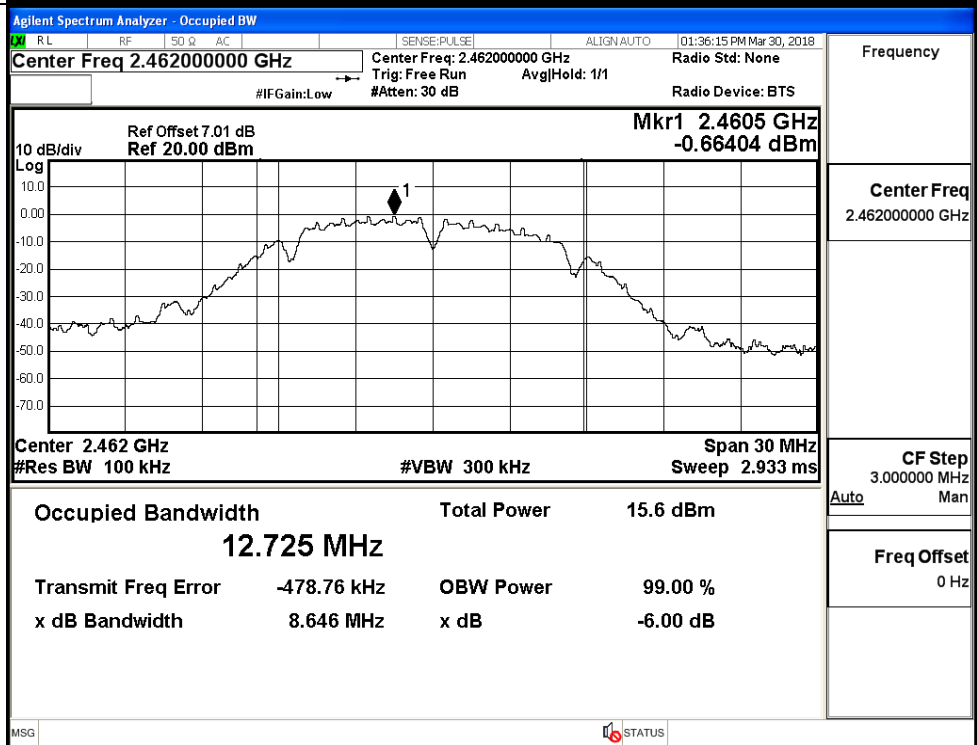
Mode	Channel	6dB Bandwidth [MHz]	Limit [MHz]	Verdict
11B	LCH	8.551	≥0.5	PASS
	MCH	9.594	≥0.5	PASS
	HCH	8.646	≥0.5	PASS
11G	LCH	15.11	≥0.5	PASS
	MCH	16.45	≥0.5	PASS
	HCH	13.60	≥0.5	PASS
11N20SISO	LCH	14.21	≥0.5	PASS
	MCH	17.70	≥0.5	PASS
	HCH	12.72	≥0.5	PASS
11N40SISO	LCH	36.39	≥0.5	PASS
	MCH	22.98	≥0.5	PASS
	HCH	21.42	≥0.5	PASS



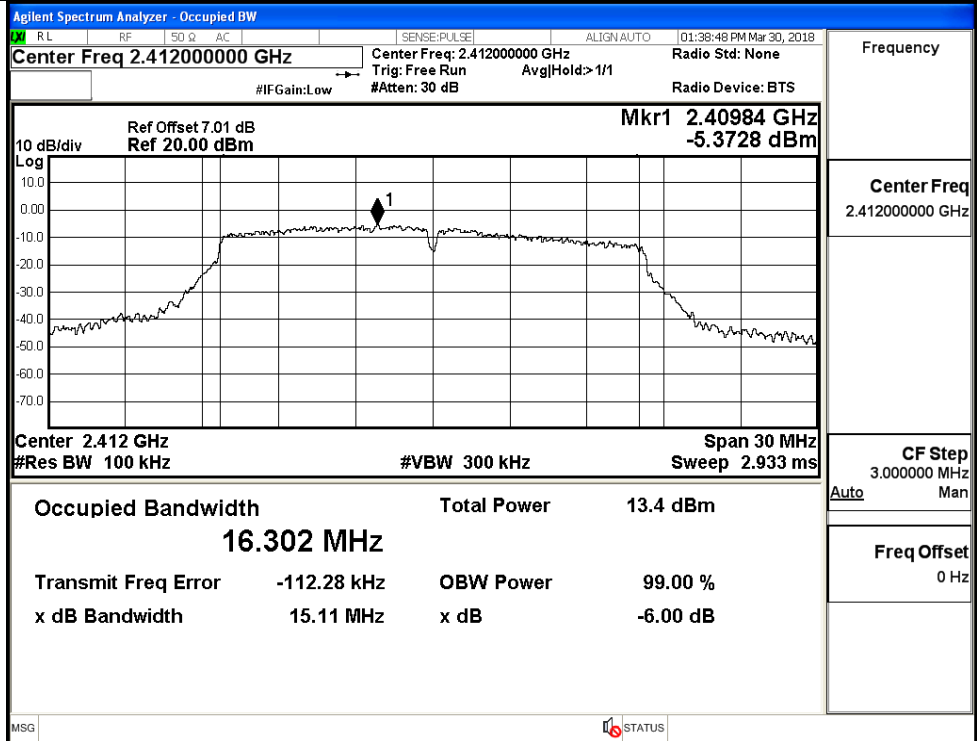
11B/MCH



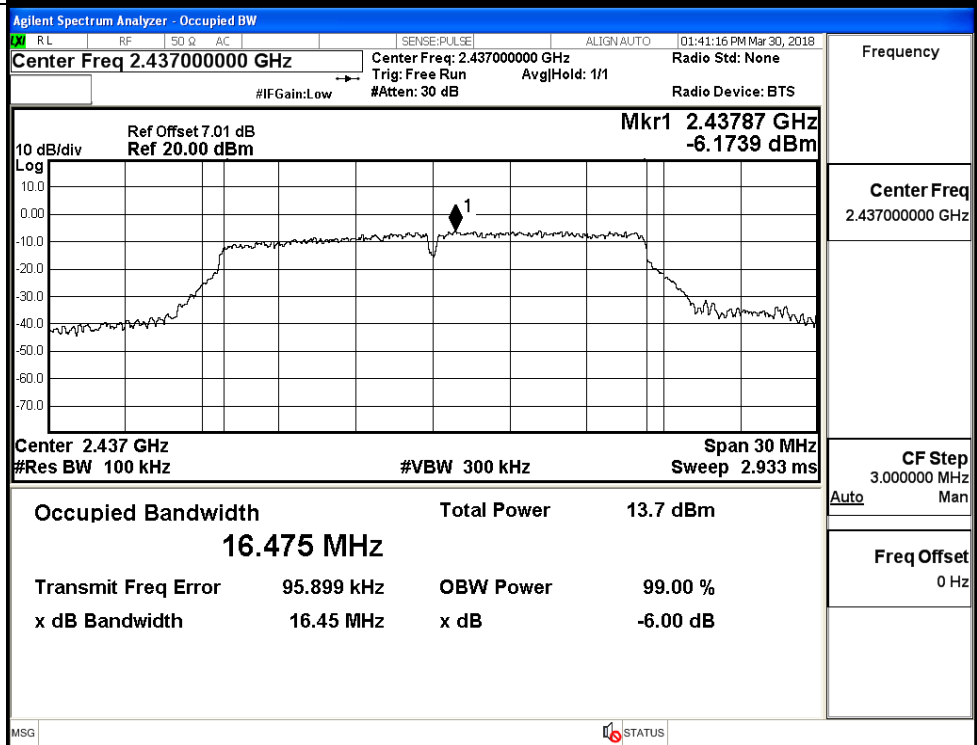
11B/HCH



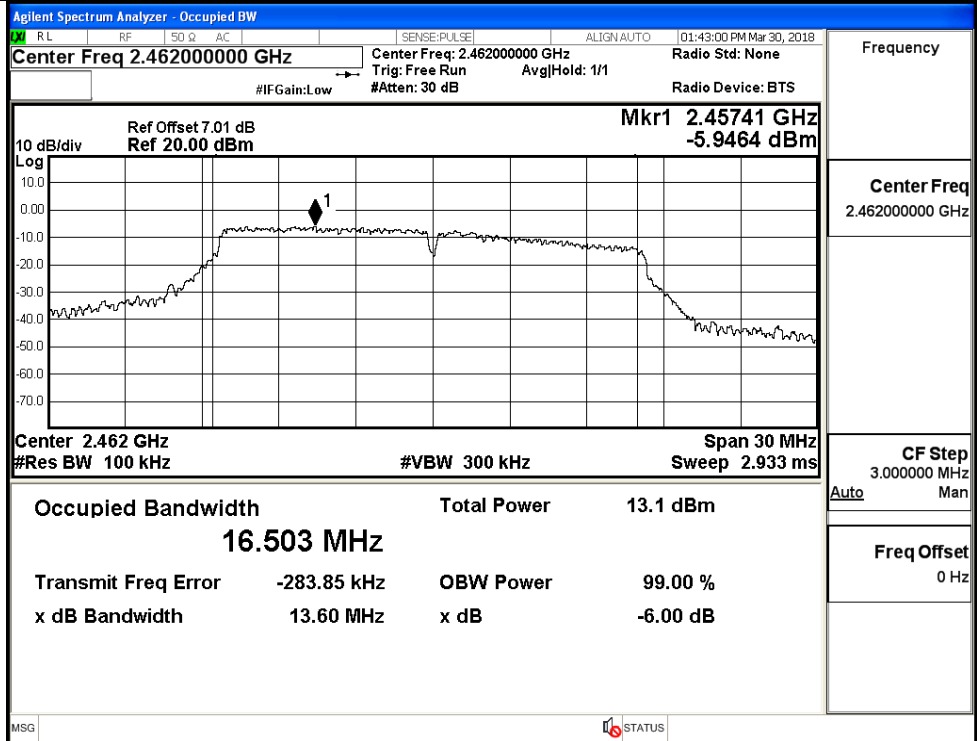
11G/LCH



11G/MCH

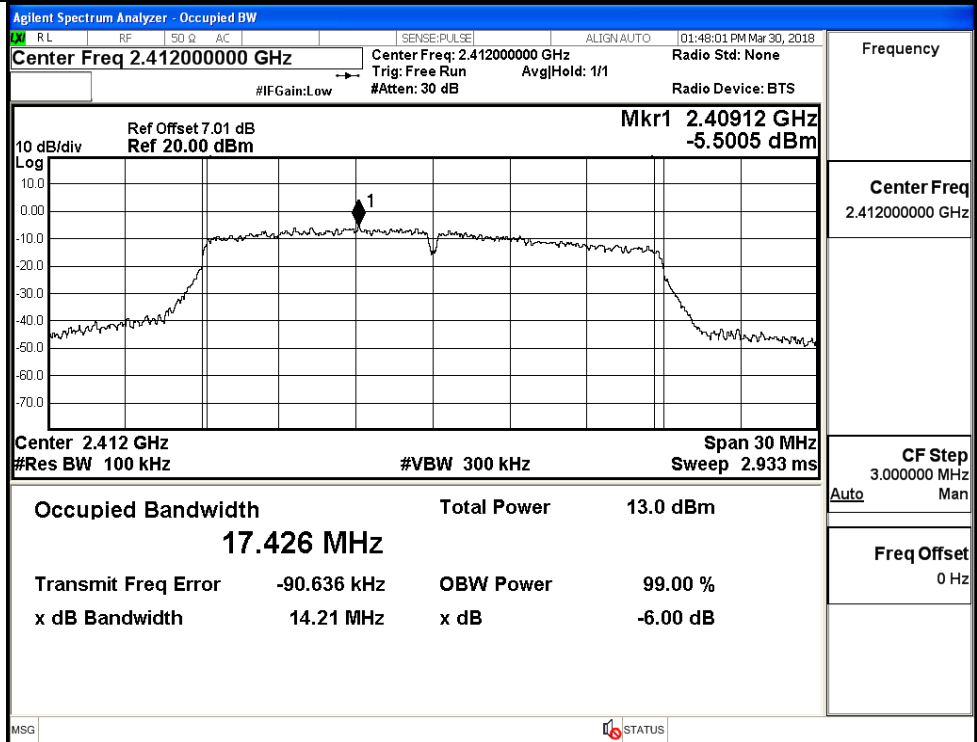


11G/HCH



Frequency	2.46200000 GHz
Center Freq	2.46200000 GHz
CF Step	3.000000 MHz
Auto	Man
Freq Offset	0 Hz

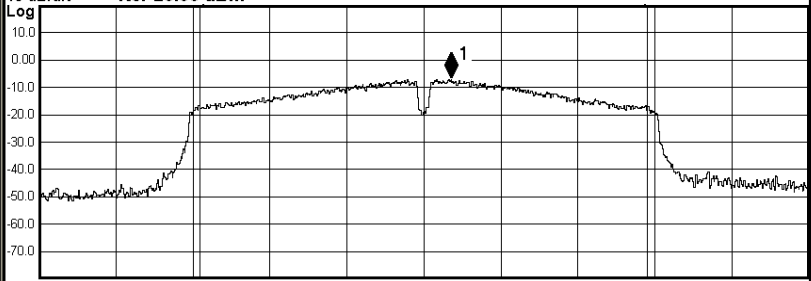
11N20SISO/LCH



Frequency	2.41200000 GHz
Center Freq	2.41200000 GHz
CF Step	3.000000 MHz
Auto	Man
Freq Offset	0 Hz

<p>11N20SISO/MCH</p>	<p>Agilent Spectrum Analyzer - Occupied BW</p> <p>Center Freq 2.43700000 GHz</p> <p>Mkr1 2.44537 GHz -6.1207 dBm</p> <p>Center 2.437 GHz #Res BW 100 kHz</p> <p>#VBW 300 kHz</p> <p>Span 30 MHz Sweep 2.933 ms</p> <p>Occupied Bandwidth 17.629 MHz</p> <p>Total Power 13.7 dBm</p> <p>Transmit Freq Error 100.49 kHz</p> <p>OBW Power 99.00 %</p> <p>x dB Bandwidth 17.70 MHz</p> <p>x dB -6.00 dB</p> <p>Center Freq 2.43700000 GHz</p> <p>CF Step 3.000000 MHz</p> <p>Freq Offset 0 Hz</p>
<p>11N20SISO/HCH</p>	<p>Agilent Spectrum Analyzer - Occupied BW</p> <p>Center Freq 2.46200000 GHz</p> <p>Mkr1 2.45912 GHz -5.6805 dBm</p> <p>Center 2.462 GHz #Res BW 100 kHz</p> <p>#VBW 300 kHz</p> <p>Span 30 MHz Sweep 2.933 ms</p> <p>Occupied Bandwidth 17.481 MHz</p> <p>Total Power 12.9 dBm</p> <p>Transmit Freq Error -181.71 kHz</p> <p>OBW Power 99.00 %</p> <p>x dB Bandwidth 12.72 MHz</p> <p>x dB -6.00 dB</p> <p>Center Freq 2.46200000 GHz</p> <p>CF Step 3.000000 MHz</p> <p>Freq Offset 0 Hz</p>

<p>11N40SISO/LCH</p>	<p>Agilent Spectrum Analyzer - Occupied BW</p> <p>Center Freq 2.42200000 GHz</p> <p>Center Freq: 2.42200000 GHz Trig: Free Run #IFGain: Low #Atten: 30 dB</p> <p>Radio Std: None Radio Device: BTS</p> <p>10 dB/div Ref Offset 7.01 dB Ref 20.00 dBm</p> <p>Mkr1 2.4076 GHz -9.2685 dBm</p> <p>Center 2.422 GHz #Res BW 100 kHz #VBW 300 kHz Span 60 MHz Sweep 5.8 ms</p> <p>Occupied Bandwidth 36.109 MHz Total Power 12.8 dBm</p> <p>Transmit Freq Error -63.894 kHz OBW Power 99.00 % x dB Bandwidth 36.39 MHz x dB -6.00 dB</p>	<p>Frequency</p> <p>Center Freq 2.42200000 GHz</p> <p>CF Step 6.000000 MHz Auto Man</p> <p>Freq Offset 0 Hz</p>
<p>11N40SISO/MCH</p>	<p>Agilent Spectrum Analyzer - Occupied BW</p> <p>Center Freq 2.43700000 GHz</p> <p>Center Freq: 2.43700000 GHz Trig: Free Run #IFGain: Low #Atten: 30 dB</p> <p>Radio Std: None Radio Device: BTS</p> <p>10 dB/div Ref Offset 7.01 dB Ref 20.00 dBm</p> <p>Mkr1 2.45038 GHz -7.6214 dBm</p> <p>Center 2.437 GHz #Res BW 100 kHz #VBW 300 kHz Span 60 MHz Sweep 5.8 ms</p> <p>Occupied Bandwidth 35.861 MHz Total Power 13.1 dBm</p> <p>Transmit Freq Error 225.44 kHz OBW Power 99.00 % x dB Bandwidth 22.98 MHz x dB -6.00 dB</p>	<p>Frequency</p> <p>Center Freq 2.43700000 GHz</p> <p>CF Step 6.000000 MHz Auto Man</p> <p>Freq Offset 0 Hz</p>

11N40SISO/HCH	Agilent Spectrum Analyzer - Occupied BW			RL	RF	50 Ω	AC	SENSE:PULSE	ALIGN:AUTO	01:59:43 PM Mar 30, 2018	
	Center Freq 2.45200000 GHz			Center Freq: 2.45200000 GHz			Radio Std: None			Frequency	
	#IFGain:Low			Trig: Free Run			Avg/Hold: 1/1			Radio Device: BTS	
	#Atten: 30 dB			Mkr1 2.45416 GHz			-7.0193 dBm			Center Freq 2.45200000 GHz	
	Ref Offset 7.01 dB			Ref 20.00 dBm			10 dB/div			Log	
											
Center 2.452 GHz			#Res BW 100 kHz			#VBW 300 kHz			Span 60 MHz		
Sweep 5.8 ms			Occupied Bandwidth			Total Power			13.7 dBm		
34.894 MHz			Transmit Freq Error			-32.141 kHz			OBW Power		
x dB Bandwidth			21.42 MHz			x dB			99.00 %		
-6.00 dB			CF Step			6.000000 MHz			Auto		
Man			Freq Offset			0 Hz					
MSG										STATUS	

C.4 RF Conducted Spurious Emissions

Mode	Channel	Pref [dBm]	Max. Level [dBm]	Limit [dBm]	Verdict
11B	LCH	-1.086	-44.465	-21.086	PASS
	MCH	-0.032	-44.960	-20.032	PASS
	HCH	-0.866	-43.584	-20.866	PASS
11G	LCH	-5.495	-44.700	-25.495	PASS
	MCH	-6.208	-44.592	-26.208	PASS
	HCH	-6.261	-44.201	-26.261	PASS
11N20 SISO	LCH	-5.713	-43.839	-25.713	PASS
	MCH	-6.159	-44.701	-26.159	PASS
	HCH	-5.998	-44.402	-25.998	PASS
11N40 SISO	LCH	-9.352	-43.177	-29.352	PASS
	MCH	-7.629	-44.124	-27.629	PASS
	HCH	-6.962	-44.756	-26.962	PASS

11B_LCH_Graphs

<p>Pref/11B/LCH</p>		<p>Frequency</p> <p>Auto Tune</p> <p>Center Freq 2.412000000 GHz</p> <p>Start Freq 2.392000000 GHz</p> <p>Stop Freq 2.432000000 GHz</p> <p>CF Step 4.000000 MHz Auto Man</p> <p>Freq Offset 0 Hz</p>
	<p>Puw/11B/LCH</p>	

11B_MCH_Graphs

<p>Pref/11B/MCH</p>		<p>Agilent Spectrum Analyzer - Swept SA</p> <p>Center Freq 2.43700000 GHz</p> <p>Frequency</p> <p>Auto Tune</p> <p>Center Freq 2.437000000 GHz</p> <p>Start Freq 2.417000000 GHz</p> <p>Stop Freq 2.457000000 GHz</p> <p>CF Step 4.000000 MHz</p> <p>Freq Offset 0 Hz</p>
		<p>Agilent Spectrum Analyzer - Swept SA</p> <p>Center Freq 13.01500000 GHz</p> <p>Frequency</p> <p>Auto Tune</p> <p>Center Freq 13.015000000 GHz</p> <p>Start Freq 30.000000 MHz</p> <p>Stop Freq 26.000000000 GHz</p> <p>CF Step 2.597000000 GHz</p> <p>Freq Offset 0 Hz</p>

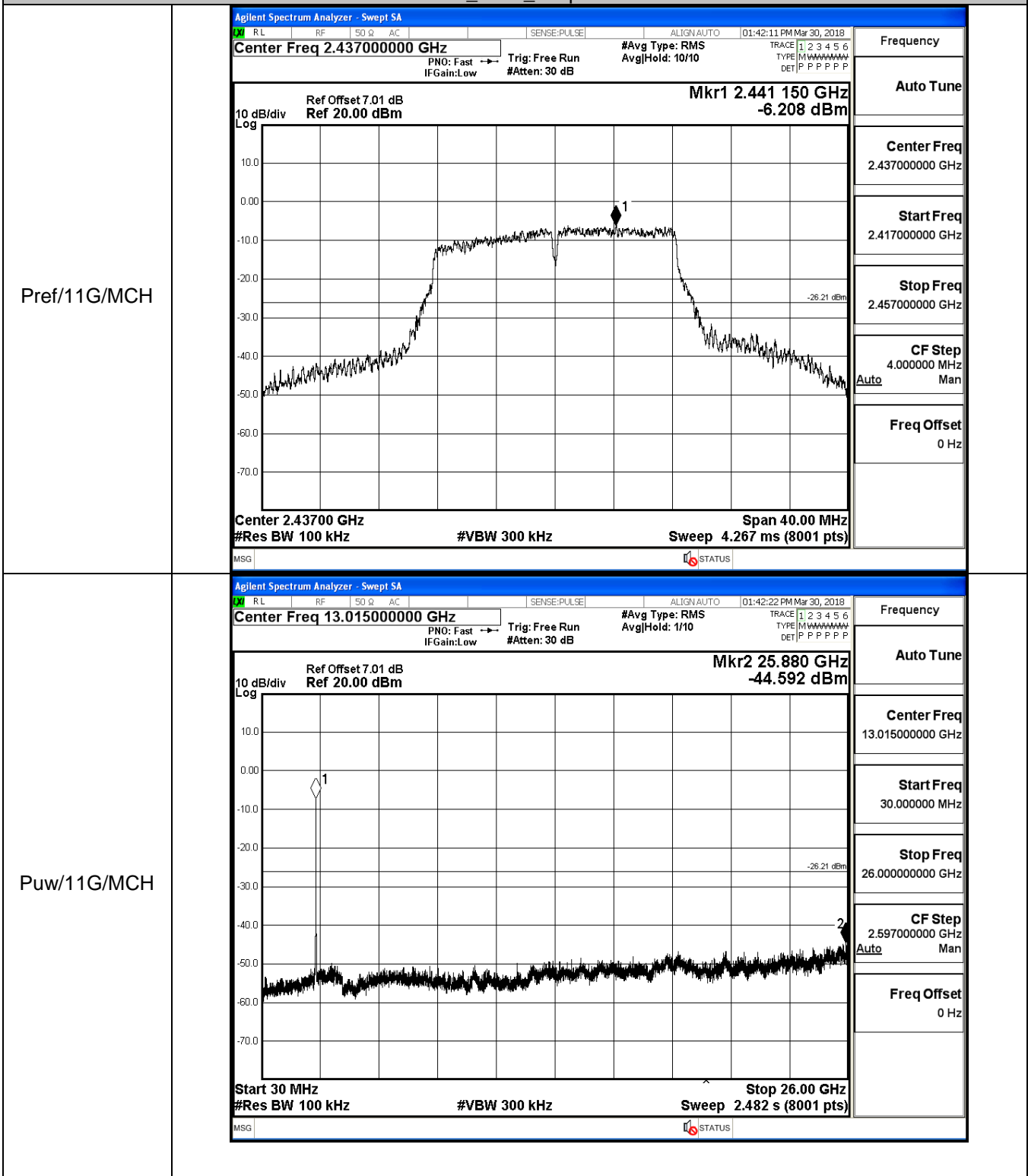
11B_HCH_Graphs

<p>Pref/11B/HCH</p>		<p>Frequency</p> <p>Auto Tune</p> <p>Center Freq 2.462000000 GHz</p> <p>Start Freq 2.442000000 GHz</p> <p>Stop Freq 2.482000000 GHz</p> <p>CF Step 4.000000 MHz Auto Man</p> <p>Freq Offset 0 Hz</p>
	<p>Puw/11B/HCH</p>	

11G_LCH_Graphs

<p>Pref/11G/LCH</p>		<p>Frequency</p> <p>Auto Tune</p> <p>Center Freq 2.412000000 GHz</p> <p>Start Freq 2.392000000 GHz</p> <p>Stop Freq 2.432000000 GHz</p> <p>CF Step 4.000000 MHz Auto Man</p> <p>Freq Offset 0 Hz</p>
	<p>Puw/11G/LCH</p>	

11G_MCH_Graphs

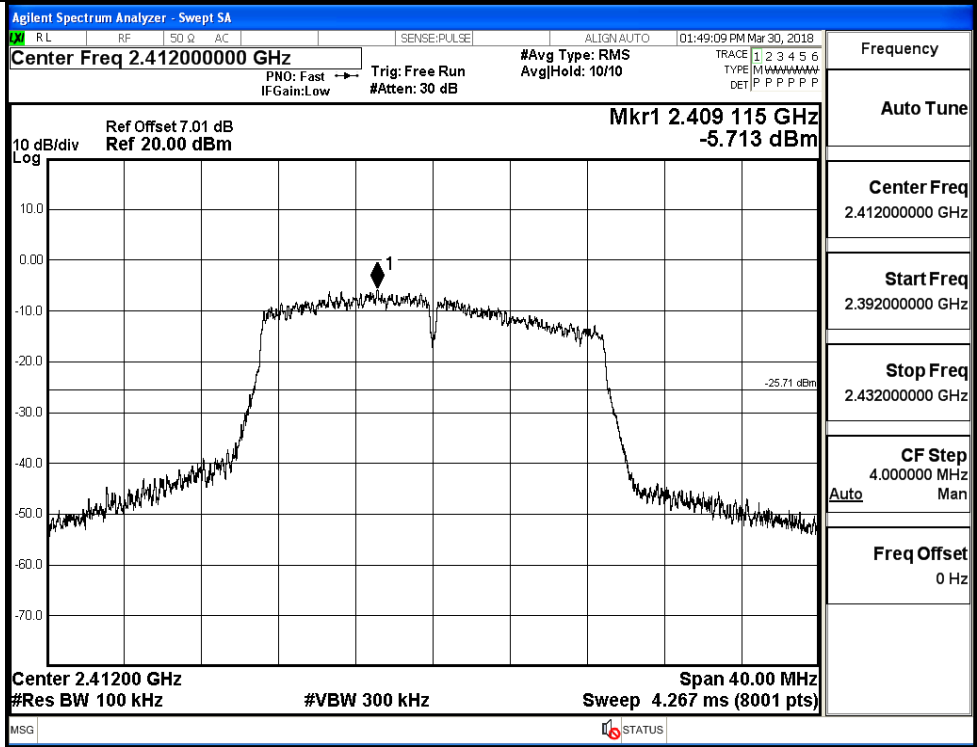


11G_HCH_Graphs

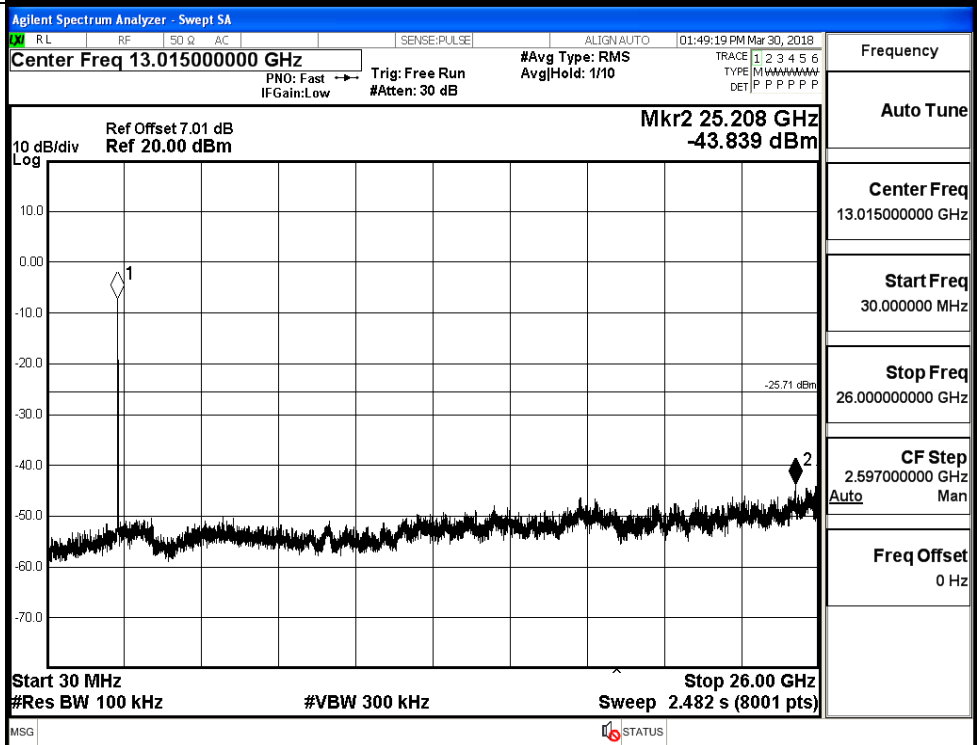
<p>Pref/11G/HCH</p>	<p>Agilent Spectrum Analyzer - Swept SA</p> <p>Center Freq 2.46200000 GHz</p> <p>Mkr1 2.457 405 GHz -6.261 dBm</p> <p>Center 2.46200 GHz #Res BW 100 kHz #VBW 300 kHz Sweep 4.267 ms (8001 pts)</p>	<p>Frequency</p> <p>Auto Tune</p> <p>Center Freq 2.462000000 GHz</p> <p>Start Freq 2.442000000 GHz</p> <p>Stop Freq 2.482000000 GHz</p> <p>CF Step 4.000000 MHz Auto Man</p> <p>Freq Offset 0 Hz</p>
	<p>Puw/11G/HCH</p>	<p>Agilent Spectrum Analyzer - Swept SA</p> <p>Center Freq 13.01500000 GHz</p> <p>Mkr2 25.757 GHz -44.201 dBm</p> <p>Start 30 MHz #Res BW 100 kHz #VBW 300 kHz Sweep 2.482 s (8001 pts)</p>

11N20SISO_LCH_Graphs

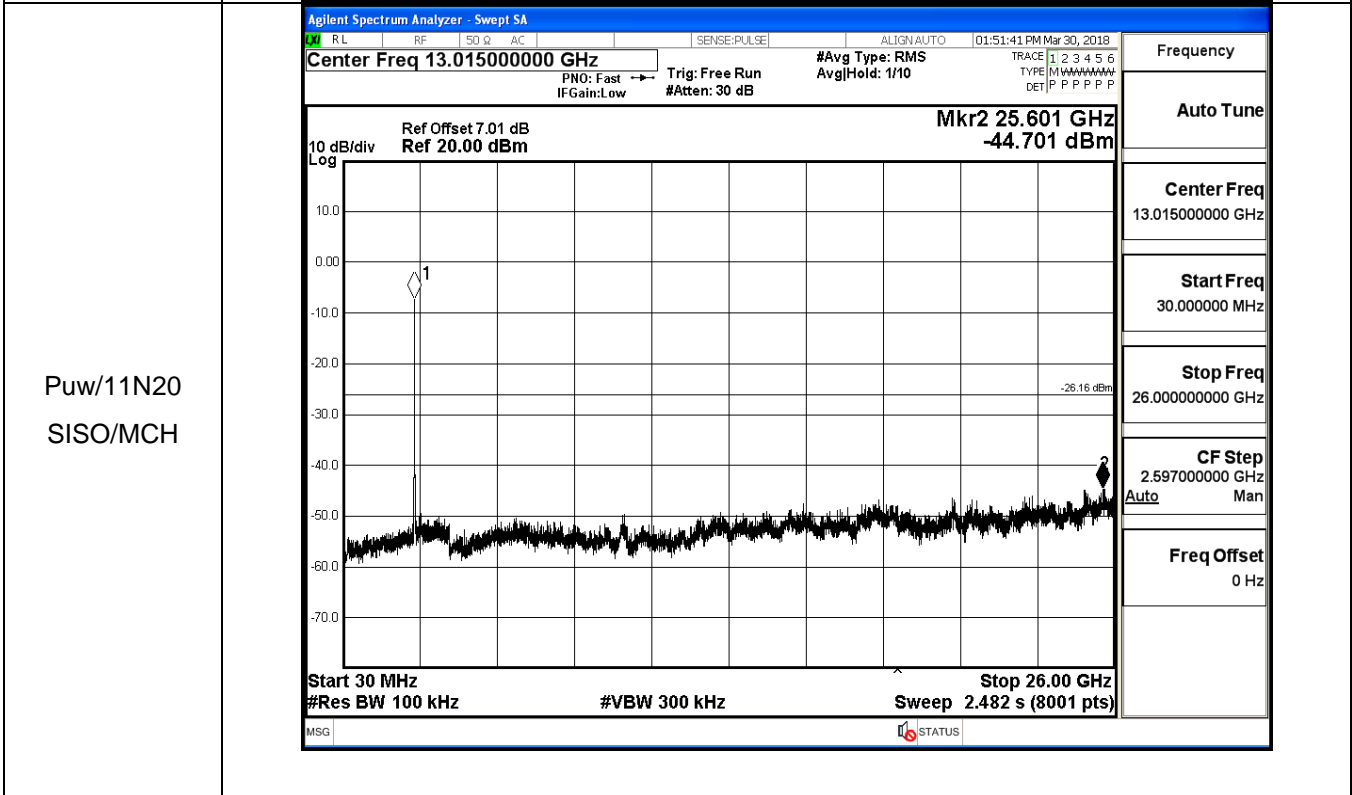
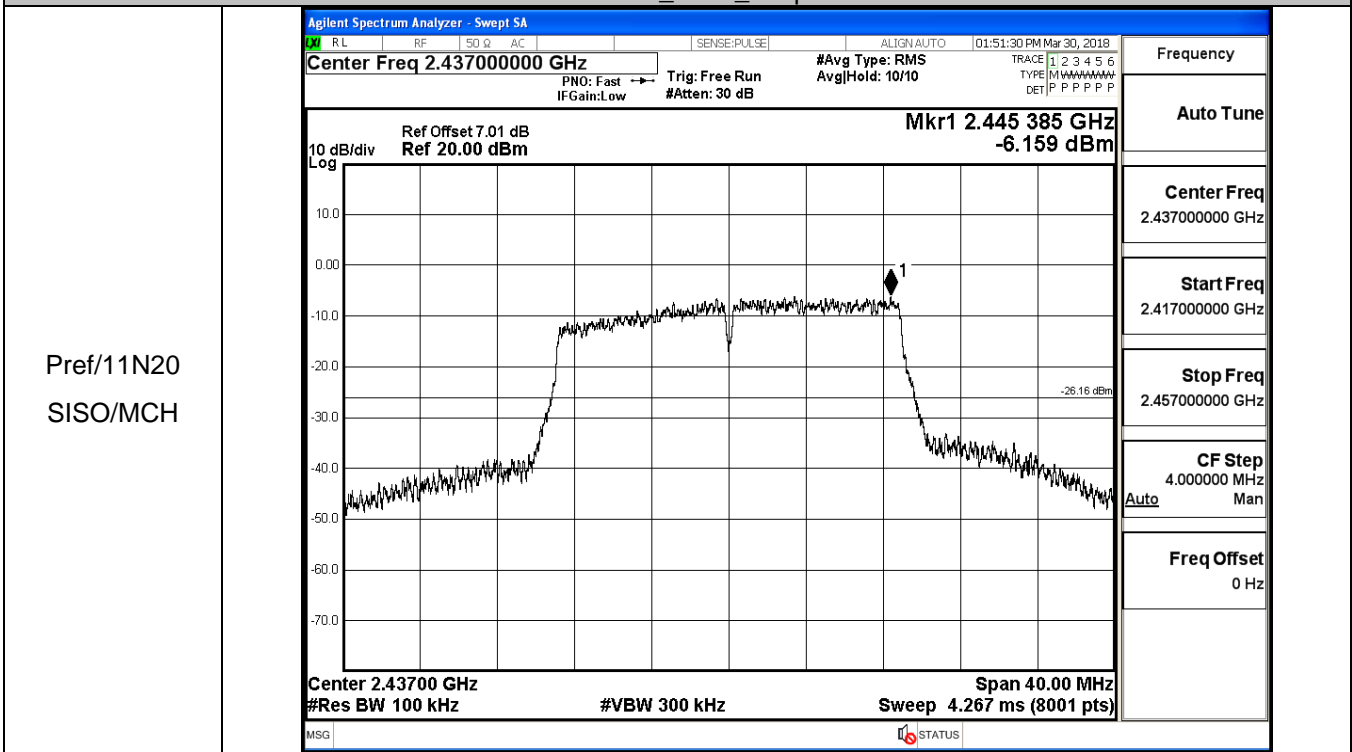
Pref/11N20SIS
O/LCH



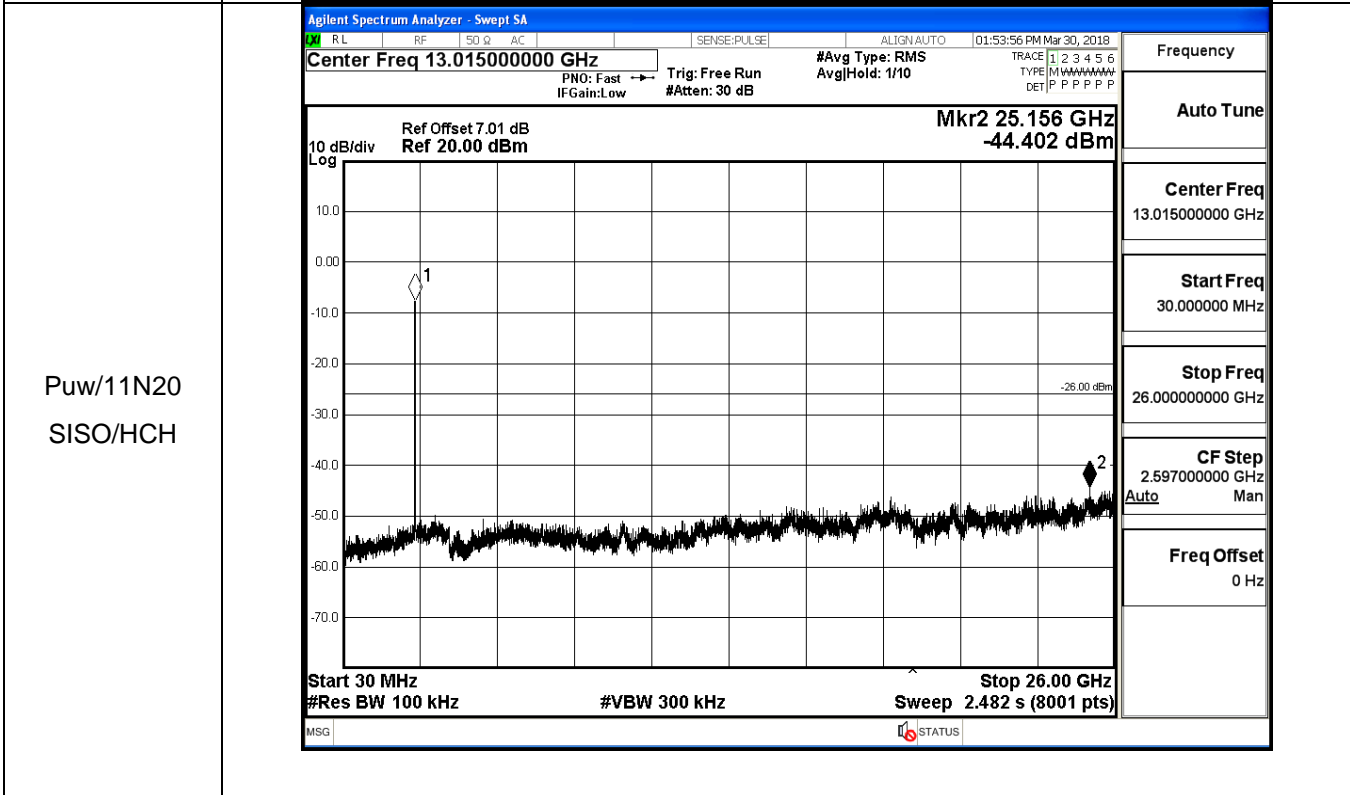
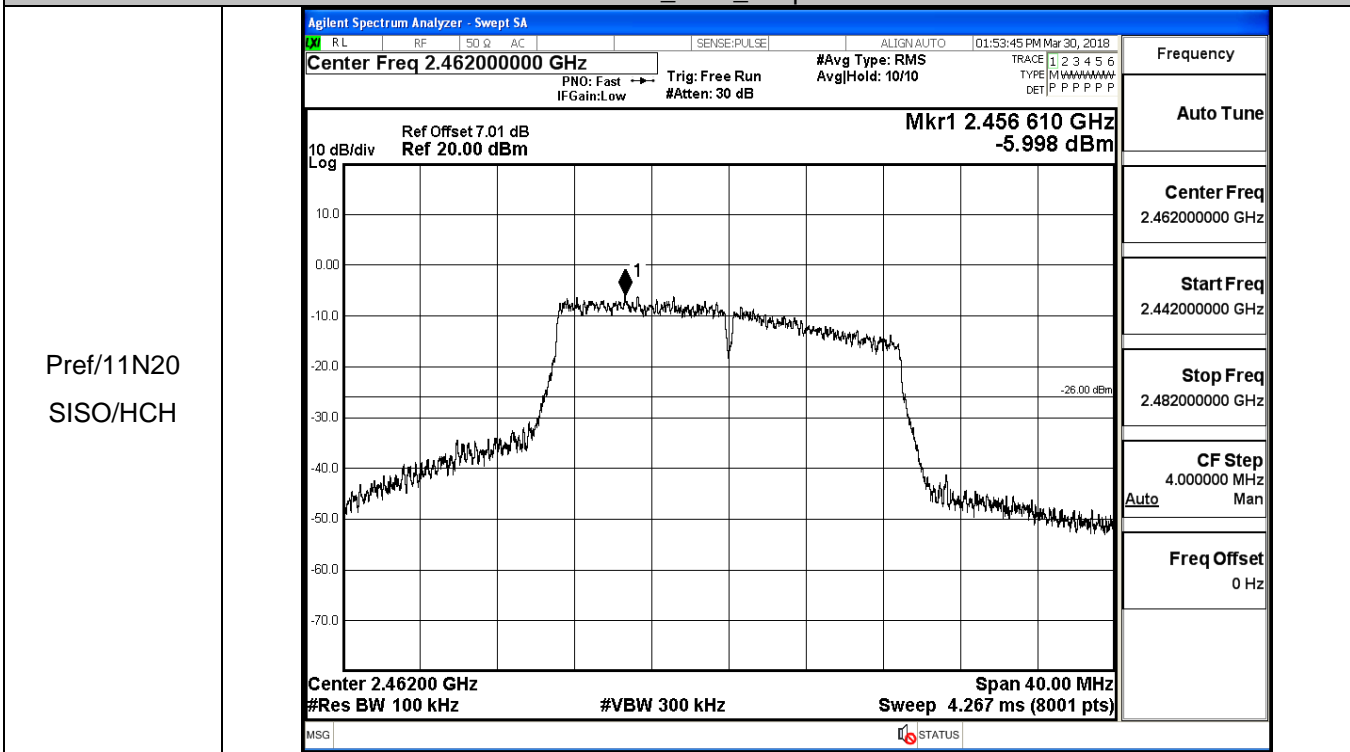
Puw/11N20
SISO/LCH



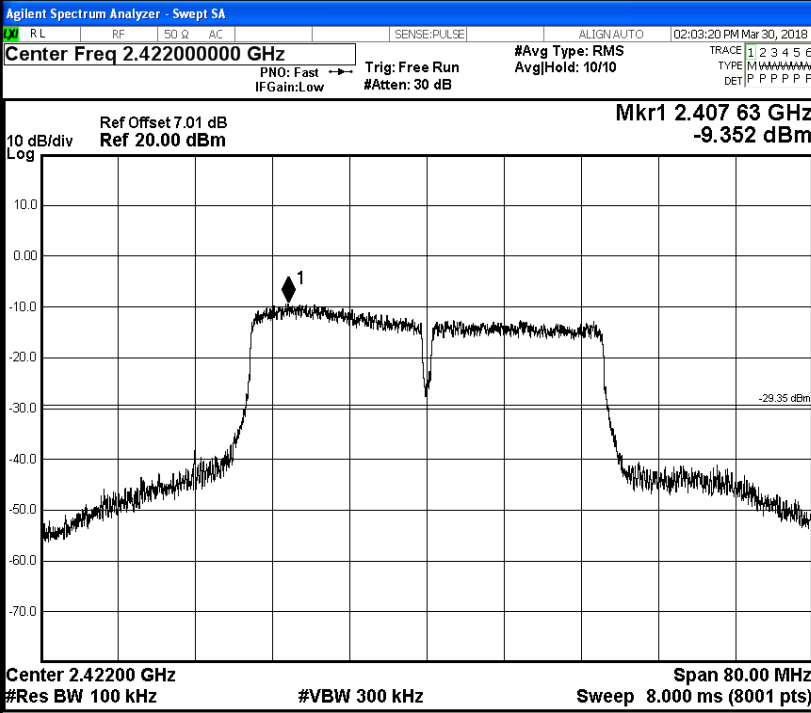
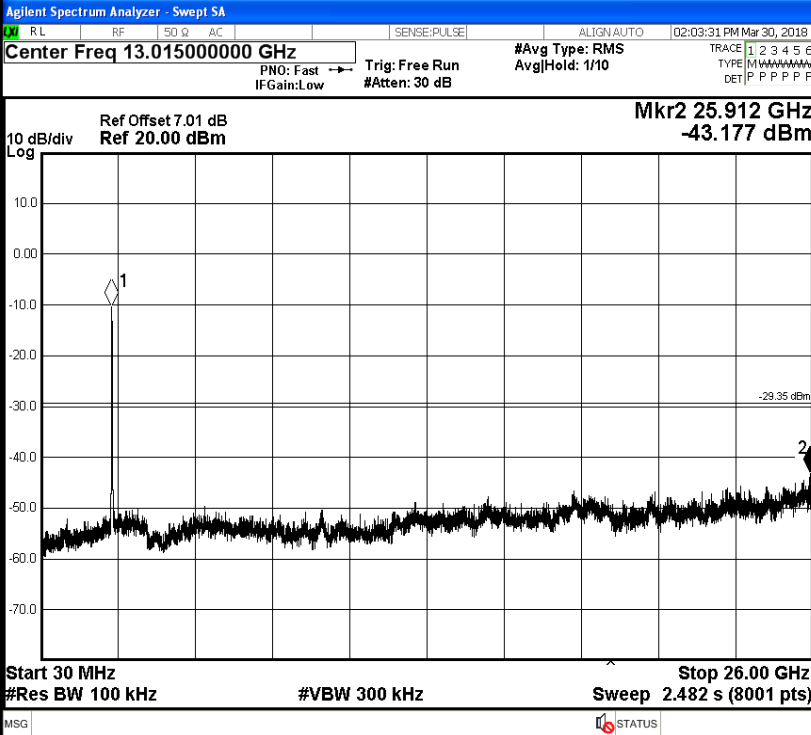
11N20SISO_MCH_Graphs



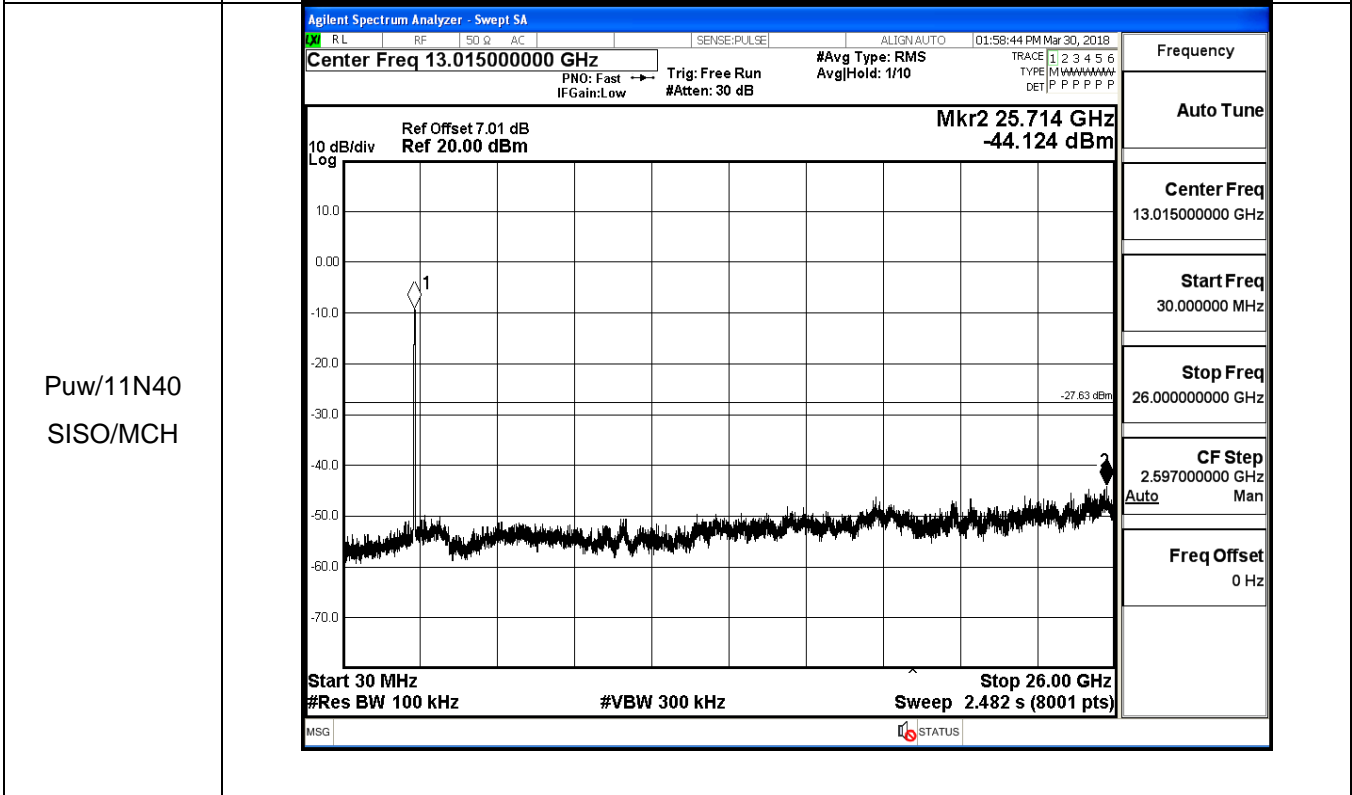
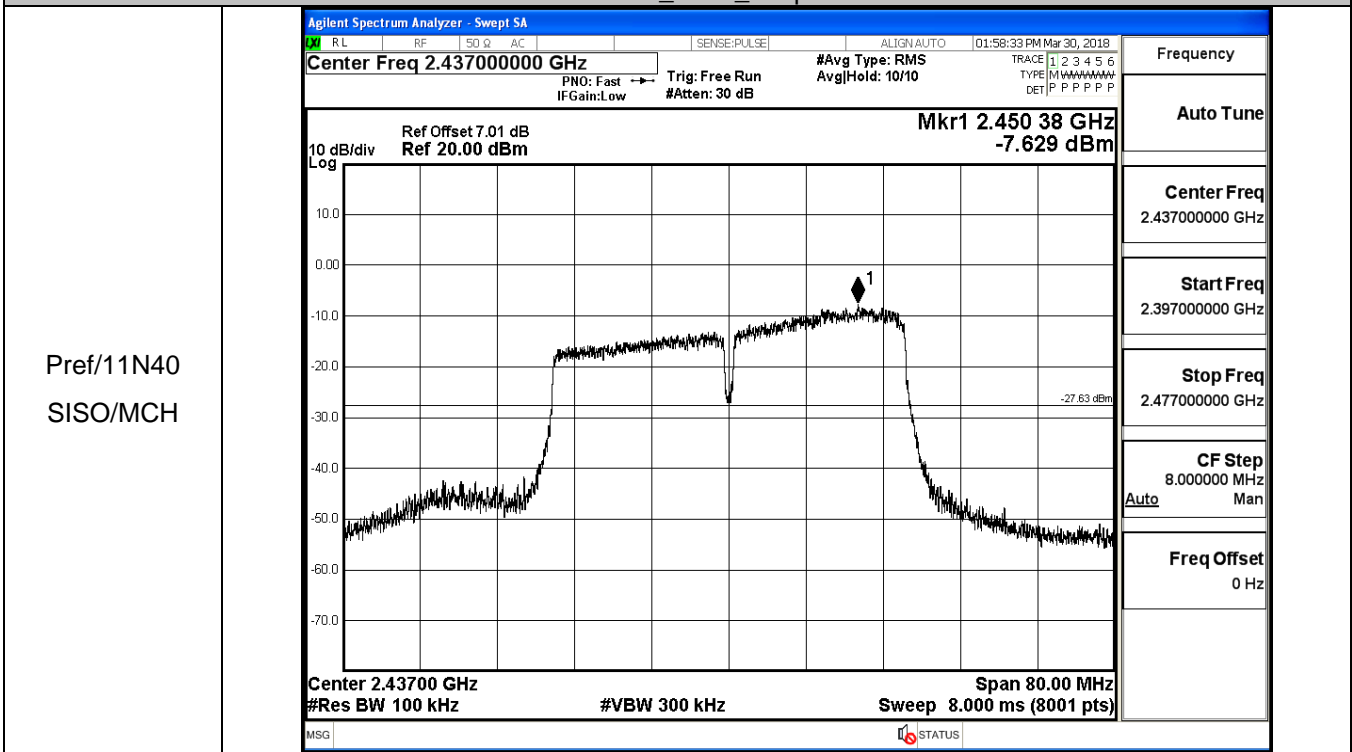
11N20SISO_HCH_Graphs



11N40SISO_LCH_Graphs

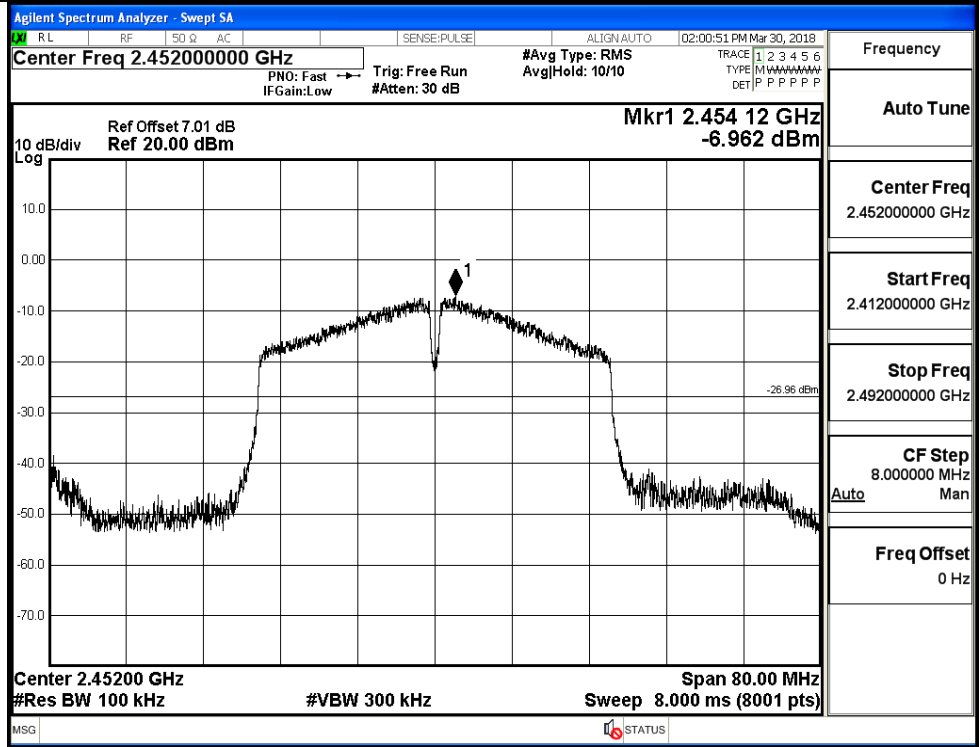
<p>Pref/11N40 SISO/LCH</p>	 <p>Agilent Spectrum Analyzer - Swept SA Center Freq 2.42200000 GHz Mkr1 2.407 63 GHz -9.352 dBm Center 2.4220 GHz #Res BW 100 kHz #VBW 300 kHz Span 80.00 MHz Sweep 8.000 ms (8001 pts)</p>	<p>Frequency Auto Tune Center Freq 2.422000000 GHz Start Freq 2.382000000 GHz Stop Freq 2.462000000 GHz CF Step 8.000000 MHz Auto Man Freq Offset 0 Hz</p>
<p>Puw/11N40 SISO/LCH</p>	 <p>Agilent Spectrum Analyzer - Swept SA Center Freq 13.01500000 GHz Mkr2 25.912 GHz -43.177 dBm Start 30 MHz #Res BW 100 kHz #VBW 300 kHz Stop 26.00 GHz Sweep 2.482 s (8001 pts)</p>	<p>Frequency Auto Tune Center Freq 13.015000000 GHz Start Freq 30.000000 MHz Stop Freq 26.000000000 GHz CF Step 2.597000000 GHz Auto Man Freq Offset 0 Hz</p>

11N40SISO_MCH_Graphs

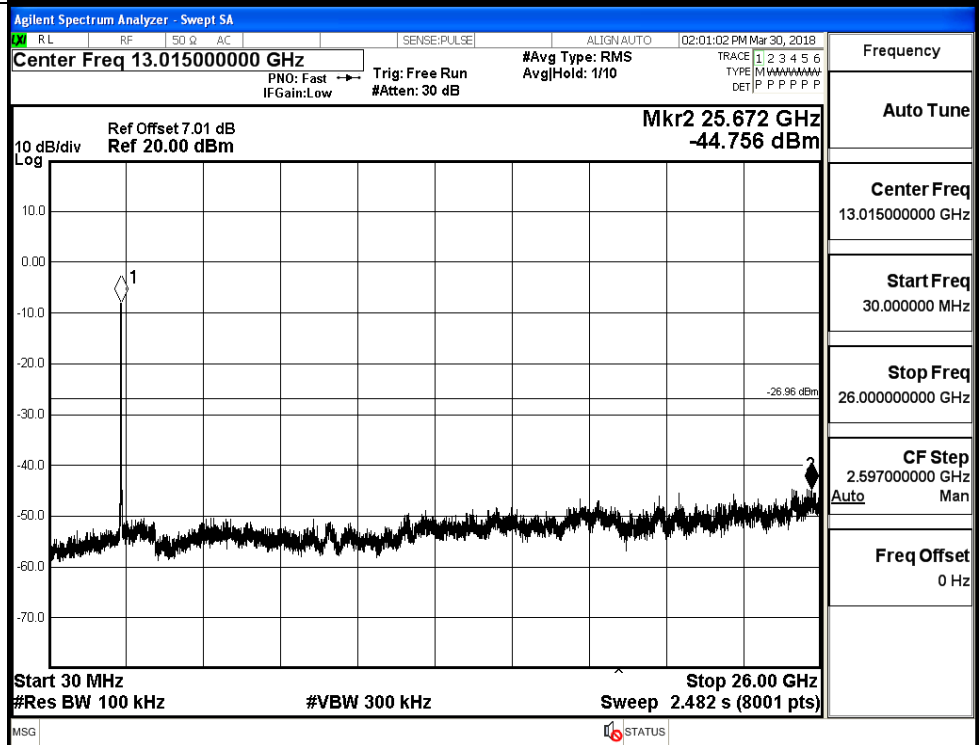


11N40SISO_HCH_Graphs

Pref/11N40
SISO/HCH

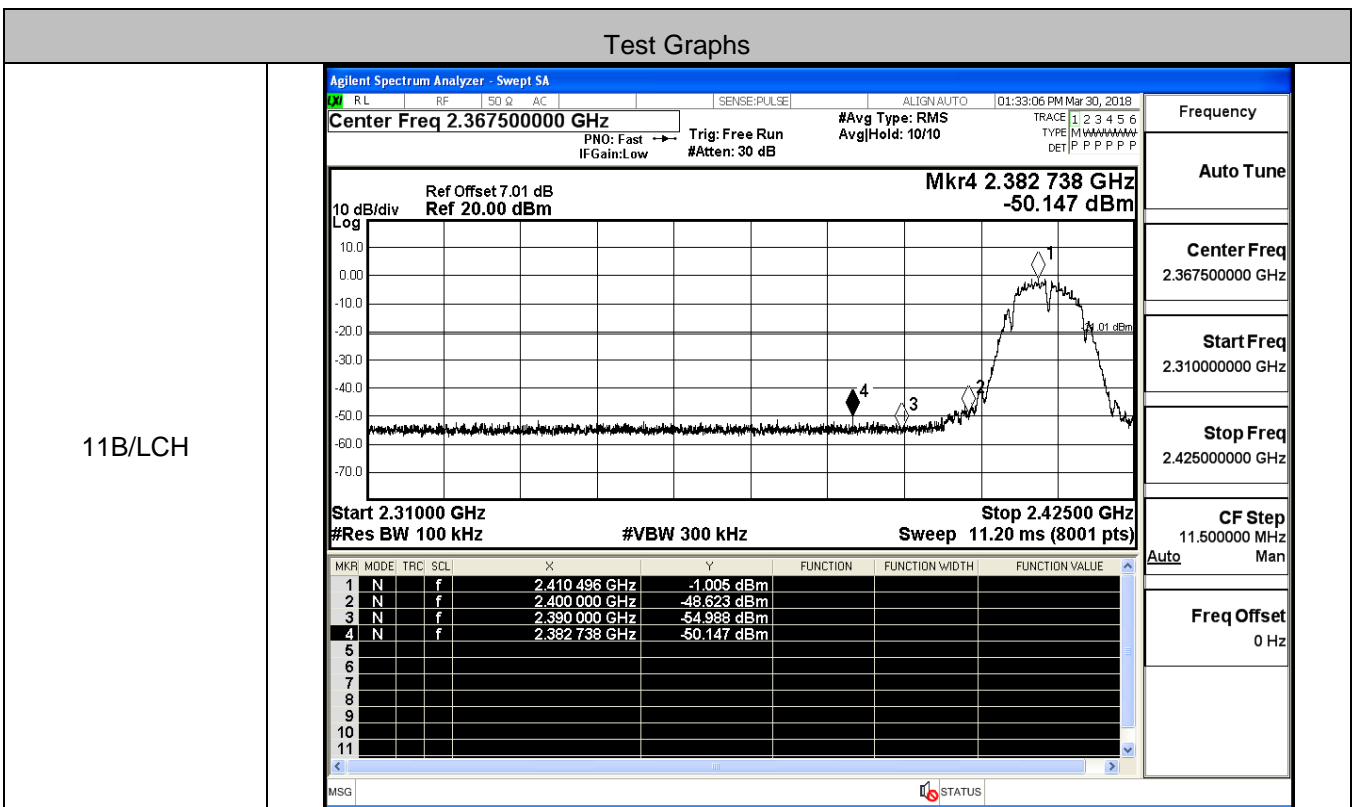


Puw/11N40
SISO/HCH

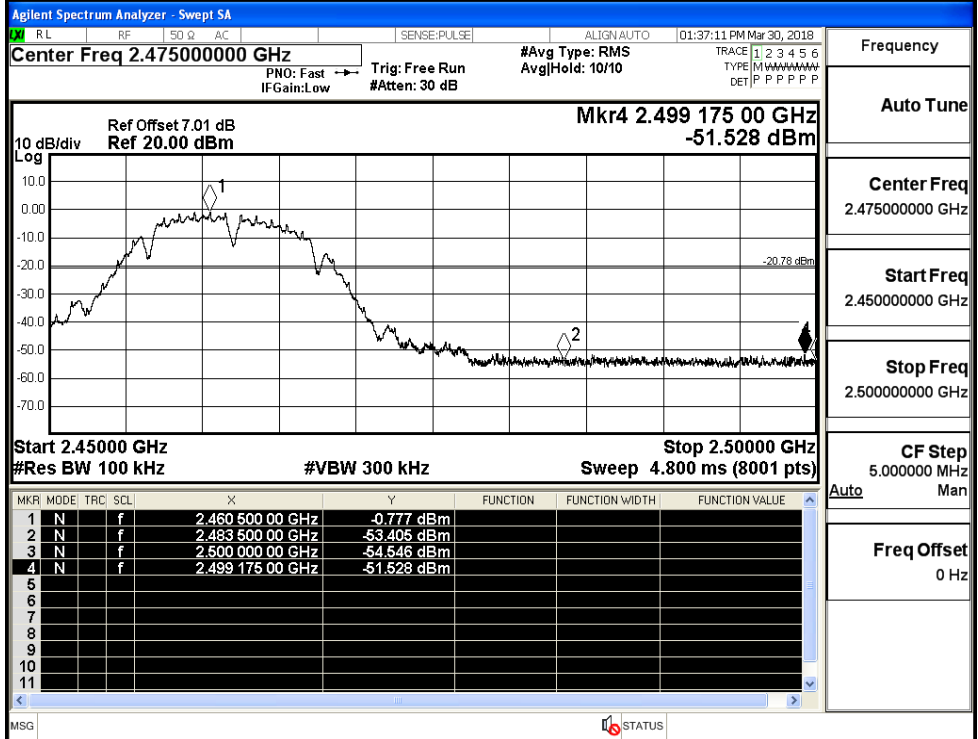


C.5 Band-edge for RF Conducted Emissions

Mode	Channel	Carrier Power[dBm]	Max.Spurious Level [dBm]	Limit [dBm]	Verdict
11B	LCH	-1.005	-50.147	-21.01	PASS
	HCH	-0.777	-51.528	-20.78	PASS
11G	LCH	-5.488	-51.098	-25.49	PASS
	HCH	-6.161	-49.993	-26.16	PASS
11N20SISO	LCH	-5.956	-50.561	-25.96	PASS
	HCH	-5.772	-50.149	-25.77	PASS
11N40SISO	LCH	-9.455	-47.030	-29.46	PASS
	HCH	-7.118	-42.373	-27.12	PASS



11B/HCH



Frequency

Auto Tune

Center Freq
2.47500000 GHz

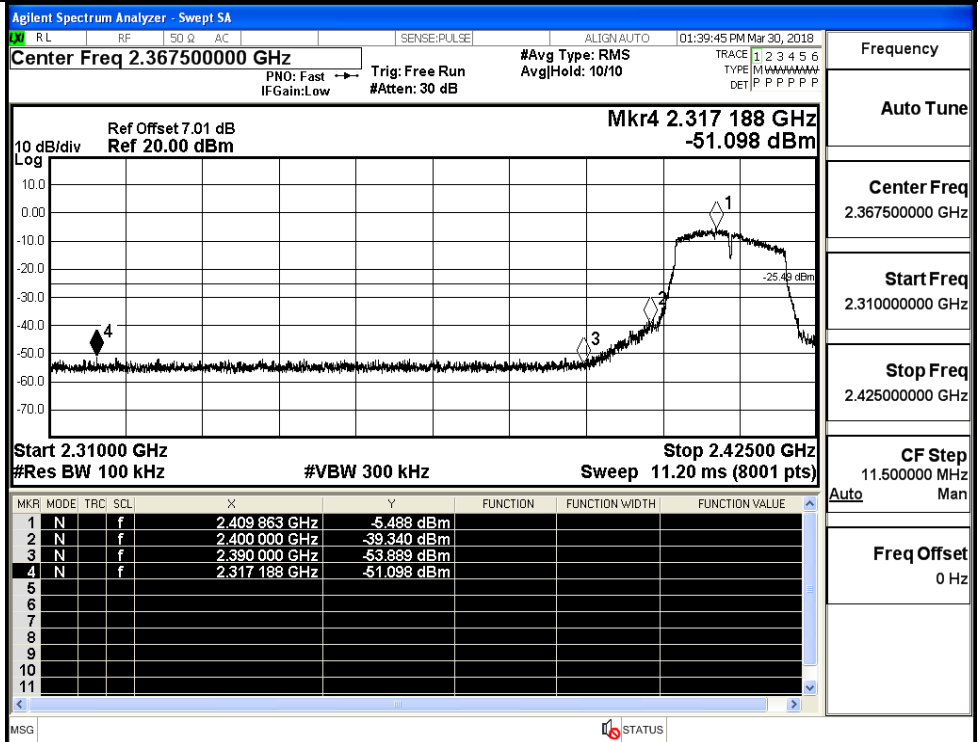
Start Freq
2.45000000 GHz

Stop Freq
2.50000000 GHz

CF Step
5.000000 MHz

Freq Offset
0 Hz

11G/LCH



Frequency

Auto Tune

Center Freq
2.36750000 GHz

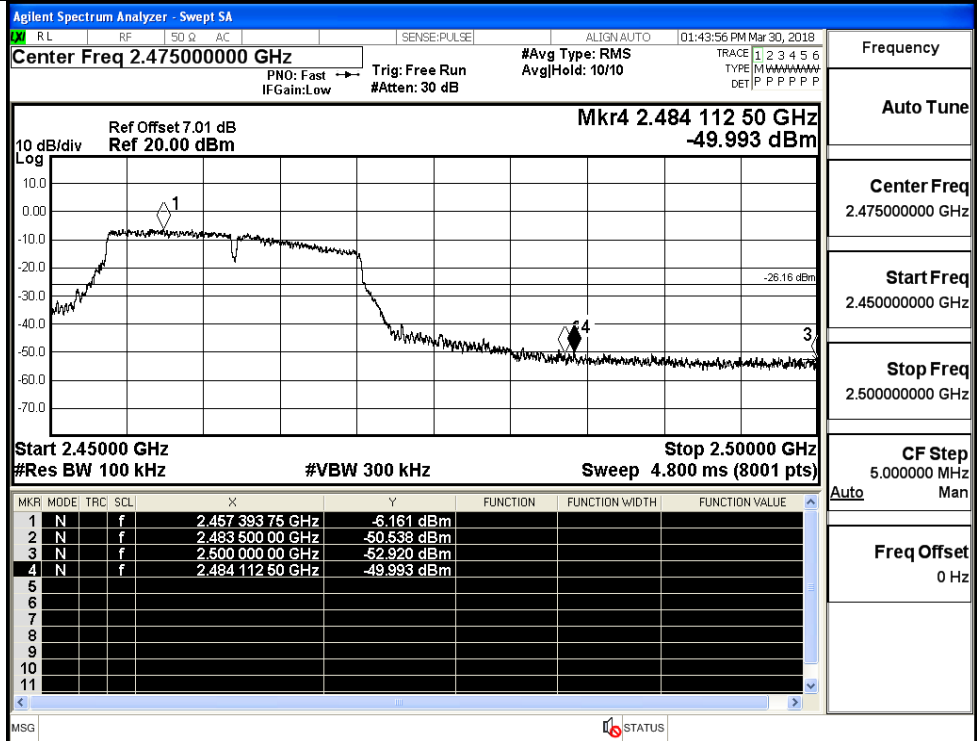
Start Freq
2.31000000 GHz

Stop Freq
2.42500000 GHz

CF Step
11.500000 MHz

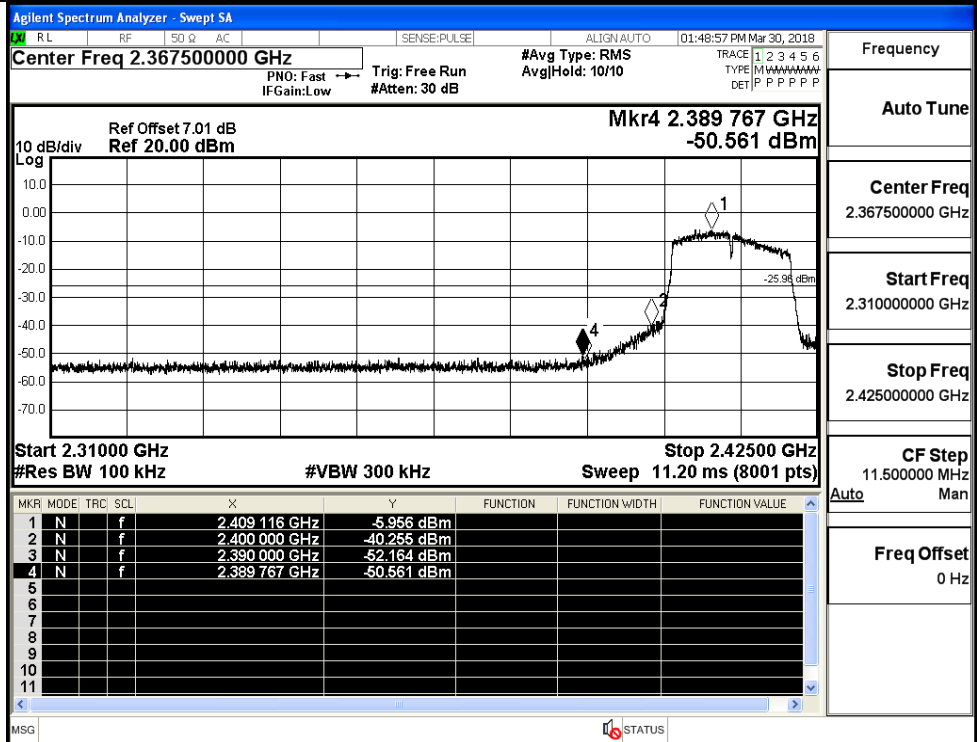
Freq Offset
0 Hz

11G/HCH



Frequency	2.47500000 GHz
Auto Tune	
Center Freq	2.47500000 GHz
Start Freq	2.45000000 GHz
Stop Freq	2.50000000 GHz
CF Step	5.000000 MHz
Freq Offset	0 Hz

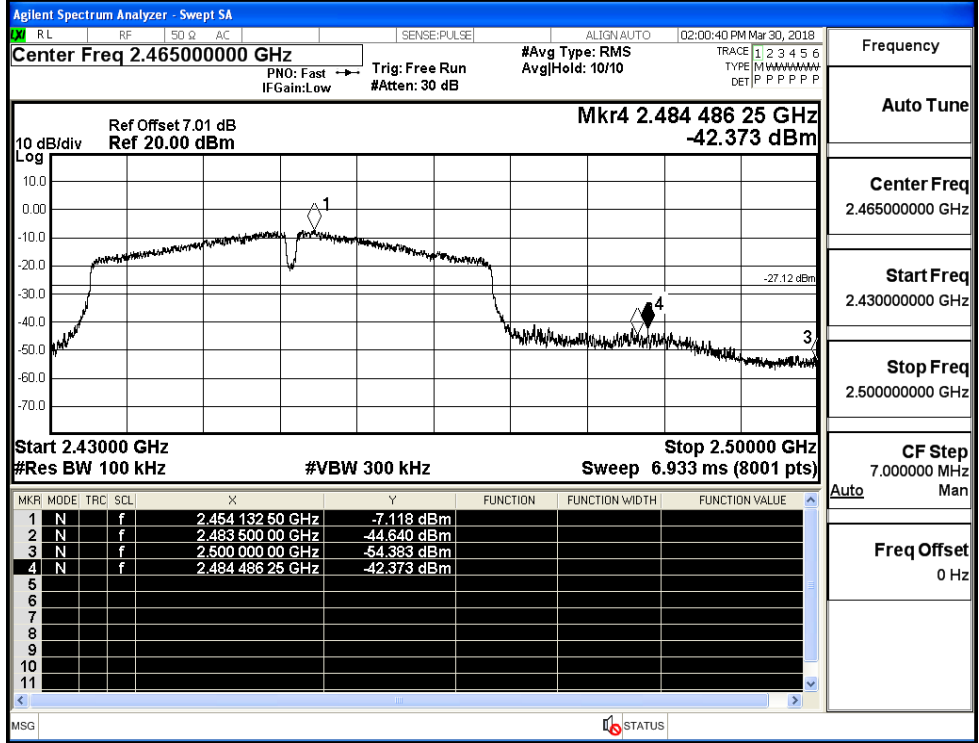
11N20SISO/LCH



Frequency	2.36750000 GHz
Auto Tune	
Center Freq	2.36750000 GHz
Start Freq	2.31000000 GHz
Stop Freq	2.42500000 GHz
CF Step	11.500000 MHz
Freq Offset	0 Hz

<p>11N20SISO/HCH</p>	<p>Agilent Spectrum Analyzer - Swept SA</p> <p>Center Freq 2.47500000 GHz</p> <p>Ref Offset 7.01 dB Ref 20.00 dBm</p> <p>Mkr4 2.483 575 00 GHz -50.149 dBm</p> <p>Start 2.45000 GHz #Res BW 100 kHz</p> <p>Stop 2.50000 GHz Sweep 4.800 ms (8001 pts)</p> <table border="1"> <thead> <tr> <th>MKR</th> <th>MODE</th> <th>TRC</th> <th>SCL</th> <th>X</th> <th>Y</th> <th>FUNCTION</th> <th>FUNCTION WIDTH</th> <th>FUNCTION VALUE</th> </tr> </thead> <tbody> <tr> <td>1</td> <td>N</td> <td></td> <td>f</td> <td>2.456 618 75 GHz</td> <td>-5.772 dBm</td> <td></td> <td></td> <td></td> </tr> <tr> <td>2</td> <td>N</td> <td></td> <td>f</td> <td>2.483 500 00 GHz</td> <td>-52.573 dBm</td> <td></td> <td></td> <td></td> </tr> <tr> <td>3</td> <td>N</td> <td></td> <td>f</td> <td>2.500 000 00 GHz</td> <td>-54.224 dBm</td> <td></td> <td></td> <td></td> </tr> <tr> <td>4</td> <td>N</td> <td></td> <td>f</td> <td>2.483 575 00 GHz</td> <td>-50.149 dBm</td> <td></td> <td></td> <td></td> </tr> </tbody> </table>	MKR	MODE	TRC	SCL	X	Y	FUNCTION	FUNCTION WIDTH	FUNCTION VALUE	1	N		f	2.456 618 75 GHz	-5.772 dBm				2	N		f	2.483 500 00 GHz	-52.573 dBm				3	N		f	2.500 000 00 GHz	-54.224 dBm				4	N		f	2.483 575 00 GHz	-50.149 dBm				<p>Frequency</p> <p>Auto Tune</p> <p>Center Freq 2.47500000 GHz</p> <p>Start Freq 2.45000000 GHz</p> <p>Stop Freq 2.50000000 GHz</p> <p>CF Step 5.000000 MHz</p> <p>Freq Offset 0 Hz</p>
MKR	MODE	TRC	SCL	X	Y	FUNCTION	FUNCTION WIDTH	FUNCTION VALUE																																							
1	N		f	2.456 618 75 GHz	-5.772 dBm																																										
2	N		f	2.483 500 00 GHz	-52.573 dBm																																										
3	N		f	2.500 000 00 GHz	-54.224 dBm																																										
4	N		f	2.483 575 00 GHz	-50.149 dBm																																										
<p>11N40SISO/LCH</p>	<p>Agilent Spectrum Analyzer - Swept SA</p> <p>Center Freq 2.37750000 GHz</p> <p>Ref Offset 7.01 dB Ref 20.00 dBm</p> <p>Mkr4 2.389 785 GHz -47.030 dBm</p> <p>Start 2.31000 GHz #Res BW 100 kHz</p> <p>Stop 2.44500 GHz Sweep 13.33 ms (8001 pts)</p> <table border="1"> <thead> <tr> <th>MKR</th> <th>MODE</th> <th>TRC</th> <th>SCL</th> <th>X</th> <th>Y</th> <th>FUNCTION</th> <th>FUNCTION WIDTH</th> <th>FUNCTION VALUE</th> </tr> </thead> <tbody> <tr> <td>1</td> <td>N</td> <td></td> <td>f</td> <td>2.407 386 GHz</td> <td>-9.455 dBm</td> <td></td> <td></td> <td></td> </tr> <tr> <td>2</td> <td>N</td> <td></td> <td>f</td> <td>2.400 000 GHz</td> <td>-44.201 dBm</td> <td></td> <td></td> <td></td> </tr> <tr> <td>3</td> <td>N</td> <td></td> <td>f</td> <td>2.390 000 GHz</td> <td>-49.443 dBm</td> <td></td> <td></td> <td></td> </tr> <tr> <td>4</td> <td>N</td> <td></td> <td>f</td> <td>2.389 785 GHz</td> <td>-47.030 dBm</td> <td></td> <td></td> <td></td> </tr> </tbody> </table>	MKR	MODE	TRC	SCL	X	Y	FUNCTION	FUNCTION WIDTH	FUNCTION VALUE	1	N		f	2.407 386 GHz	-9.455 dBm				2	N		f	2.400 000 GHz	-44.201 dBm				3	N		f	2.390 000 GHz	-49.443 dBm				4	N		f	2.389 785 GHz	-47.030 dBm				<p>Frequency</p> <p>Auto Tune</p> <p>Center Freq 2.37750000 GHz</p> <p>Start Freq 2.31000000 GHz</p> <p>Stop Freq 2.44500000 GHz</p> <p>CF Step 13.500000 MHz</p> <p>Freq Offset 0 Hz</p>
MKR	MODE	TRC	SCL	X	Y	FUNCTION	FUNCTION WIDTH	FUNCTION VALUE																																							
1	N		f	2.407 386 GHz	-9.455 dBm																																										
2	N		f	2.400 000 GHz	-44.201 dBm																																										
3	N		f	2.390 000 GHz	-49.443 dBm																																										
4	N		f	2.389 785 GHz	-47.030 dBm																																										

11N40SISO/HCH

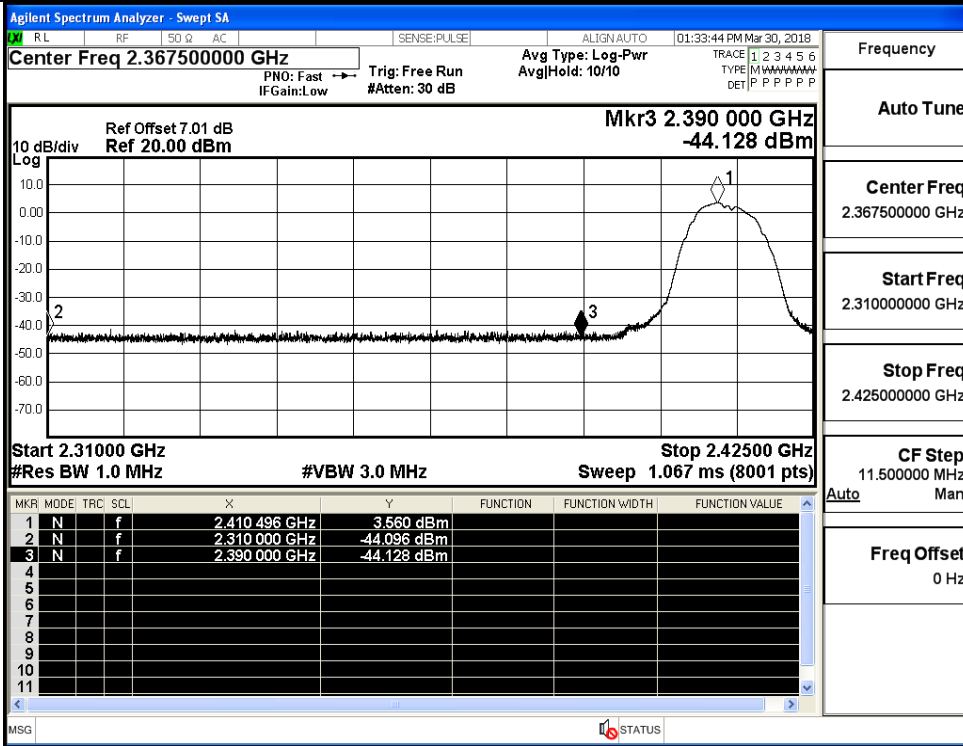


C.6 Restrict-band band-edge measurements

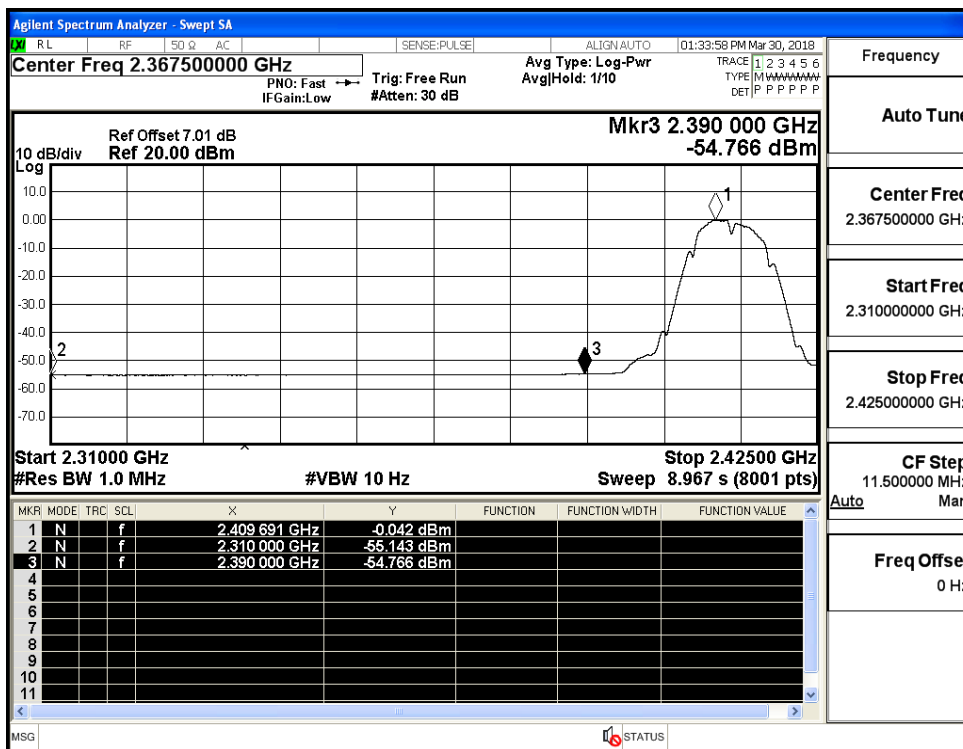
Test Mode	Test Channel	Ant	Freq.	Power [dBm]	Gain	Ground Factor	E [dBuV/m]	Detector	Limit [dBu V/m]	Verdict
11B	2412	Ant1	2310.0	-44.10	2.0	0	53.10	PEAK	74	PASS
	2412	Ant1	2310.0	-55.14	2.0	0	42.06	AV	54	PASS
	2412	Ant1	2390.0	-44.13	2.0	0	53.07	PEAK	74	PASS
	2412	Ant1	2390.0	-54.77	2.0	0	42.43	AV	54	PASS
	2462	Ant1	2483.5	-44.16	2.0	0	53.04	PEAK	74	PASS
	2462	Ant1	2483.5	-54.10	2.0	0	43.10	AV	54	PASS
	2462	Ant1	2500.0	-44.90	2.0	0	52.30	PEAK	74	PASS
	2462	Ant1	2500.0	-54.53	2.0	0	42.67	AV	54	PASS
11G	2412	Ant1	2310.0	-44.20	2.0	0	53.00	PEAK	74	PASS
	2412	Ant1	2310.0	-55.12	2.0	0	42.08	AV	54	PASS
	2412	Ant1	2390.0	-42.04	2.0	0	55.16	PEAK	74	PASS
	2412	Ant1	2390.0	-53.96	2.0	0	43.24	AV	54	PASS
	2462	Ant1	2483.5	-40.84	2.0	0	56.36	PEAK	74	PASS
	2462	Ant1	2483.5	-52.72	2.0	0	44.48	AV	54	PASS
	2462	Ant1	2500.0	-43.67	2.0	0	53.53	PEAK	74	PASS
	2462	Ant1	2500.0	-54.57	2.0	0	42.63	AV	54	PASS
11N20 SISO	2412	Ant1	2310.0	-45.65	2.0	0	51.55	PEAK	74	PASS
	2412	Ant1	2310.0	-55.11	2.0	0	42.09	AV	54	PASS
	2412	Ant1	2390.0	-41.60	2.0	0	55.60	PEAK	74	PASS
	2412	Ant1	2390.0	-53.70	2.0	0	43.50	AV	54	PASS
	2462	Ant1	2483.5	-39.68	2.0	0	57.52	PEAK	74	PASS
	2462	Ant1	2483.5	-52.41	2.0	0	44.79	AV	54	PASS
	2462	Ant1	2500.0	-44.54	2.0	0	52.66	PEAK	74	PASS
	2462	Ant1	2500.0	-54.56	2.0	0	42.64	AV	54	PASS
11N40 SISO	2422	Ant1	2310.0	-44.40	2.0	0	52.80	PEAK	74	PASS
	2422	Ant1	2310.0	-55.14	2.0	0	42.06	AV	54	PASS
	2422	Ant1	2390.0	-35.46	2.0	0	61.74	PEAK	74	PASS

	2422	Ant1	2390.0	-49.72	2.0	0	47.48	AV	54	PASS
	2452	Ant1	2483.5	-31.16	2.0	0	66.04	PEAK	74	PASS
	2452	Ant1	2483.5	-48.08	2.0	0	49.12	AV	54	PASS
	2452	Ant1	2500.0	-43.20	2.0	0	54.00	PEAK	74	PASS
	2452	Ant1	2500.0	-54.55	2.0	0	42.65	AV	54	PASS

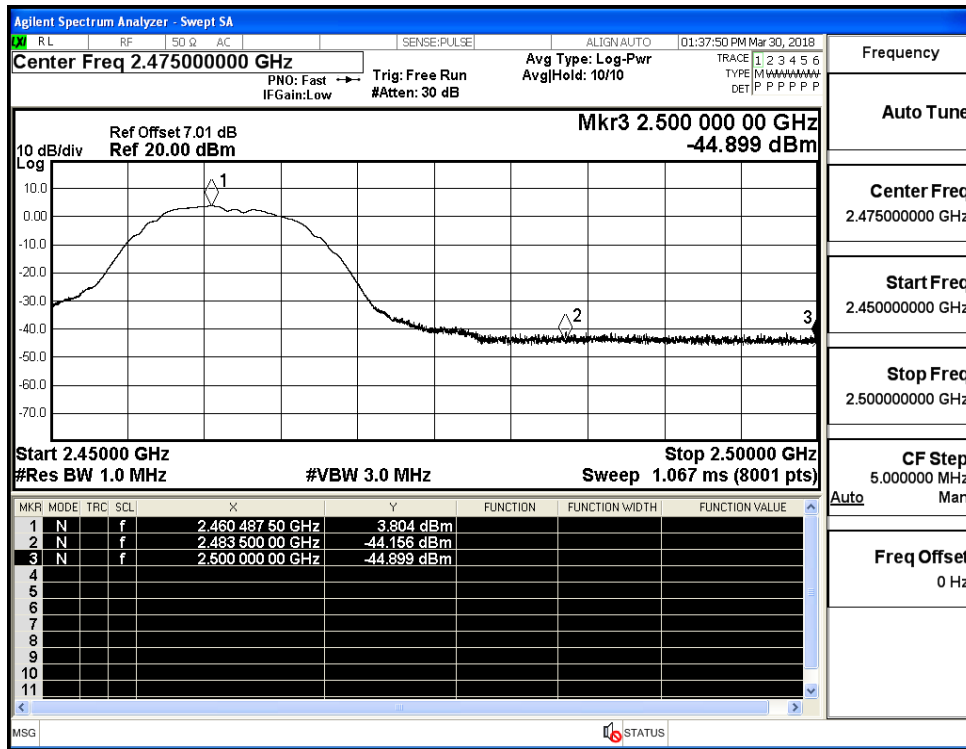
Restrict-band band-edge measurements_11B_2412_Ant1_PEAK



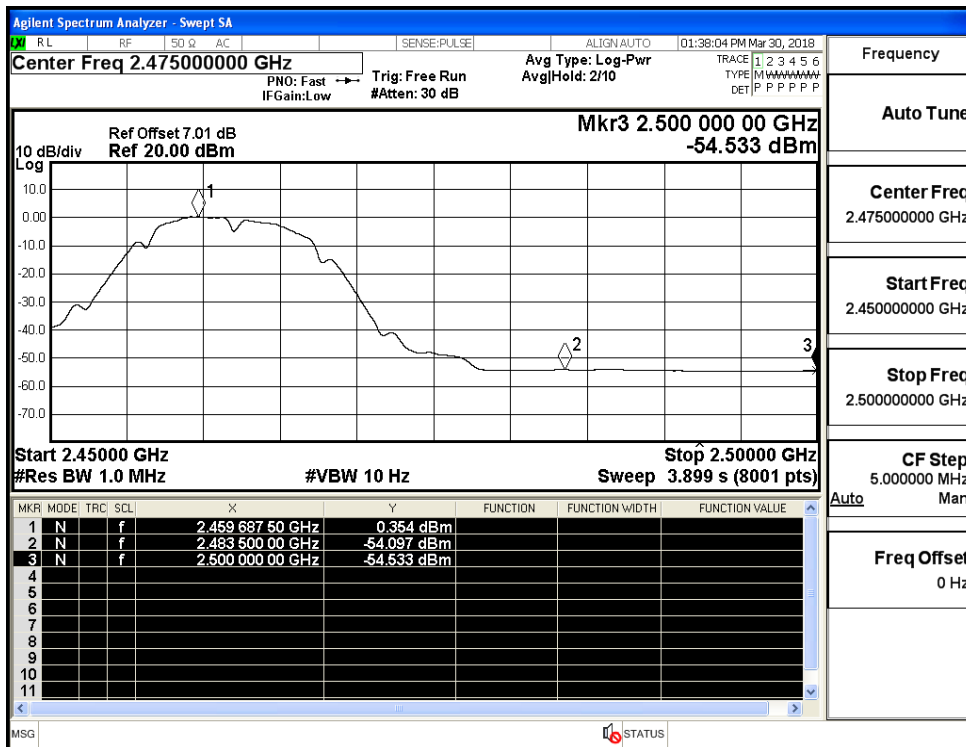
Restrict-band band-edge measurements_11B_2412_Ant1_AV



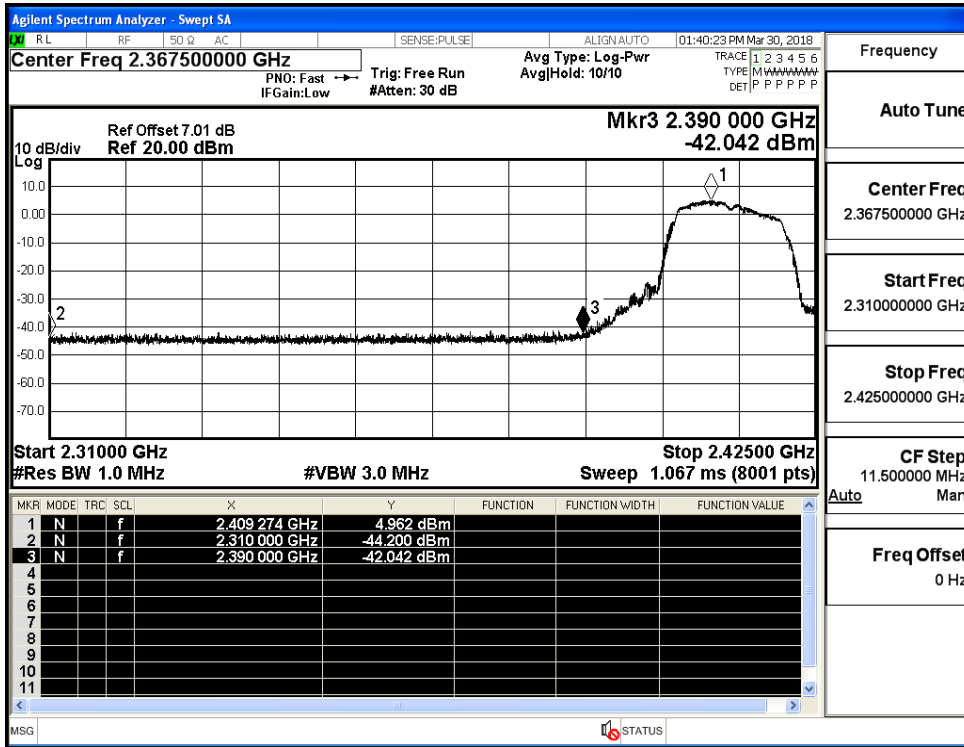
Restrict-band band-edge measurements_11B_2462_Ant1_PEAK



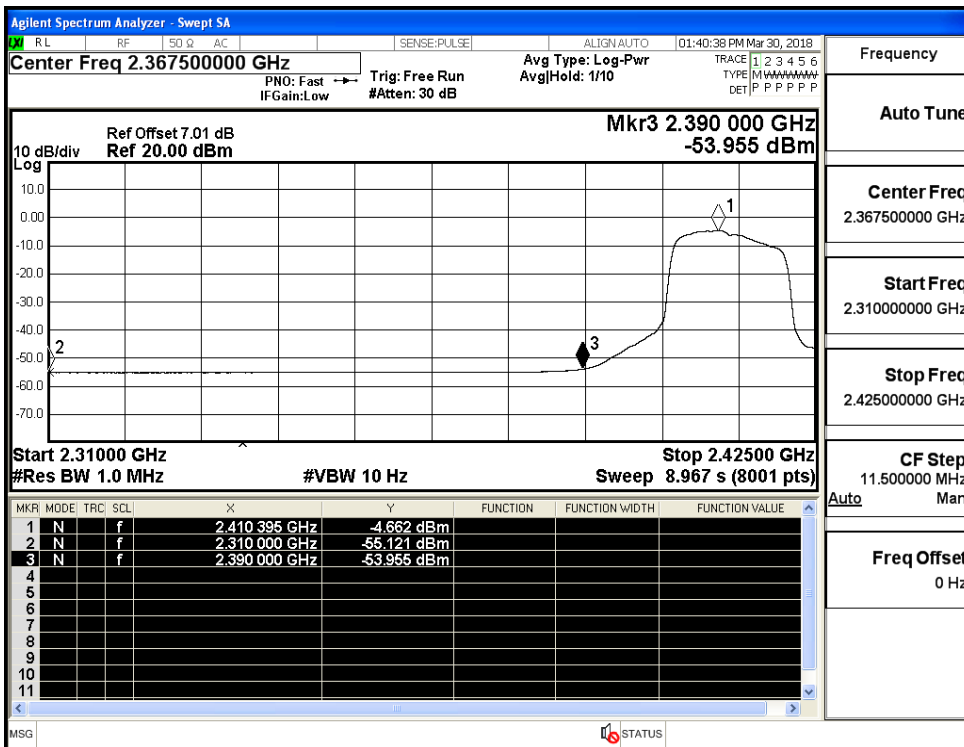
Restrict-band band-edge measurements_11B_2462_Ant1_AV



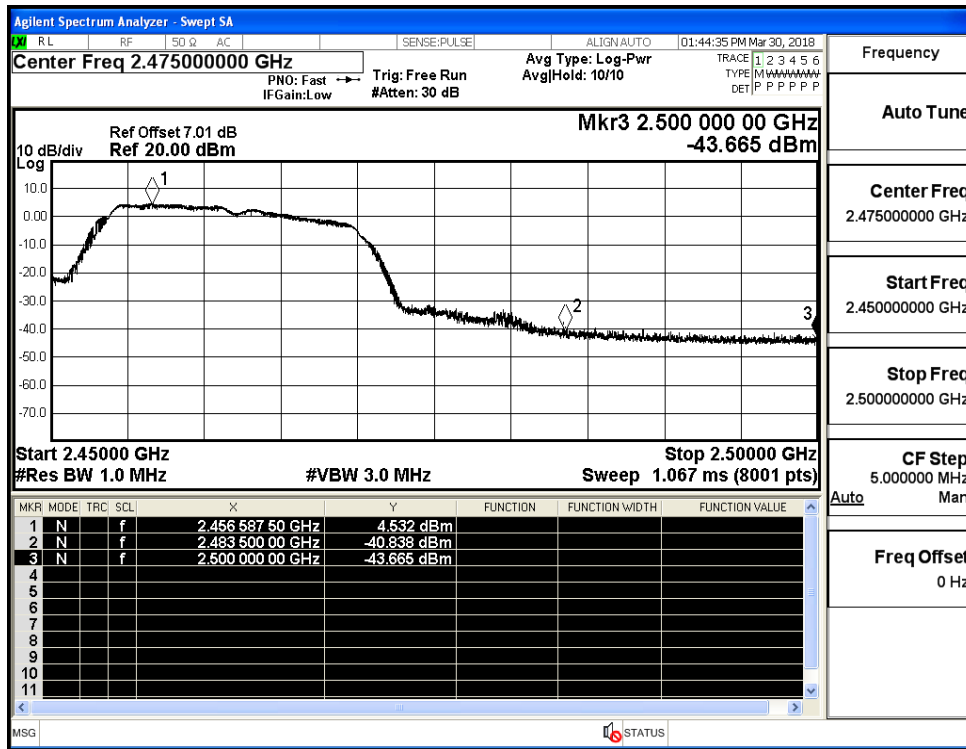
Restrict-band band-edge measurements_11G_2412_Ant1_PEAK



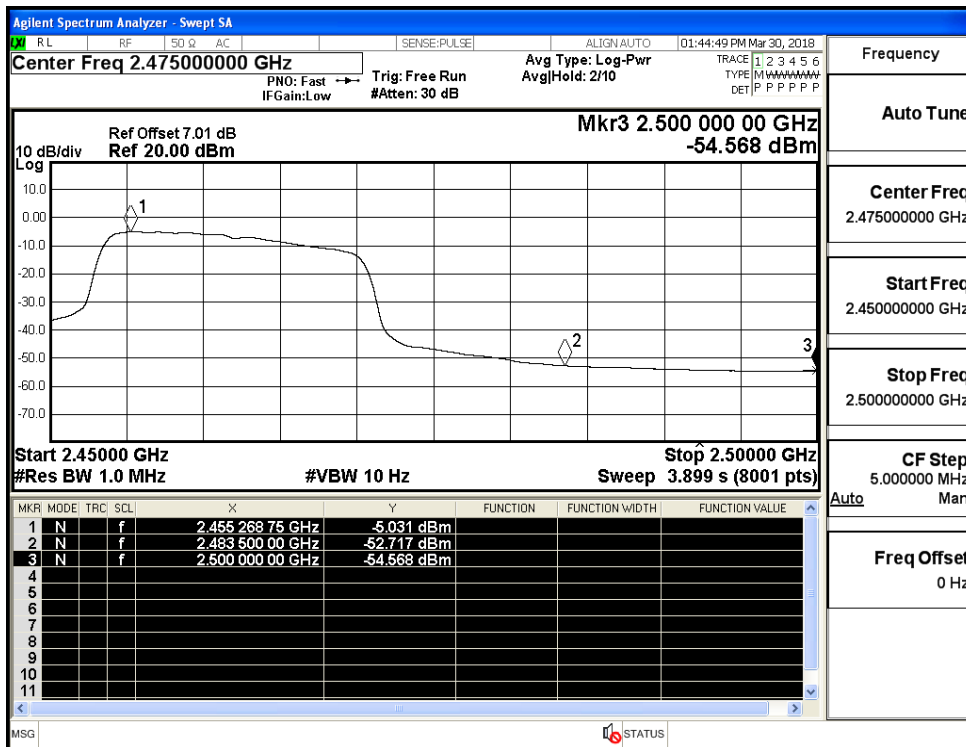
Restrict-band band-edge measurements_11G_2412_Ant1_AV



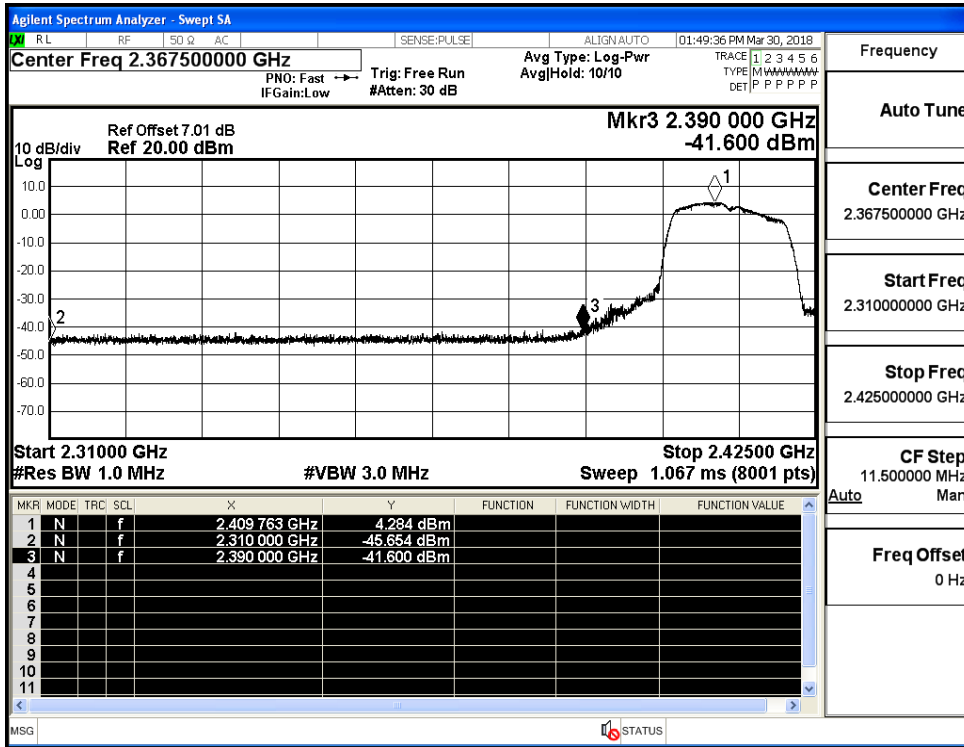
Restrict-band band-edge measurements_11G_2462_Ant1_PEAK



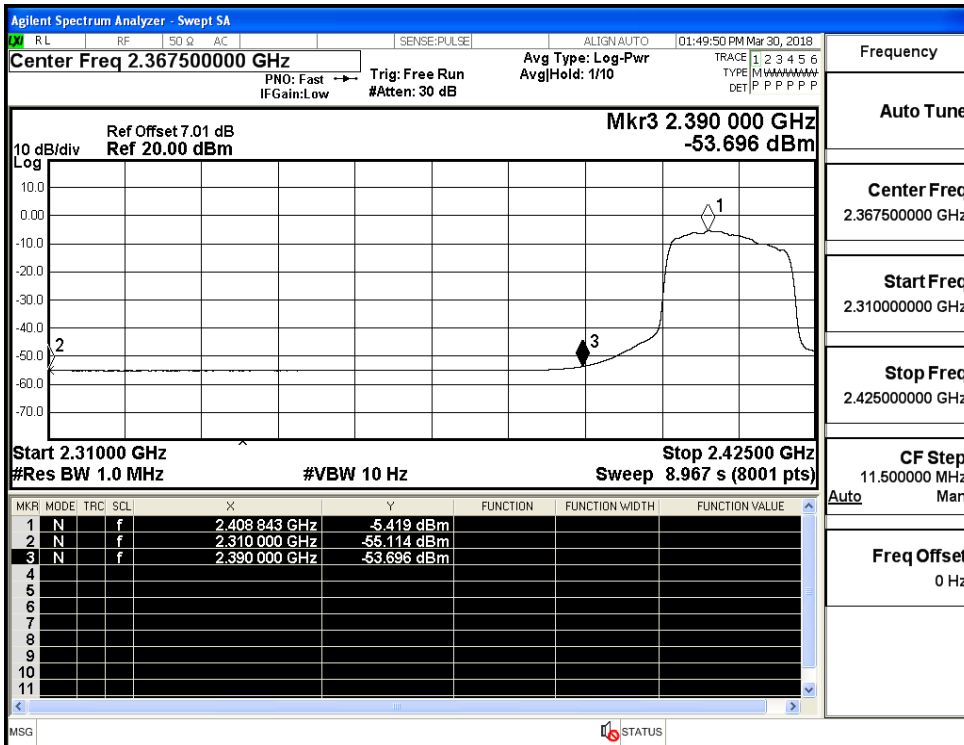
Restrict-band band-edge measurements_11G_2462_Ant1_AV



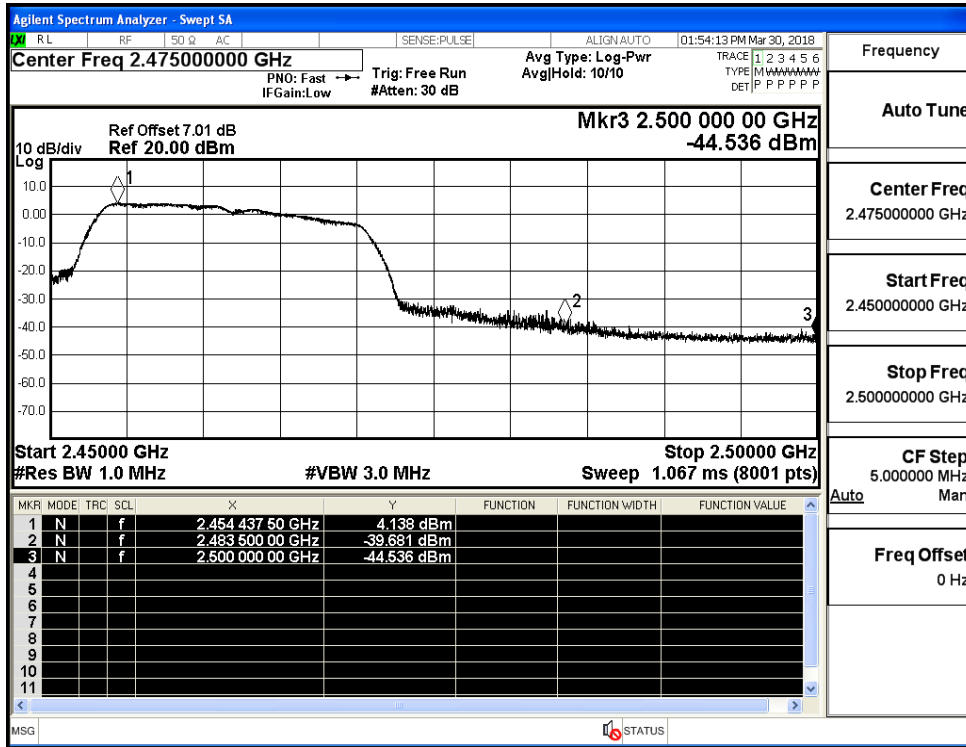
Restrict-band band-edge measurements_11N20SISO_2412_Ant1_PEAK



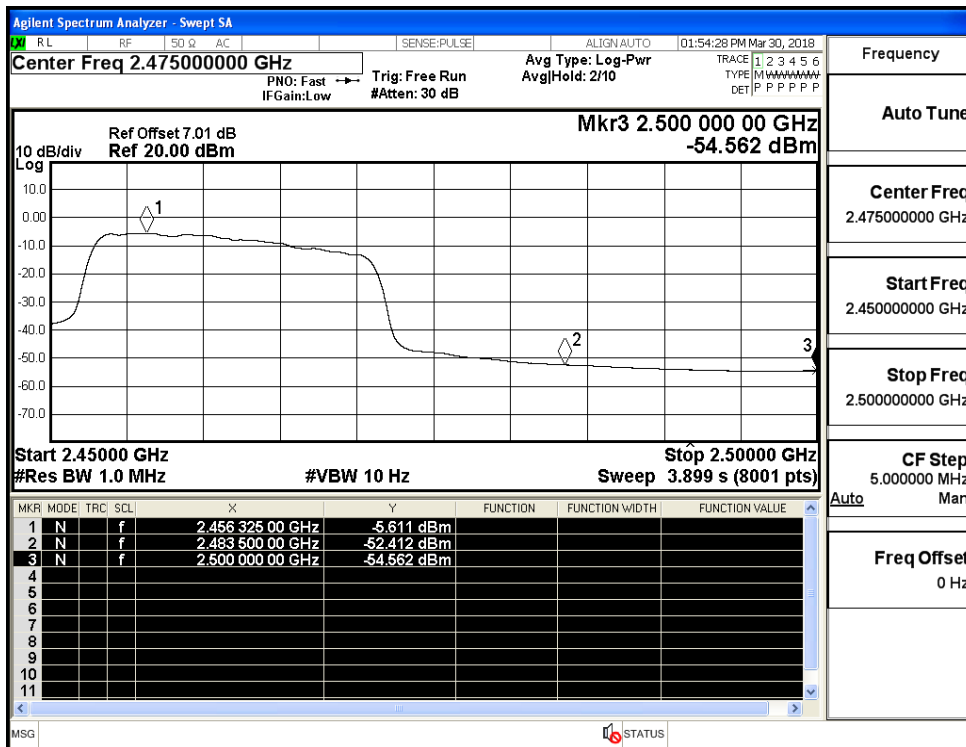
Restrict-band band-edge measurements_11N20SISO_2412_Ant1_AV



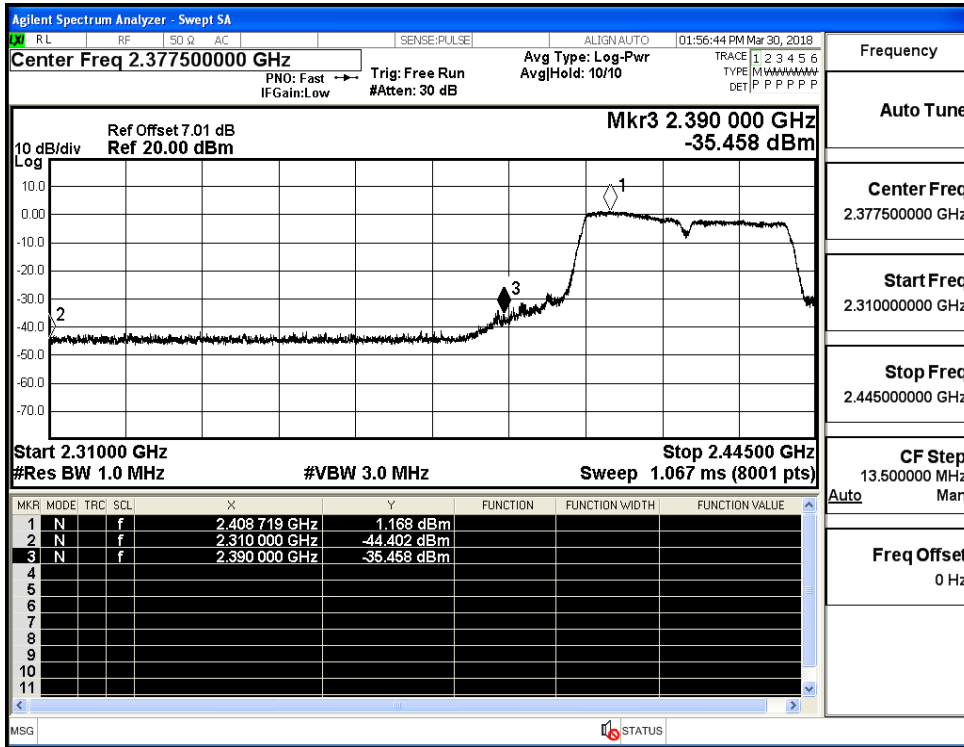
Restrict-band band-edge measurements_11N20SISO_2462_Ant1_PEAK



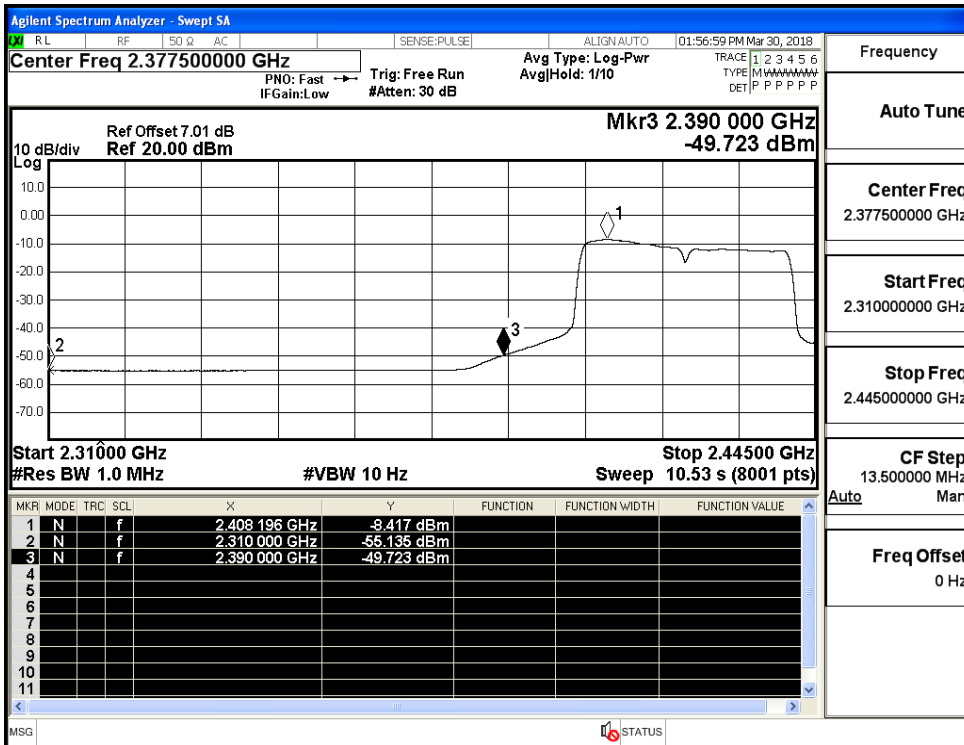
Restrict-band band-edge measurements_11N20SISO_2462_Ant1_AV



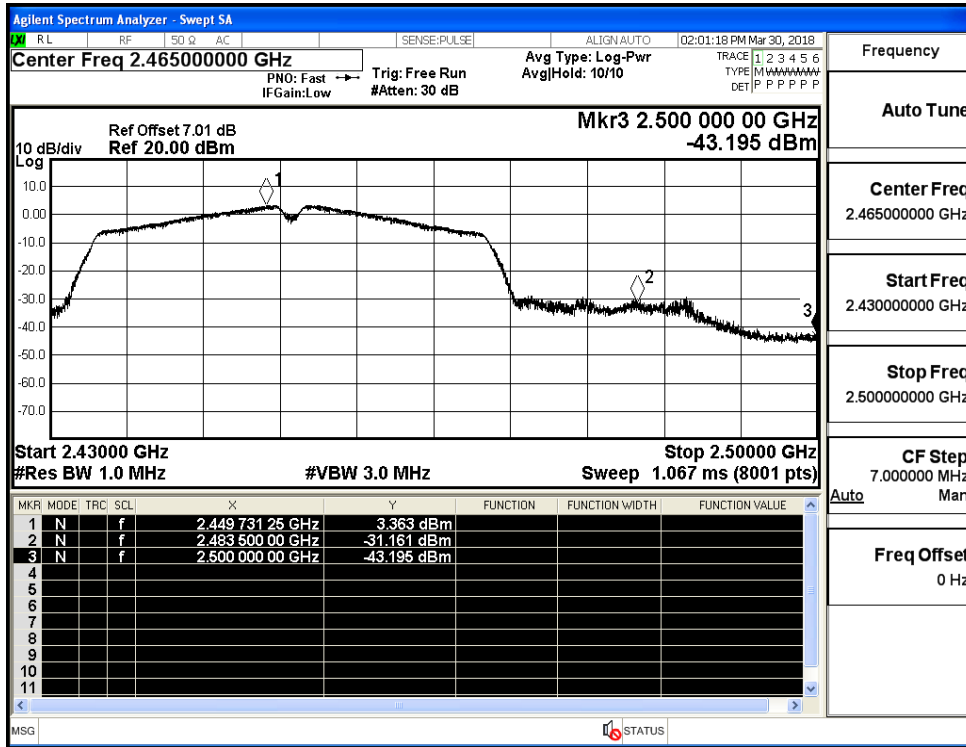
Restrict-band band-edge measurements_11N40SISO_2422_Ant1_PEAK



Restrict-band band-edge measurements_11N40SISO_2422_Ant1_AV



Restrict-band band-edge measurements_11N40SISO_2452_Ant1_PEAK



Restrict-band band-edge measurements_11N40SISO_2452_Ant1_AV

