

WARRANTY OVERVIEW

1-year warranty on all parts of Saregama Carvaan (except battery). This includes replacement of damaged units.

The warranty does not cover the following:

- Liability for loss of data/content loaded in the product due to misuse or tampering by the customer
- Functionality of the Product(s)
- Wear and tear of the memory card, speaker, battery and display panel if the product is used in commercial, business, industrial, educational or rental applications

- Damage caused due to act of God & force majeure events including but not limited to fire or water damage, electrical disturbances etc.

To register a complaint or a service request, please send an email to help@saregama.com

WARRANTY TERMS

Warranty is provided only on Product(s) which is purchased from Saregama, Saregama Authorized Dealer, Authorized Reseller or Authorized Online Resellers. 1-year warranty will be provided on the Product(s).

In order to claim the Warranty Customer will have to mail their request to help@saregama.com

The Customer will receive as reply to his/her email an address on which said Customer may send the defective unit of the Product ("said address").

The defective unit of the Product and Accessories must be sent to the said address (with the original packaging when purchased or similar packaging at the cost of the customer) and the said defective unit of the Product and Accessories is received at the said address. Saregama will dispatch a fresh unit of the Product and Accessories to Customer's address. In the event on receipt, Saregama finds that the allegedly defective unit of Product does not have any defects, Saregama will dispatch the same unit of the Product and Accessories received from customer, back to the Customer's address.

In order to avail the Warranty, customer will have to provide the invoice of the unit or the Product purchased by customer to Saregama along with the defective unit of the product or by emailing to Saregama at the email address provided for the same purpose a scanned copy of the said invoice.

The replaced unit of the Product and Accessories shall become the property of Saregama.

WARRANTY CARD

Customer's Name: _____
 Customer's Address: _____
 Product Serial No.: _____
 Date of Purchase: _____
 Expiry Date: _____
 I accept the terms and conditions of the warranty.
 Retailer's Name: _____
 Retailer's Signature/Seal: _____
 _____ Customer's Signature

IMPORTANT LINKS

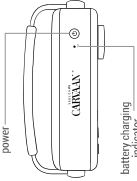
Station List & Song List:
www.saregama.com/carvaan/2018/songlist
 Detailed Warranty:
www.saregama.com/carvaan/2018/warranty
 Download "Saregama Carvaan App" from the Apple/Android store.



SAREGAMA
CARVAAN™
 HINDI | 101

USER MANUAL

BUTTONS & PORTS ON SAREGAMA CARVAAN



Full battery charge time: 2-3 hours;
 Battery usage: Approximately 5 hours once the battery is fully charged

To choose a mode, press the corresponding mode button on the unit/ remote

1. **SAREGAMA**: 5000 pre-loaded evergreen songs categorized into Artists, Specials & Genres. This is the default mode on first power on/reset.

2. **USB / AUX IN**: Plug in a USB into the USB port on Carvaan to enjoy your personal collection of songs. You can also connect an external speaker to the AUX IN port. Press the play/pause button from your phone/tablet. Press the mode button to switch between USB and AUX IN.

3. **FM/AM****: Listen to local FM/AM stations. Press the mode button to switch between FM and AM.

FM Frequency: 87.5 to 108.MHZ
 AM Frequency: 520 to 1710 KHZ

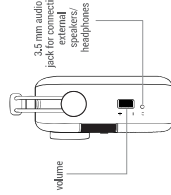
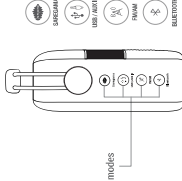
Note: We recommend that you do not put the unit on charge while listening to FM/AM as it will interrupt the signal.





4. **BLUETOOTH*****: Pair your mobile phone/tablet with Carvaan. Enjoy songs stored on your personal device on Carvaan speakers

**support for USB 2.0

***AM station will play as per broadcast timings

****support for BT version 4.1



<p>Choose a category in Saregama Mode</p> <ol style="list-style-type: none"> Artists: 65+ music stations dedicated to legends like Lata Mangeshkar, Kishore Kumar, Asha Bhosle, Mohd. Rafi, R.D. Burman, Gulzar, Rishi Kapoor, Amitabh Bachchan, Nour Jehan, Mukesh, Nergis, Reeha etc. Specials: 15+ music stations dedicated to Specials like Romance, Ghazal, Gurbani, Bhakti, Kapoor, Instrumental, Soul, Songs with Dialogues, Hindustani etc. Geetmala: 50 years of Ansen Sayani's Geetmala spanning across 50 music stations  <p>reset to factory settings</p> <p>AUX in</p> <p>USB port</p> <p>charging port</p>	<p>To replace the remote control battery:</p> <ol style="list-style-type: none"> Open the battery compartment Insert a fresh CR2025 battery with the correct polarity (+/-) Close the battery compartment Discard the used battery  <p>favorite</p> <p>increase volume</p> <p>decrease volume</p> <p>play/pause</p> <p>next song</p> <p>previous station</p> <p>Saregama mode</p> <p>USB/FM/TV mode</p> <p>FM mode</p>	<p>RE The FCC Declaration of Conformity or the FCC label or the FCC mark is a certification mark employed on electronic products manufactured or sold in UK which certifies that the electromagnetic interference from the device is under limits approved by the Federal Communications Commission.</p> <p>A device that is marketed for use in the home or a residential area by the customer comes under Class B devices which require either Verification, Certification, or Self Declaration depending on the type of product.</p> <p>Saregama Carvaan comes under Class-B and it undergoes all the requirements generated by FCC and has received the FCC certificate after going a Declaration of Conformity under the new FCC DoC/Self declaration procedures.</p> <p>RoHS The European Union introduced a series of measures to simplify the movement of goods throughout the European Union (EU) and the world. These measures are known as the New Approach. These measures provide a common product design and above all, seeks to harmonize product safety requirements across Europe.</p> <p>Throughout Europe, where a New Approach Directive is in force, Saregama proceeds with the CE mark for Carvaan which will therefore reduce the risk of customer dissatisfaction.</p> <p>WEEE WEEE stands for Waste from Electrical and Electronic Equipment. WEEE Directive 2002/96/EC mandates the treatment, recovery and recycling of electric and electronic equipment. Saregama Carvaan has been sold in UK market had passed all the WEEE compliance and carry the "Wheeler Bin" sticker on the label as well. Saregama has labelled its branded electronic products with the WEEE Symbol to alert our customers that their products bearing this label should not be disposed in a landfill or with municipal or household waste.</p>
<p>1. CARE FOR PRODUCT</p> <ol style="list-style-type: none"> Keep Carvaan away from dust and excessive heat (heat registers, stove etc). Prevent spillage of water or any other liquid as this can cause failure of Carvaan or could prove to be a potential fire hazard Clean the unit with a dry cloth only Do not walk on or pinch the power cord close to the plug Do not immerse Carvaan or the remote into water <p>3. OTHERS</p> <ol style="list-style-type: none"> Use attachments/accessories as specified by the manufacturer To register a complaint or a service request, please send an email to help@saregama.com 	<p>2. CARE FOR BATTERY</p> <ol style="list-style-type: none"> Do not expose the battery to heat sources greater than 60°C Recycle or dispose the battery when essential. Please ensure proper battery handling and disposal methods 	<p>WEEE stands for Waste from Electrical and Electronic Equipment. WEEE Directive 2002/96/EC mandates the treatment, recovery and recycling of electric and electronic equipment. Saregama Carvaan has been sold in UK market had passed all the WEEE compliance and carry the "Wheeler Bin" sticker on the label as well. Saregama has labelled its branded electronic products with the WEEE Symbol to alert our customers that their products bearing this label should not be disposed in a landfill or with municipal or household waste.</p>
<p>Choose your preferred category in Saregama mode</p>  <p>next station</p> <p>previous station</p> <p>Saregama mode</p> <p>USB/FM/TV mode</p> <p>FM mode</p>	<p>1. CARE FOR PRODUCT</p> <ol style="list-style-type: none"> Keep Carvaan away from dust and excessive heat (heat registers, stove etc). Prevent spillage of water or any other liquid as this can cause failure of Carvaan or could prove to be a potential fire hazard Clean the unit with a dry cloth only Do not walk on or pinch the power cord close to the plug Do not immerse Carvaan or the remote into water Remove the remote battery when it is not used for longer duration Do not mix different brands or types of batteries in the remote <p>2. CARE FOR BATTERY</p> <ol style="list-style-type: none"> Do not expose the battery to heat sources greater than 60°C Recycle or dispose the battery when essential. Please ensure proper battery handling and disposal methods 	<p>SAREGAMA CARVAAN APP</p> <p>Download the "Saregama Carvaan" app from the Apple / Android store to enjoy a host of free and subscription based services.</p> <p>Free service – Use the app to find a song, create playlists to play out on your Carvaan unit.</p> <p><small>Note: To use the app, press the "Saregama mode" button on Carvaan. Connect the app & Carvaan using Bluetooth on your phone/tablet.</small></p> <p>Subscription services – Subscribe to the app and listen to the songs on your phone/tablet without being connected to the Carvaan unit.</p> <p>Refer to the enclosed insert for steps on how to connect the app and Carvaan unit.</p>  <p>Available on the Google Play</p> <p>Available on the App Store</p>

This equipment has been tested and found to comply with the limits for a Class B digital device, pursuant to part 15 of the FCC Rules. These limits are designed to provide reasonable protection against harmful interference in a residential installation. This equipment generates, uses and can radiate radio frequency energy and, if not installed and used in accordance with the instructions, may cause harmful interference to radio communications. However, there is no guarantee that interference will not occur in a particular installation. If this equipment does cause harmful interference to radio or television reception, which can be determined by turning the equipment off and on, the user is encouraged to try to correct the interference by one or more of the following measures:

- Reorient or relocate the receiving antenna.
- Increase the separation between the equipment and receiver.
- Connect the equipment into an outlet on a circuit different from that to which the receiver is connected.
- Consult the dealer or an experienced radio/TV technician for help.

Caution: Any changes or modifications to this device not explicitly approved by manufacturer could void your authority to operate this equipment.

This device complies with part 15 of the FCC Rules. Operation is subject to the following two conditions: (1) This device may not cause harmful interference, and (2) this device must accept any interference received, including interference that may cause undesired operation.

The device has been evaluated to meet general RF exposure requirement.