



APPENDIX B EUT TEST POSITION PHOTOS

Liquid depth $\geq 15\text{cm}$


Phantom Type: Triple Flat Phantom 5.1C; Model: QD 000 P51 CA; S/N: 1130



Phantom Type: Twin SAM; Model: Twin SAM V5.0; S/N: 1412




Head Left Cheek Setup Photo




Head Left Tilt Setup Photo




Head Right Cheek Setup Photo



Head Right Tilt Setup Photo



Body(Worn) Back Setup Photo(10mm)



Body Left Setup Photo(10mm)



Body Bottom Setup Photo(10mm)

