

Test Plot 1#: GSM 850_Head Left Cheek_Middle**DUT: 4G Phone; Type: EPIC T; Serial: 18030100121**

Communication System: Generic GSM; Frequency: 836.6 MHz; Duty Cycle: 1:8
Medium parameters used: $f = 836.6$ MHz; $\sigma = 0.873$ S/m; $\epsilon_r = 42.27$; $\rho = 1000$ kg/m³ ;
Phantom section: Left Section

DASY5 Configuration:

- Probe: ES3DV2 - SN3019; ConvF(6.57, 6.57, 6.57); Calibrated: 2017/10/30;
- Sensor-Surface: 4mm (Mechanical Surface Detection)
- Electronics: DAE4 Sn772; Calibrated: 2017/10/9
- Phantom: Twin SAM; Type: Twin SAM V5.0; Serial: 1412
- Measurement SW: DASY52, Version 52.8 (8);

Area Scan (121x71x1): Interpolated grid: dx=1.500 mm, dy=1.500 mm

Maximum value of SAR (interpolated) = 0.0587 W/kg

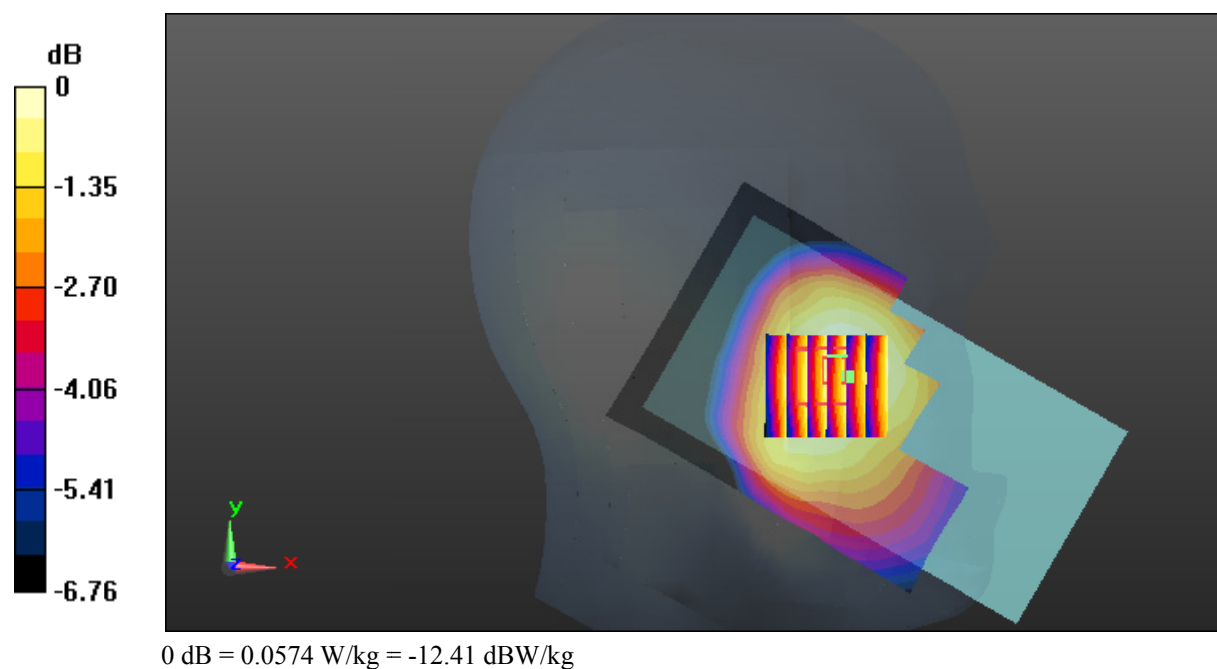
Zoom Scan (6x6x7)/Cube 0: Measurement grid: dx=8mm, dy=8mm, dz=5mm

Reference Value = 2.241 V/m; Power Drift = -0.10 dB

Peak SAR (extrapolated) = 0.0610 W/kg

SAR(1 g) = 0.051 W/kg; SAR(10 g) = 0.042 W/kg

Maximum value of SAR (measured) = 0.0574 W/kg



Test Plot 2#: GSM 850_Head Left Tilt_Middle**DUT: 4G Phone; Type: EPIC T; Serial: 18030100121**

Communication System: Generic GSM; Frequency: 836.6 MHz; Duty Cycle: 1:8
Medium parameters used: $f = 836.6$ MHz; $\sigma = 0.873$ S/m; $\epsilon_r = 42.27$; $\rho = 1000$ kg/m³ ;
Phantom section: Left Section

DASY5 Configuration:

- Probe: ES3DV2 - SN3019; ConvF(6.57, 6.57, 6.57); Calibrated: 2017/10/30;
- Sensor-Surface: 4mm (Mechanical Surface Detection)
- Electronics: DAE4 Sn772; Calibrated: 2017/10/9
- Phantom: Twin SAM; Type: Twin SAM V5.0; Serial: 1412
- Measurement SW: DASY52, Version 52.8 (8);

Area Scan (121x71x1): Interpolated grid: dx=1.500 mm, dy=1.500 mm

Maximum value of SAR (interpolated) = 0.0275 W/kg


Zoom Scan (5x5x7)/Cube 0: Measurement grid: dx=8mm, dy=8mm, dz=5mm

Reference Value = 2.739 V/m; Power Drift = -0.01 dB

Peak SAR (extrapolated) = 0.0290 W/kg

SAR(1 g) = 0.024 W/kg; SAR(10 g) = 0.020 W/kg

Maximum value of SAR (measured) = 0.0274 W/kg



0 dB = 0.0274 W/kg = -15.62 dBW/kg

Test Plot 3#: GSM 850_Head Right Cheek_Middle**DUT: 4G Phone; Type: EPIC T; Serial: 18030100121**

Communication System: Generic GSM; Frequency: 836.6 MHz; Duty Cycle: 1:8
Medium parameters used: $f = 836.6$ MHz; $\sigma = 0.873$ S/m; $\epsilon_r = 42.27$; $\rho = 1000$ kg/m³ ;
Phantom section: Right Section

DASY5 Configuration:

- Probe: ES3DV2 - SN3019; ConvF(6.57, 6.57, 6.57); Calibrated: 2017/10/30;
- Sensor-Surface: 4mm (Mechanical Surface Detection)
- Electronics: DAE4 Sn772; Calibrated: 2017/10/9
- Phantom: Twin SAM; Type: Twin SAM V5.0; Serial: 1412
- Measurement SW: DASY52, Version 52.8 (8);

Area Scan (121x71x1): Interpolated grid: dx=1.500 mm, dy=1.500 mm

Maximum value of SAR (interpolated) = 0.0683 W/kg


Zoom Scan (6x5x7)/Cube 0: Measurement grid: dx=8mm, dy=8mm, dz=5mm

Reference Value = 2.347 V/m; Power Drift = 0.17 dB

Peak SAR (extrapolated) = 0.0740 W/kg

SAR(1 g) = 0.057 W/kg; SAR(10 g) = 0.046 W/kg

Maximum value of SAR (measured) = 0.0672 W/kg



Test Plot 4#: GSM 850_Head Right Tilt_Middle**DUT: 4G Phone; Type: EPIC T; Serial: 18030100121**

Communication System: Generic GSM; Frequency: 836.6 MHz; Duty Cycle: 1:8
Medium parameters used: $f = 836.6$ MHz; $\sigma = 0.873$ S/m; $\epsilon_r = 42.27$; $\rho = 1000$ kg/m³ ;
Phantom section: Right Section

DASY5 Configuration:

- Probe: ES3DV2 - SN3019; ConvF(6.57, 6.57, 6.57); Calibrated: 2017/10/30;
- Sensor-Surface: 4mm (Mechanical Surface Detection)
- Electronics: DAE4 Sn772; Calibrated: 2017/10/9
- Phantom: Twin SAM; Type: Twin SAM V5.0; Serial: 1412
- Measurement SW: DASY52, Version 52.8 (8);

Area Scan (121x71x1): Interpolated grid: dx=1.500 mm, dy=1.500 mm

Maximum value of SAR (interpolated) = 0.0274 W/kg


Zoom Scan (5x5x7)/Cube 0: Measurement grid: dx=8mm, dy=8mm, dz=5mm

Reference Value = 2.357 V/m; Power Drift = 0.07 dB

Peak SAR (extrapolated) = 0.0280 W/kg

SAR(1 g) = 0.022 W/kg; SAR(10 g) = 0.018 W/kg

Maximum value of SAR (measured) = 0.0261 W/kg



Test Plot 5#: GSM 850_Body Worn Back_Middle**DUT: 4G Phone; Type: EPIC T; Serial: 18030100121**

Communication System: Generic GSM; Frequency: 836.6 MHz; Duty Cycle: 1:8
Medium parameters used: $f = 836.6$ MHz; $\sigma = 0.999$ S/m; $\epsilon_r = 55.313$; $\rho = 1000$ kg/m³ ;
Phantom section: Right Section

DASY5 Configuration:

- Probe: ES3DV2 - SN3019; ConvF(6.42, 6.42, 6.42); Calibrated: 2017/10/30;
- Sensor-Surface: 4mm (Mechanical Surface Detection)
- Electronics: DAE4 Sn772; Calibrated: 2017/10/9
- Phantom: Triple Flat Phantom 5.1C; Type: QD 000 P51 CA; Serial: 1130
- Measurement SW: DASY52, Version 52.8 (8);

Area Scan (121x71x1): Interpolated grid: dx=1.500 mm, dy=1.500 mm

Maximum value of SAR (interpolated) = 0.239 W/kg

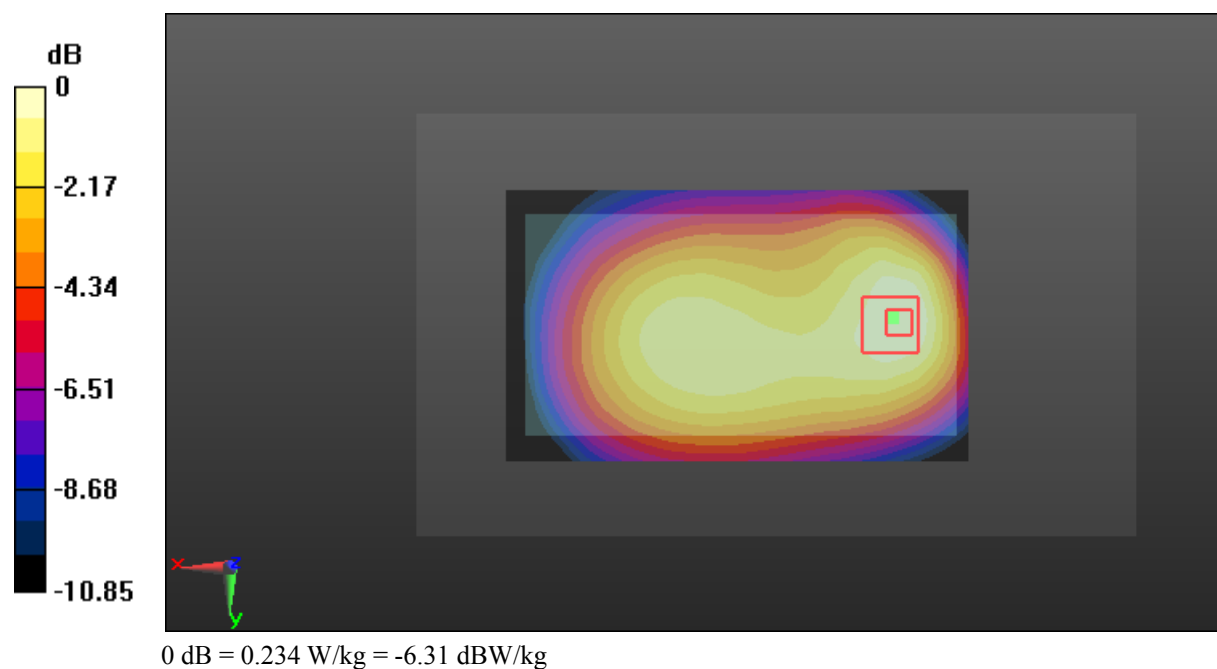
Zoom Scan (5x5x7)/Cube 0: Measurement grid: dx=8mm, dy=8mm, dz=5mm

Reference Value = 13.01 V/m; Power Drift = 0.07 dB

Peak SAR (extrapolated) = 0.331 W/kg

SAR(1 g) = 0.224 W/kg; SAR(10 g) = 0.151 W/kg

Maximum value of SAR (measured) = 0.234 W/kg



Test Plot 6#: GSM 850_Body Back_Middle**DUT: 4G Phone; Type: EPIC T; Serial: 18030100121**

Communication System: Generic GPRS-4 slots; Frequency: 836.6 MHz; Duty Cycle: 1:2
Medium parameters used: $f = 836.6$ MHz; $\sigma = 0.999$ S/m; $\epsilon_r = 55.313$; $\rho = 1000$ kg/m³ ;
Phantom section: Right Section

DASY5 Configuration:

- Probe: ES3DV2 - SN3019; ConvF(6.42, 6.42, 6.42); Calibrated: 2017/10/30;
- Sensor-Surface: 4mm (Mechanical Surface Detection)
- Electronics: DAE4 Sn772; Calibrated: 2017/10/9
- Phantom: Triple Flat Phantom 5.1C; Type: QD 000 P51 CA; Serial: 1130
- Measurement SW: DASY52, Version 52.8 (8);

Area Scan (121x71x1): Interpolated grid: dx=1.500 mm, dy=1.500 mm

Maximum value of SAR (interpolated) = 0.360 W/kg

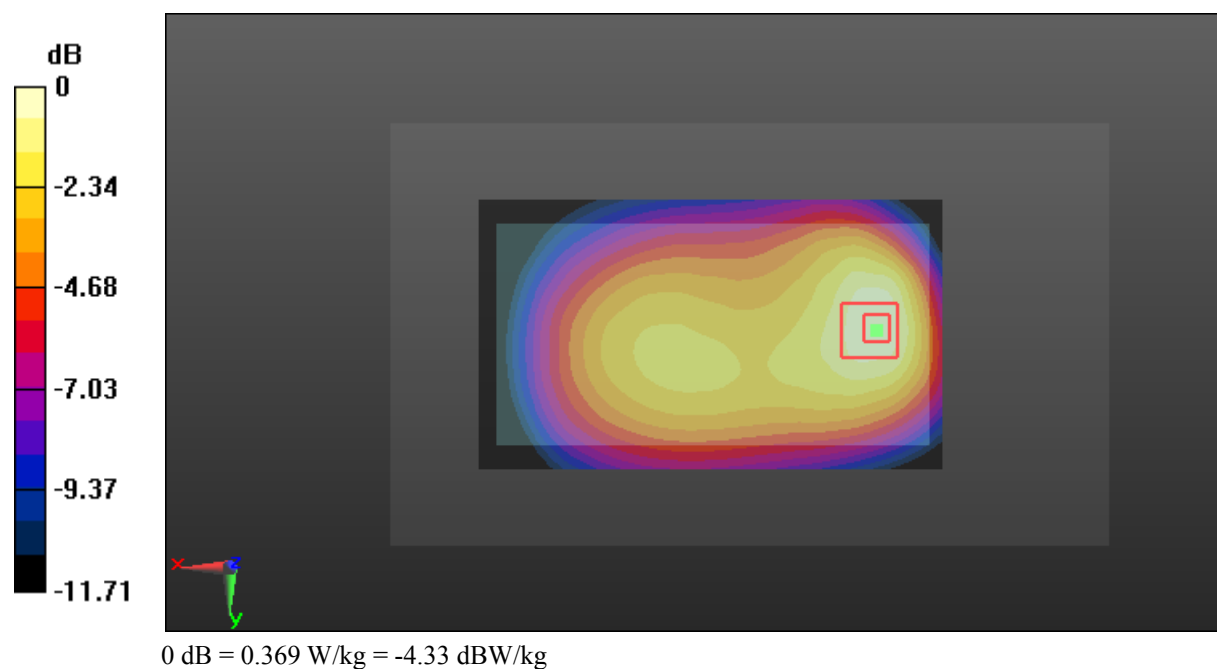
Zoom Scan (5x5x7)/Cube 0: Measurement grid: dx=8mm, dy=8mm, dz=5mm

Reference Value = 14.66 V/m; Power Drift = -0.08 dB

Peak SAR (extrapolated) = 0.521 W/kg

SAR(1 g) = 0.341 W/kg; SAR(10 g) = 0.224 W/kg

Maximum value of SAR (measured) = 0.369 W/kg



Test Plot 7#: GSM 850_Body Left_Middle**DUT: 4G Phone; Type: EPIC T; Serial: 18030100121**

Communication System: Generic GPRS-4 slots; Frequency: 836.6 MHz; Duty Cycle: 1:2
Medium parameters used: $f = 836.6$ MHz; $\sigma = 0.999$ S/m; $\epsilon_r = 55.313$; $\rho = 1000$ kg/m³ ;
Phantom section: Right Section

DASY5 Configuration:

- Probe: ES3DV2 - SN3019; ConvF(6.42, 6.42, 6.42); Calibrated: 2017/10/30;
- Sensor-Surface: 4mm (Mechanical Surface Detection)
- Electronics: DAE4 Sn772; Calibrated: 2017/10/9
- Phantom: Triple Flat Phantom 5.1C; Type: QD 000 P51 CA; Serial: 1130
- Measurement SW: DASY52, Version 52.8 (8);

Area Scan (121x51x1): Interpolated grid: dx=1.500 mm, dy=1.500 mm

Maximum value of SAR (interpolated) = 0.0959 W/kg


Zoom Scan (5x5x7)/Cube 0: Measurement grid: dx=8mm, dy=8mm, dz=5mm

Reference Value = 8.384 V/m; Power Drift = -0.16 dB

Peak SAR (extrapolated) = 0.116 W/kg

SAR(1 g) = 0.089 W/kg; SAR(10 g) = 0.065 W/kg

Maximum value of SAR (measured) = 0.0946 W/kg



Test Plot 8#: GSM 850_Body Bottom_Middle**DUT: 4G Phone; Type: EPIC T; Serial: 18030100121**

Communication System: Generic GPRS-4 slots; Frequency: 836.6 MHz; Duty Cycle: 1:2
Medium parameters used: $f = 836.6$ MHz; $\sigma = 0.999$ S/m; $\epsilon_r = 55.313$; $\rho = 1000$ kg/m³ ;
Phantom section: Right Section

DASY5 Configuration:

- Probe: ES3DV2 - SN3019; ConvF(6.42, 6.42, 6.42); Calibrated: 2017/10/30;
- Sensor-Surface: 4mm (Mechanical Surface Detection)
- Electronics: DAE4 Sn772; Calibrated: 2017/10/9
- Phantom: Triple Flat Phantom 5.1C; Type: QD 000 P51 CA; Serial: 1130
- Measurement SW: DASY52, Version 52.8 (8);

Area Scan (61x71x1): Interpolated grid: dx=1.500 mm, dy=1.500 mm

Maximum value of SAR (interpolated) = 0.194 W/kg


Zoom Scan (5x5x7)/Cube 0: Measurement grid: dx=8mm, dy=8mm, dz=5mm

Reference Value = 14.51 V/m; Power Drift = -0.04 dB

Peak SAR (extrapolated) = 0.270 W/kg

SAR(1 g) = 0.181 W/kg; SAR(10 g) = 0.120 W/kg

Maximum value of SAR (measured) = 0.195 W/kg



Test Plot 9#: GSM 1900_Head Left Cheek_Middle**DUT: 4G Phone; Type: EPIC T; Serial: 18030100121**

Communication System: Generic GSM; Frequency: 1880 MHz; Duty Cycle: 1:8
Medium parameters used: $f = 1880$ MHz; $\sigma = 1.365$ S/m; $\epsilon_r = 40.607$; $\rho = 1000$ kg/m³ ;
Phantom section: Left Section

DASY5 Configuration:

- Probe: ES3DV2 - SN3019; ConvF(4.93, 4.93, 4.93); Calibrated: 2017/10/30;
- Sensor-Surface: 4mm (Mechanical Surface Detection)
- Electronics: DAE4 Sn772; Calibrated: 2017/10/9
- Phantom: Twin SAM; Type: Twin SAM V5.0; Serial: 1412
- Measurement SW: DASY52, Version 52.8 (8);

Area Scan (121x71x1): Interpolated grid: dx=1.500 mm, dy=1.500 mm

Maximum value of SAR (interpolated) = 0.221 W/kg


Zoom Scan (5x5x7)/Cube 0: Measurement grid: dx=8mm, dy=8mm, dz=5mm

Reference Value = 3.886 V/m; Power Drift = -0.03 dB

Peak SAR (extrapolated) = 0.247 W/kg

SAR(1 g) = 0.160 W/kg; SAR(10 g) = 0.105 W/kg

Maximum value of SAR (measured) = 0.210 W/kg



0 dB = 0.210 W/kg = -6.78 dBW/kg

Test Plot 10#: GSM 1900_Head Left Tilt_Middle**DUT: 4G Phone; Type: EPIC T; Serial: 18030100121**

Communication System: Generic GSM; Frequency: 1880 MHz; Duty Cycle: 1:8
Medium parameters used: $f = 1880$ MHz; $\sigma = 1.365$ S/m; $\epsilon_r = 40.607$; $\rho = 1000$ kg/m³ ;
Phantom section: Left Section

DASY5 Configuration:

- Probe: ES3DV2 - SN3019; ConvF(4.93, 4.93, 4.93); Calibrated: 2017/10/30;
- Sensor-Surface: 4mm (Mechanical Surface Detection)
- Electronics: DAE4 Sn772; Calibrated: 2017/10/9
- Phantom: Twin SAM; Type: Twin SAM V5.0; Serial: 1412
- Measurement SW: DASY52, Version 52.8 (8);

Area Scan (121x71x1): Interpolated grid: dx=1.500 mm, dy=1.500 mm

Maximum value of SAR (interpolated) = 0.0622 W/kg


Zoom Scan (5x5x7)/Cube 0: Measurement grid: dx=8mm, dy=8mm, dz=5mm

Reference Value = 5.230 V/m; Power Drift = 0.12 dB

Peak SAR (extrapolated) = 0.0680 W/kg

SAR(1 g) = 0.049 W/kg; SAR(10 g) = 0.035 W/kg

Maximum value of SAR (measured) = 0.0613 W/kg



Test Plot 11#: GSM 1900_Head Right Cheek_Middle**DUT: 4G Phone; Type: EPIC T; Serial: 18030100121**

Communication System: Generic GSM; Frequency: 1880 MHz; Duty Cycle: 1:8
Medium parameters used: $f = 1880$ MHz; $\sigma = 1.365$ S/m; $\epsilon_r = 40.607$; $\rho = 1000$ kg/m³ ;
Phantom section: Right Section

DASY5 Configuration:

- Probe: ES3DV2 - SN3019; ConvF(4.93, 4.93, 4.93); Calibrated: 2017/10/30;
- Sensor-Surface: 4mm (Mechanical Surface Detection)
- Electronics: DAE4 Sn772; Calibrated: 2017/10/9
- Phantom: Twin SAM; Type: Twin SAM V5.0; Serial: 1412
- Measurement SW: DASY52, Version 52.8 (8);

Area Scan (121x71x1): Interpolated grid: dx=1.500 mm, dy=1.500 mm

Maximum value of SAR (interpolated) = 0.196 W/kg

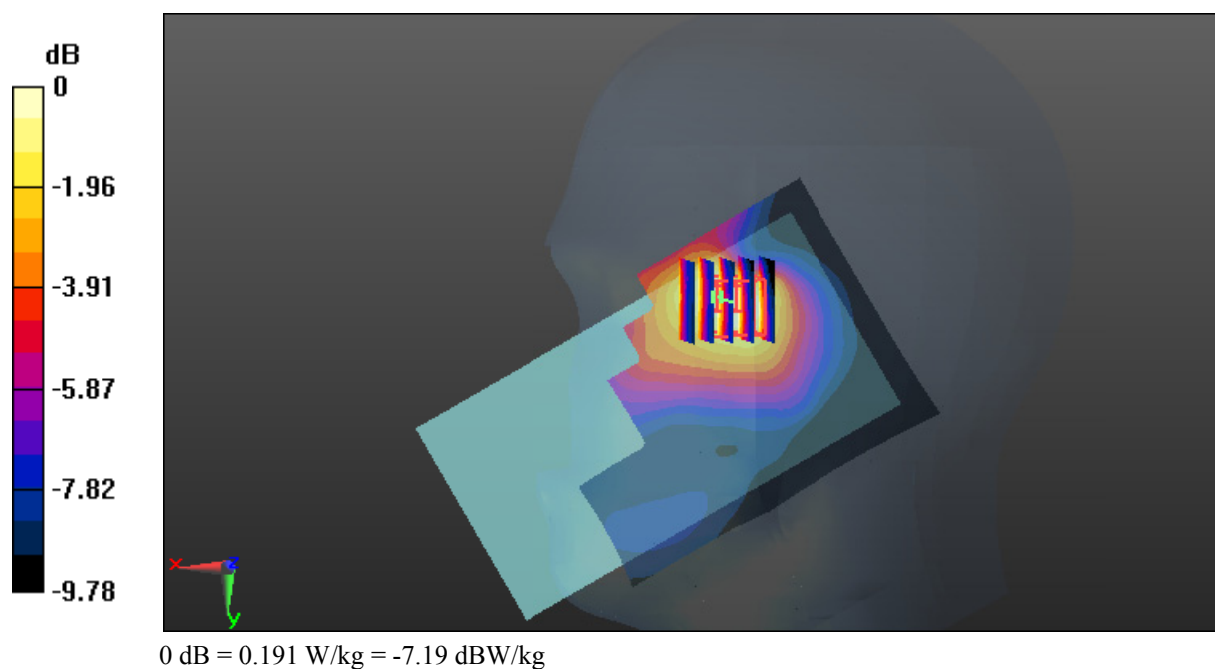
Zoom Scan (5x5x7)/Cube 0: Measurement grid: dx=8mm, dy=8mm, dz=5mm

Reference Value = 4.242 V/m; Power Drift = 0.06 dB

Peak SAR (extrapolated) = 0.233 W/kg

SAR(1 g) = 0.139 W/kg; SAR(10 g) = 0.088 W/kg

Maximum value of SAR (measured) = 0.191 W/kg



Test Plot 12#: GSM 1900_Head Right Tilt_Middle**DUT: 4G Phone; Type: EPIC T; Serial: 18030100121**

Communication System: Generic GSM; Frequency: 1880 MHz; Duty Cycle: 1:8
Medium parameters used: $f = 1880$ MHz; $\sigma = 1.365$ S/m; $\epsilon_r = 40.607$; $\rho = 1000$ kg/m³ ;
Phantom section: Right Section

DASY5 Configuration:

- Probe: ES3DV2 - SN3019; ConvF(4.93, 4.93, 4.93); Calibrated: 2017/10/30;
- Sensor-Surface: 4mm (Mechanical Surface Detection)
- Electronics: DAE4 Sn772; Calibrated: 2017/10/9
- Phantom: Twin SAM; Type: Twin SAM V5.0; Serial: 1412
- Measurement SW: DASY52, Version 52.8 (8);

Area Scan (121x71x1): Interpolated grid: dx=1.500 mm, dy=1.500 mm

Maximum value of SAR (interpolated) = 0.0921 W/kg

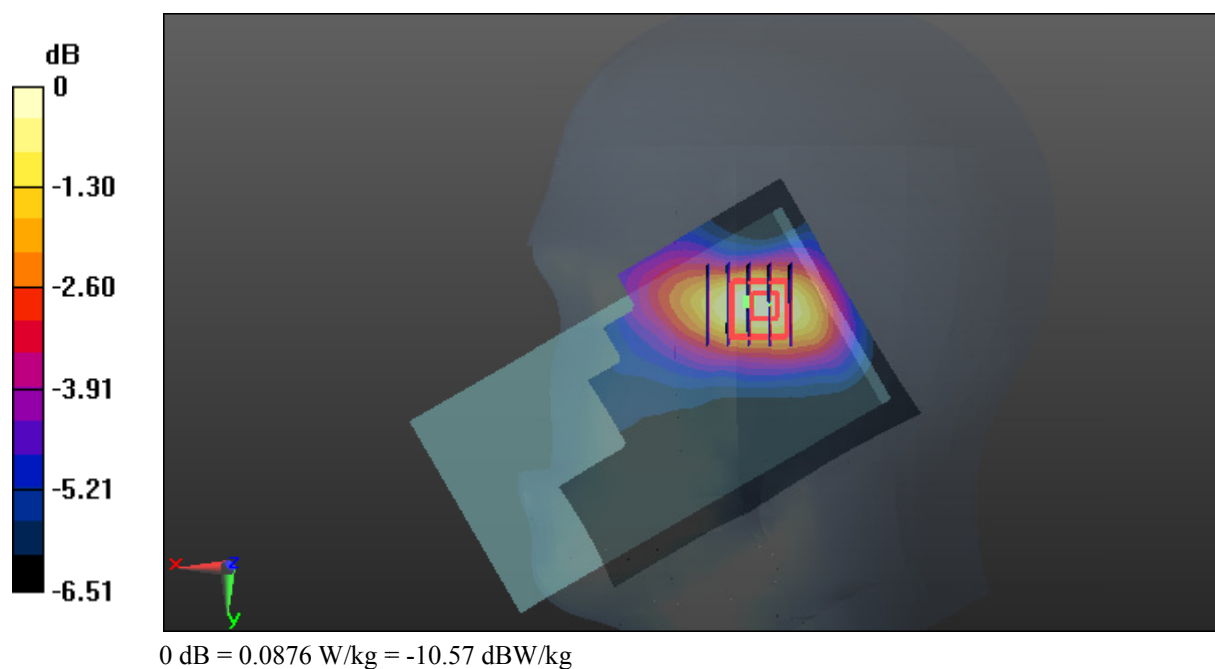
Zoom Scan (5x5x7)/Cube 0: Measurement grid: dx=8mm, dy=8mm, dz=5mm

Reference Value = 5.578 V/m; Power Drift = 0.05 dB

Peak SAR (extrapolated) = 0.100 W/kg

SAR(1 g) = 0.068 W/kg; SAR(10 g) = 0.046 W/kg

Maximum value of SAR (measured) = 0.0876 W/kg



Test Plot 13#: GSM 1900_Body Worn Back_Middle**DUT: 4G Phone; Type: EPIC T; Serial: 18030100121**

Communication System: Generic GSM; Frequency: 1880 MHz; Duty Cycle: 1:8
Medium parameters used: $f = 1880$ MHz; $\sigma = 1.487$ S/m; $\epsilon_r = 54.106$; $\rho = 1000$ kg/m³ ;
Phantom section: Left Section

DASY5 Configuration:

- Probe: ES3DV2 - SN3019; ConvF(4.65, 4.65, 4.65); Calibrated: 2017/10/30;
- Sensor-Surface: 4mm (Mechanical Surface Detection)
- Electronics: DAE4 Sn772; Calibrated: 2017/10/9
- Phantom: Triple Flat Phantom 5.1C; Type: QD 000 P51 CA; Serial: 1130
- Measurement SW: DASY52, Version 52.8 (8);

Area Scan (121x71x1): Interpolated grid: dx=1.500 mm, dy=1.500 mm

Maximum value of SAR (interpolated) = 0.215 W/kg


Zoom Scan (5x5x4)/Cube 0: Measurement grid: dx=8mm, dy=8mm, dz=5mm

Reference Value = 5.390 V/m; Power Drift = -0.15 dB

Peak SAR (extrapolated) = 0.328 W/kg

SAR(1 g) = 0.200 W/kg; SAR(10 g) = 0.116 W/kg

Maximum value of SAR (measured) = 0.225 W/kg



Test Plot 14#: GSM 1900_Body Back_Middle**DUT: 4G Phone; Type: EPIC T; Serial: 18030100121**

Communication System: Generic GPRS-4 slots; Frequency: 1880 MHz; Duty Cycle: 1:2
Medium parameters used: $f = 1880$ MHz; $\sigma = 1.487$ S/m; $\epsilon_r = 54.106$; $\rho = 1000$ kg/m³ ;
Phantom section: Left Section

DASY5 Configuration:

- Probe: ES3DV2 - SN3019; ConvF(4.65, 4.65, 4.65); Calibrated: 2017/10/30;
- Sensor-Surface: 4mm (Mechanical Surface Detection)
- Electronics: DAE4 Sn772; Calibrated: 2017/10/9
- Phantom: Triple Flat Phantom 5.1C; Type: QD 000 P51 CA; Serial: 1130
- Measurement SW: DASY52, Version 52.8 (8);

Area Scan (121x71x1): Interpolated grid: dx=1.500 mm, dy=1.500 mm

Maximum value of SAR (interpolated) = 0.341 W/kg


Zoom Scan (5x5x4)/Cube 0: Measurement grid: dx=8mm, dy=8mm, dz=5mm

Reference Value = 7.252 V/m; Power Drift = -0.14 dB

Peak SAR (extrapolated) = 0.527 W/kg

SAR(1 g) = 0.318 W/kg; SAR(10 g) = 0.183 W/kg

Maximum value of SAR (measured) = 0.358 W/kg



Test Plot 15#: GSM 1900_Body Left_Middle**DUT: 4G Phone; Type: EPIC T; Serial: 18030100121**

Communication System: Generic GPRS-4 slots; Frequency: 1880 MHz; Duty Cycle: 1:2
Medium parameters used: $f = 1880$ MHz; $\sigma = 1.487$ S/m; $\epsilon_r = 54.106$; $\rho = 1000$ kg/m³ ;
Phantom section: Left Section

DASY5 Configuration:

- Probe: ES3DV2 - SN3019; ConvF(4.65, 4.65, 4.65); Calibrated: 2017/10/30;
- Sensor-Surface: 4mm (Mechanical Surface Detection)
- Electronics: DAE4 Sn772; Calibrated: 2017/10/9
- Phantom: Triple Flat Phantom 5.1C; Type: QD 000 P51 CA; Serial: 1130
- Measurement SW: DASY52, Version 52.8 (8);

Area Scan (121x51x1): Interpolated grid: dx=1.500 mm, dy=1.500 mm

Maximum value of SAR (interpolated) = 0.127 W/kg


Zoom Scan (5x5x7)/Cube 0: Measurement grid: dx=8mm, dy=8mm, dz=5mm

Reference Value = 9.399 V/m; Power Drift = -0.09 dB

Peak SAR (extrapolated) = 0.165 W/kg

SAR(1 g) = 0.116 W/kg; SAR(10 g) = 0.073 W/kg

Maximum value of SAR (measured) = 0.128 W/kg



Test Plot 16#: GSM 1900_Body Bottom_Middle**DUT: 4G Phone; Type: EPIC T; Serial: 18030100121**

Communication System: Generic GPRS-4 slots; Frequency: 1880 MHz; Duty Cycle: 1:2
Medium parameters used: $f = 1880$ MHz; $\sigma = 1.487$ S/m; $\epsilon_r = 54.106$; $\rho = 1000$ kg/m³ ;
Phantom section: Left Section

DASY5 Configuration:

- Probe: ES3DV2 - SN3019; ConvF(4.65, 4.65, 4.65); Calibrated: 2017/10/30;
- Sensor-Surface: 4mm (Mechanical Surface Detection)
- Electronics: DAE4 Sn772; Calibrated: 2017/10/9
- Phantom: Triple Flat Phantom 5.1C; Type: QD 000 P51 CA; Serial: 1130
- Measurement SW: DASY52, Version 52.8 (8);

Area Scan (61x71x1): Interpolated grid: dx=1.500 mm, dy=1.500 mm

Maximum value of SAR (interpolated) = 0.175 W/kg


Zoom Scan (5x5x4)/Cube 0: Measurement grid: dx=8mm, dy=8mm, dz=5mm

Reference Value = 10.06 V/m; Power Drift = 0.06 dB

Peak SAR (extrapolated) = 0.257 W/kg

SAR(1 g) = 0.160 W/kg; SAR(10 g) = 0.098 W/kg

Maximum value of SAR (measured) = 0.175 W/kg



Test Plot 17#: WCDMA Band 2_Head Left Cheek_Middle**DUT: 4G Phone; Type: EPIC T; Serial: 18030100121**

Communication System: Generic WCDMA; Frequency: 1880 MHz; Duty Cycle: 1:1
Medium parameters used: $f = 1880$ MHz; $\sigma = 1.365$ S/m; $\epsilon_r = 40.607$; $\rho = 1000$ kg/m³ ;
Phantom section: Left Section

DASY5 Configuration:

- Probe: ES3DV2 - SN3019; ConvF(4.93, 4.93, 4.93); Calibrated: 2017/10/30;
- Sensor-Surface: 4mm (Mechanical Surface Detection)
- Electronics: DAE4 Sn772; Calibrated: 2017/10/9
- Phantom: Twin SAM; Type: Twin SAM V5.0; Serial: 1412
- Measurement SW: DASY52, Version 52.8 (8);

Area Scan (121x71x1): Interpolated grid: dx=1.500 mm, dy=1.500 mm

Maximum value of SAR (interpolated) = 0.110 W/kg


Zoom Scan (5x5x7)/Cube 0: Measurement grid: dx=8mm, dy=8mm, dz=5mm

Reference Value = 3.467 V/m; Power Drift = -0.08 dB

Peak SAR (extrapolated) = 0.123 W/kg

SAR(1 g) = 0.073 W/kg; SAR(10 g) = 0.046 W/kg

Maximum value of SAR (measured) = 0.103 W/kg



0 dB = 0.103 W/kg = -9.87 dBW/kg

Test Plot 18#: WCDMA Band 2_Head Left Tilt_Middle**DUT: 4G Phone; Type: EPIC T; Serial: 18030100121**

Communication System: Generic WCDMA; Frequency: 1880 MHz; Duty Cycle: 1:1
Medium parameters used: $f = 1880$ MHz; $\sigma = 1.365$ S/m; $\epsilon_r = 40.607$; $\rho = 1000$ kg/m³ ;
Phantom section: Left Section

DASY5 Configuration:

- Probe: ES3DV2 - SN3019; ConvF(4.93, 4.93, 4.93); Calibrated: 2017/10/30;
- Sensor-Surface: 4mm (Mechanical Surface Detection)
- Electronics: DAE4 Sn772; Calibrated: 2017/10/9
- Phantom: Twin SAM; Type: Twin SAM V5.0; Serial: 1412
- Measurement SW: DASY52, Version 52.8 (8);

Area Scan (121x71x1): Interpolated grid: dx=1.500 mm, dy=1.500 mm

Maximum value of SAR (interpolated) = 0.0450 W/kg


Zoom Scan (6x6x7)/Cube 0: Measurement grid: dx=8mm, dy=8mm, dz=5mm

Reference Value = 4.867 V/m; Power Drift = -0.12 dB

Peak SAR (extrapolated) = 0.0510 W/kg

SAR(1 g) = 0.033 W/kg; SAR(10 g) = 0.022 W/kg

Maximum value of SAR (measured) = 0.0436 W/kg



0 dB = 0.0436 W/kg = -13.61 dBW/kg

Test Plot 19#: WCDMA Band 2_Head Right Cheek_Middle**DUT: 4G Phone; Type: EPIC T; Serial: 18030100121**

Communication System: Generic WCDMA; Frequency: 1880 MHz; Duty Cycle: 1:1
Medium parameters used: $f = 1880$ MHz; $\sigma = 1.365$ S/m; $\epsilon_r = 40.607$; $\rho = 1000$ kg/m³ ;
Phantom section: Right Section

DASY5 Configuration:

- Probe: ES3DV2 - SN3019; ConvF(4.93, 4.93, 4.93); Calibrated: 2017/10/30;
- Sensor-Surface: 4mm (Mechanical Surface Detection)
- Electronics: DAE4 Sn772; Calibrated: 2017/10/9
- Phantom: Twin SAM; Type: Twin SAM V5.0; Serial: 1412
- Measurement SW: DASY52, Version 52.8 (8);

Area Scan (121x71x1): Interpolated grid: dx=1.500 mm, dy=1.500 mm

Maximum value of SAR (interpolated) = 0.0768 W/kg

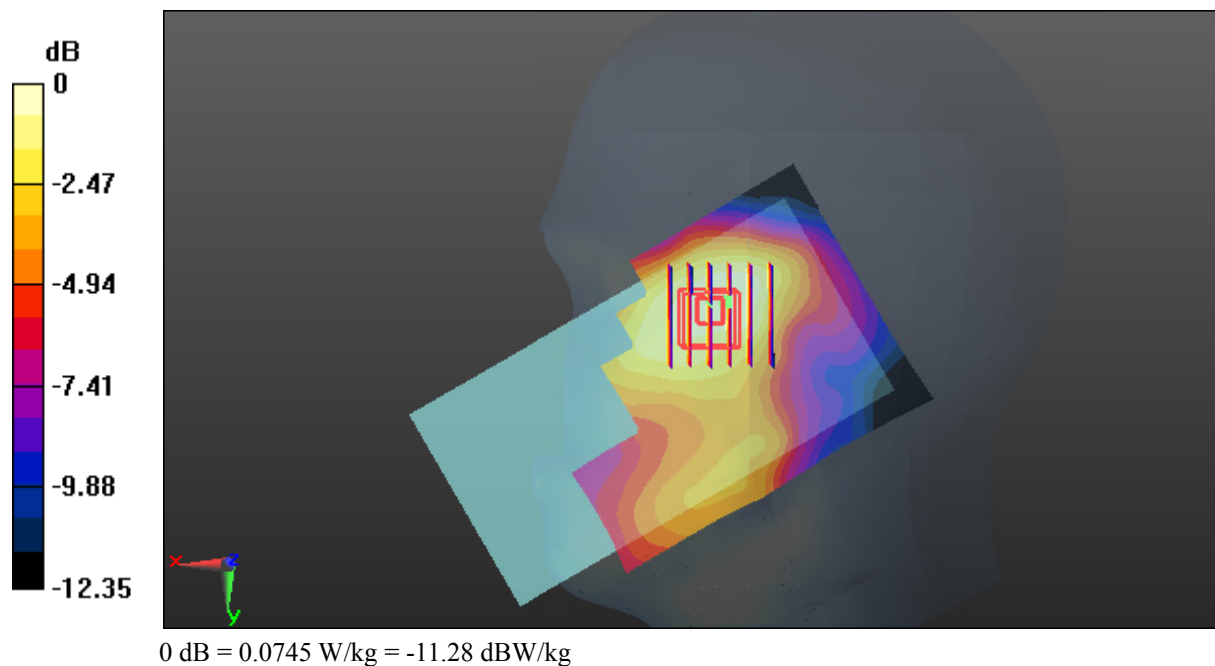
Zoom Scan (6x6x7)/Cube 0: Measurement grid: dx=8mm, dy=8mm, dz=5mm

Reference Value = 3.083 V/m; Power Drift = -0.06 dB

Peak SAR (extrapolated) = 0.0880 W/kg

SAR(1 g) = 0.057 W/kg; SAR(10 g) = 0.038 W/kg

Maximum value of SAR (measured) = 0.0745 W/kg



Test Plot 20#: WCDMA Band 2_Head Right Tilt_Middle**DUT: 4G Phone; Type: EPIC T; Serial: 18030100121**

Communication System: Generic WCDMA; Frequency: 1880 MHz; Duty Cycle: 1:1
Medium parameters used: $f = 1880$ MHz; $\sigma = 1.365$ S/m; $\epsilon_r = 40.607$; $\rho = 1000$ kg/m³ ;
Phantom section: Right Section

DASY5 Configuration:

- Probe: ES3DV2 - SN3019; ConvF(4.93, 4.93, 4.93); Calibrated: 2017/10/30;
- Sensor-Surface: 4mm (Mechanical Surface Detection)
- Electronics: DAE4 Sn772; Calibrated: 2017/10/9
- Phantom: Twin SAM; Type: Twin SAM V5.0; Serial: 1412
- Measurement SW: DASY52, Version 52.8 (8);

Area Scan (121x71x1): Interpolated grid: dx=1.500 mm, dy=1.500 mm

Maximum value of SAR (interpolated) = 0.0529 W/kg

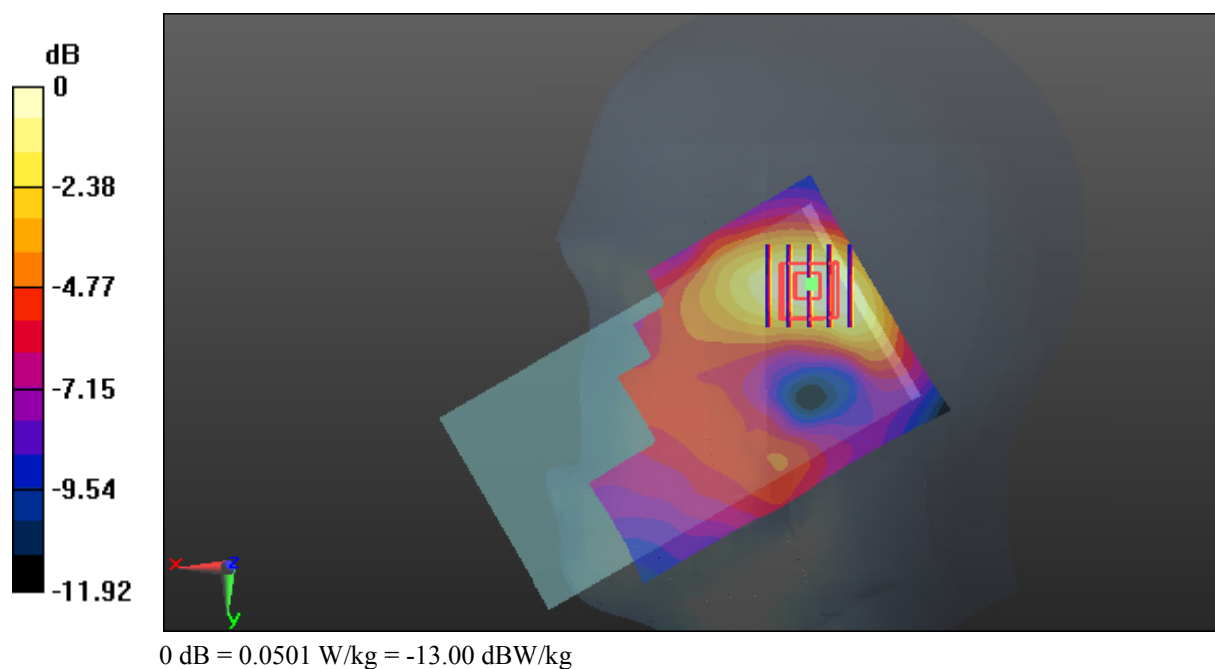
Zoom Scan (5x5x7)/Cube 0: Measurement grid: dx=8mm, dy=8mm, dz=5mm

Reference Value = 4.721 V/m; Power Drift = 0.10 dB

Peak SAR (extrapolated) = 0.0590 W/kg

SAR(1 g) = 0.037 W/kg; SAR(10 g) = 0.024 W/kg

Maximum value of SAR (measured) = 0.0501 W/kg



Test Plot 21#: WCDMA Band 2_Body Back_Middle**DUT: 4G Phone; Type: EPIC T; Serial: 18030100121**

Communication System: Generic WCDMA; Frequency: 1880 MHz; Duty Cycle: 1:1
Medium parameters used: $f = 1880$ MHz; $\sigma = 1.487$ S/m; $\epsilon_r = 54.106$; $\rho = 1000$ kg/m³ ;
Phantom section: Left Section

DASY5 Configuration:

- Probe: ES3DV2 - SN3019; ConvF(4.65, 4.65, 4.65); Calibrated: 2017/10/30;
- Sensor-Surface: 4mm (Mechanical Surface Detection)
- Electronics: DAE4 Sn772; Calibrated: 2017/10/9
- Phantom: Triple Flat Phantom 5.1C; Type: QD 000 P51 CA; Serial: 1130
- Measurement SW: DASY52, Version 52.8 (8);

Area Scan (121x71x1): Interpolated grid: dx=1.500 mm, dy=1.500 mm

Maximum value of SAR (interpolated) = 0.260 W/kg


Zoom Scan (5x5x4)/Cube 0: Measurement grid: dx=8mm, dy=8mm, dz=5mm

Reference Value = 5.864 V/m; Power Drift = 0.03 dB

Peak SAR (extrapolated) = 0.403 W/kg

SAR(1 g) = 0.254 W/kg; SAR(10 g) = 0.146 W/kg

Maximum value of SAR (measured) = 0.279 W/kg



Test Plot 22#: WCDMA Band 2_Body Left_Middle**DUT: 4G Phone; Type: EPIC T; Serial: 18030100121**

Communication System: Generic WCDMA; Frequency: 1880 MHz; Duty Cycle: 1:1
Medium parameters used: $f = 1880$ MHz; $\sigma = 1.487$ S/m; $\epsilon_r = 54.106$; $\rho = 1000$ kg/m³ ;
Phantom section: Left Section

DASY5 Configuration:

- Probe: ES3DV2 - SN3019; ConvF(4.65, 4.65, 4.65); Calibrated: 2017/10/30;
- Sensor-Surface: 4mm (Mechanical Surface Detection)
- Electronics: DAE4 Sn772; Calibrated: 2017/10/9
- Phantom: Triple Flat Phantom 5.1C; Type: QD 000 P51 CA; Serial: 1130
- Measurement SW: DASY52, Version 52.8 (8);

Area Scan (121x51x1): Interpolated grid: dx=1.500 mm, dy=1.500 mm

Maximum value of SAR (interpolated) = 0.0915 W/kg


Zoom Scan (5x5x7)/Cube 0: Measurement grid: dx=8mm, dy=8mm, dz=5mm

Reference Value = 6.439 V/m; Power Drift = 0.02 dB

Peak SAR (extrapolated) = 0.124 W/kg

SAR(1 g) = 0.082 W/kg; SAR(10 g) = 0.052 W/kg

Maximum value of SAR (measured) = 0.0897 W/kg



Test Plot 23#: WCDMA Band 2_Body Bottom_Middle**DUT: 4G Phone; Type: EPIC T; Serial: 18030100121**

Communication System: Generic WCDMA; Frequency: 1880 MHz; Duty Cycle: 1:1
Medium parameters used: $f = 1880$ MHz; $\sigma = 1.487$ S/m; $\epsilon_r = 54.106$; $\rho = 1000$ kg/m³ ;
Phantom section: Left Section

DASY5 Configuration:

- Probe: ES3DV2 - SN3019; ConvF(4.65, 4.65, 4.65); Calibrated: 2017/10/30;
- Sensor-Surface: 4mm (Mechanical Surface Detection)
- Electronics: DAE4 Sn772; Calibrated: 2017/10/9
- Phantom: Triple Flat Phantom 5.1C; Type: QD 000 P51 CA; Serial: 1130
- Measurement SW: DASY52, Version 52.8 (8);

Area Scan (61x71x1): Interpolated grid: dx=1.500 mm, dy=1.500 mm

Maximum value of SAR (interpolated) = 0.140 W/kg

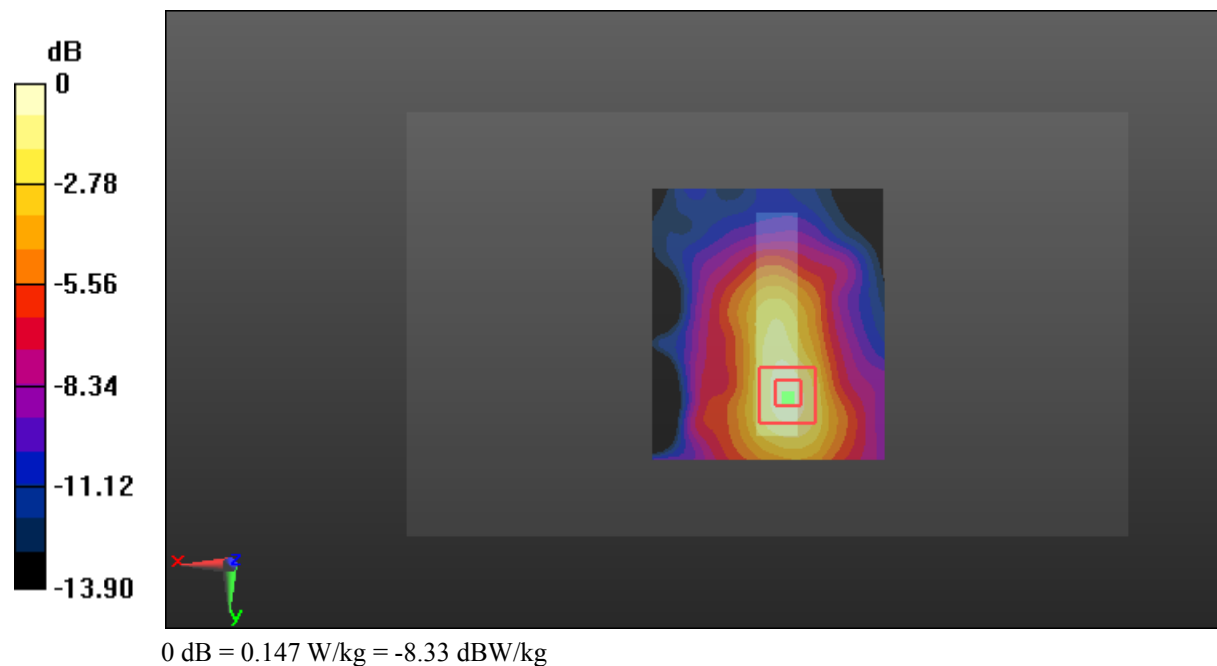
Zoom Scan (5x5x4)/Cube 0: Measurement grid: dx=8mm, dy=8mm, dz=5mm

Reference Value = 8.225 V/m; Power Drift = 0.10 dB

Peak SAR (extrapolated) = 0.208 W/kg

SAR(1 g) = 0.134 W/kg; SAR(10 g) = 0.081 W/kg

Maximum value of SAR (measured) = 0.147 W/kg



Test Plot 24#: WCDMA Band 5_Head Left Cheek_Middle**DUT: 4G Phone; Type: EPIC T; Serial: 18030100121**

Communication System: Generic WCDMA; Frequency: 836.6 MHz; Duty Cycle: 1:1
Medium parameters used: $f = 836.6$ MHz; $\sigma = 0.873$ S/m; $\epsilon_r = 42.27$; $\rho = 1000$ kg/m³ ;
Phantom section: Left Section

DASY5 Configuration:

- Probe: ES3DV2 - SN3019; ConvF(6.57, 6.57, 6.57); Calibrated: 2017/10/30;
- Sensor-Surface: 4mm (Mechanical Surface Detection)
- Electronics: DAE4 Sn772; Calibrated: 2017/10/9
- Phantom: Twin SAM; Type: Twin SAM V5.0; Serial: 1412
- Measurement SW: DASY52, Version 52.8 (8);

Area Scan (121x71x1): Interpolated grid: dx=1.500 mm, dy=1.500 mm

Maximum value of SAR (interpolated) = 0.0897 W/kg


Zoom Scan (6x6x7)/Cube 0: Measurement grid: dx=8mm, dy=8mm, dz=5mm

Reference Value = 2.797 V/m; Power Drift = 0.07 dB

Peak SAR (extrapolated) = 0.0970 W/kg

SAR(1 g) = 0.079 W/kg; SAR(10 g) = 0.066 W/kg

Maximum value of SAR (measured) = 0.0906 W/kg



0 dB = 0.0906 W/kg = -10.43 dBW/kg

Test Plot 25#: WCDMA Band 5_Head Left Tilt_Middle**DUT: 4G Phone; Type: EPIC T; Serial: 18030100121**

Communication System: Generic WCDMA; Frequency: 836.6 MHz; Duty Cycle: 1:1
Medium parameters used: $f = 836.6$ MHz; $\sigma = 0.873$ S/m; $\epsilon_r = 42.27$; $\rho = 1000$ kg/m³ ;
Phantom section: Left Section

DASY5 Configuration:

- Probe: ES3DV2 - SN3019; ConvF(6.57, 6.57, 6.57); Calibrated: 2017/10/30;
- Sensor-Surface: 4mm (Mechanical Surface Detection)
- Electronics: DAE4 Sn772; Calibrated: 2017/10/9
- Phantom: Twin SAM; Type: Twin SAM V5.0; Serial: 1412
- Measurement SW: DASY52, Version 52.8 (8);

Area Scan (121x71x1): Interpolated grid: dx=1.500 mm, dy=1.500 mm

Maximum value of SAR (interpolated) = 0.0418 W/kg

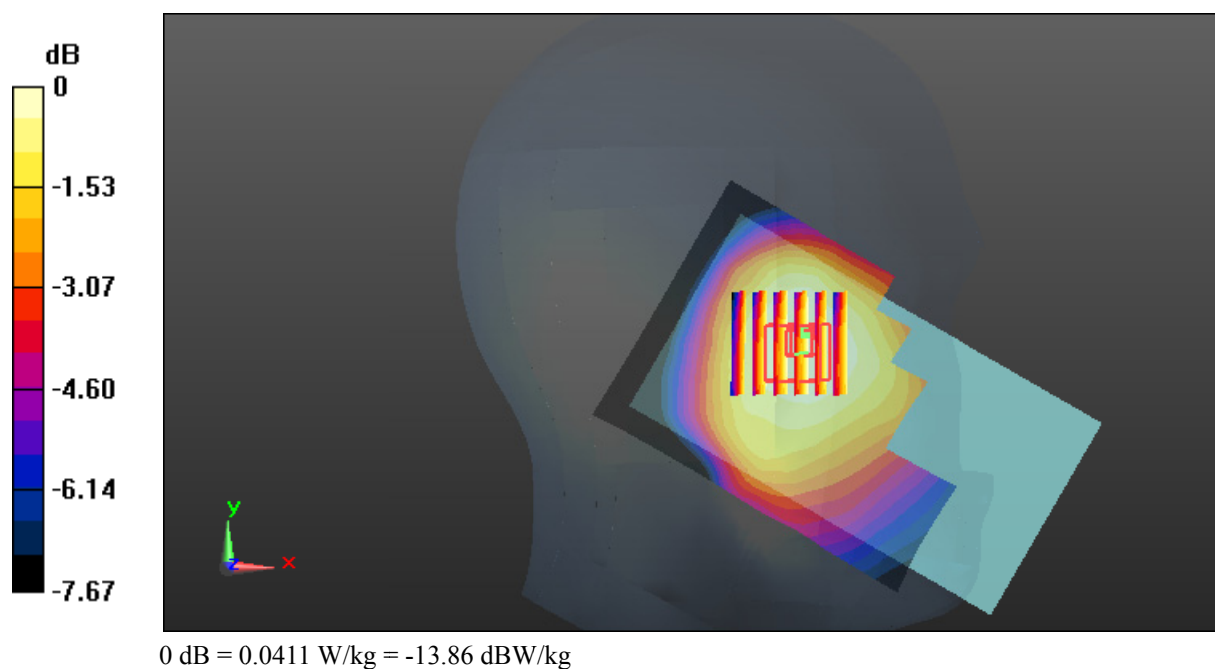
Zoom Scan (6x6x7)/Cube 0: Measurement grid: dx=8mm, dy=8mm, dz=5mm

Reference Value = 2.899 V/m; Power Drift = 0.06 dB

Peak SAR (extrapolated) = 0.0440 W/kg

SAR(1 g) = 0.036 W/kg; SAR(10 g) = 0.030 W/kg

Maximum value of SAR (measured) = 0.0411 W/kg



Test Plot 26#: WCDMA Band 5_Head Right Cheek_Middle**DUT: 4G Phone; Type: EPIC T; Serial: 18030100121**

Communication System: Generic WCDMA; Frequency: 836.6 MHz; Duty Cycle: 1:1
Medium parameters used: $f = 836.6$ MHz; $\sigma = 0.873$ S/m; $\epsilon_r = 42.27$; $\rho = 1000$ kg/m³ ;
Phantom section: Right Section

DASY5 Configuration:

- Probe: ES3DV2 - SN3019; ConvF(6.57, 6.57, 6.57); Calibrated: 2017/10/30;
- Sensor-Surface: 4mm (Mechanical Surface Detection)
- Electronics: DAE4 Sn772; Calibrated: 2017/10/9
- Phantom: Twin SAM; Type: Twin SAM V5.0; Serial: 1412
- Measurement SW: DASY52, Version 52.8 (8);

Area Scan (121x71x1): Interpolated grid: dx=1.500 mm, dy=1.500 mm

Maximum value of SAR (interpolated) = 0.104 W/kg


Zoom Scan (5x5x7)/Cube 0: Measurement grid: dx=8mm, dy=8mm, dz=5mm

Reference Value = 2.898 V/m; Power Drift = 0.04 dB

Peak SAR (extrapolated) = 0.109 W/kg

SAR(1 g) = 0.086 W/kg; SAR(10 g) = 0.070 W/kg

Maximum value of SAR (measured) = 0.101 W/kg



0 dB = 0.101 W/kg = -9.96 dBW/kg

Test Plot 27#: WCDMA Band 5_Head Right Tilt_Middle**DUT: 4G Phone; Type: EPIC T; Serial: 18030100121**

Communication System: Generic WCDMA; Frequency: 836.6 MHz; Duty Cycle: 1:1
Medium parameters used: $f = 836.6$ MHz; $\sigma = 0.873$ S/m; $\epsilon_r = 42.27$; $\rho = 1000$ kg/m³ ;
Phantom section: Right Section

DASY5 Configuration:

- Probe: ES3DV2 - SN3019; ConvF(6.57, 6.57, 6.57); Calibrated: 2017/10/30;
- Sensor-Surface: 4mm (Mechanical Surface Detection)
- Electronics: DAE4 Sn772; Calibrated: 2017/10/9
- Phantom: Twin SAM; Type: Twin SAM V5.0; Serial: 1412
- Measurement SW: DASY52, Version 52.8 (8);

Area Scan (121x71x1): Interpolated grid: dx=1.500 mm, dy=1.500 mm

Maximum value of SAR (interpolated) = 0.0416 W/kg

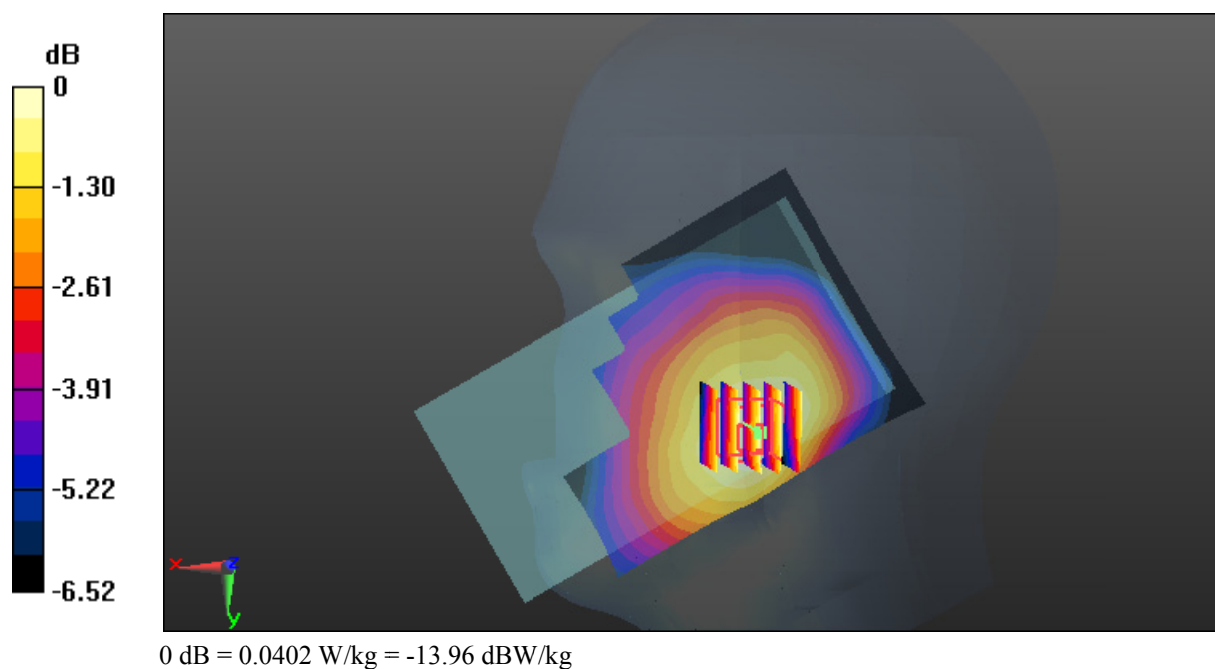
Zoom Scan (5x5x7)/Cube 0: Measurement grid: dx=8mm, dy=8mm, dz=5mm

Reference Value = 3.543 V/m; Power Drift = -0.05 dB

Peak SAR (extrapolated) = 0.0440 W/kg

SAR(1 g) = 0.035 W/kg; SAR(10 g) = 0.028 W/kg

Maximum value of SAR (measured) = 0.0402 W/kg



Test Plot 28#: WCDMA Band 5_Body Back_Middle**DUT: 4G Phone; Type: EPIC T; Serial: 18030100121**

Communication System: Generic WCDMA; Frequency: 836.6 MHz; Duty Cycle: 1:1
Medium parameters used: $f = 836.6$ MHz; $\sigma = 0.999$ S/m; $\epsilon_r = 55.313$; $\rho = 1000$ kg/m³ ;
Phantom section: Right Section

DASY5 Configuration:

- Probe: ES3DV2 - SN3019; ConvF(6.42, 6.42, 6.42); Calibrated: 2017/10/30;
- Sensor-Surface: 4mm (Mechanical Surface Detection)
- Electronics: DAE4 Sn772; Calibrated: 2017/10/9
- Phantom: Triple Flat Phantom 5.1C; Type: QD 000 P51 CA; Serial: 1130
- Measurement SW: DASY52, Version 52.8 (8);

Area Scan (121x71x1): Interpolated grid: dx=1.500 mm, dy=1.500 mm

Maximum value of SAR (interpolated) = 0.520 W/kg

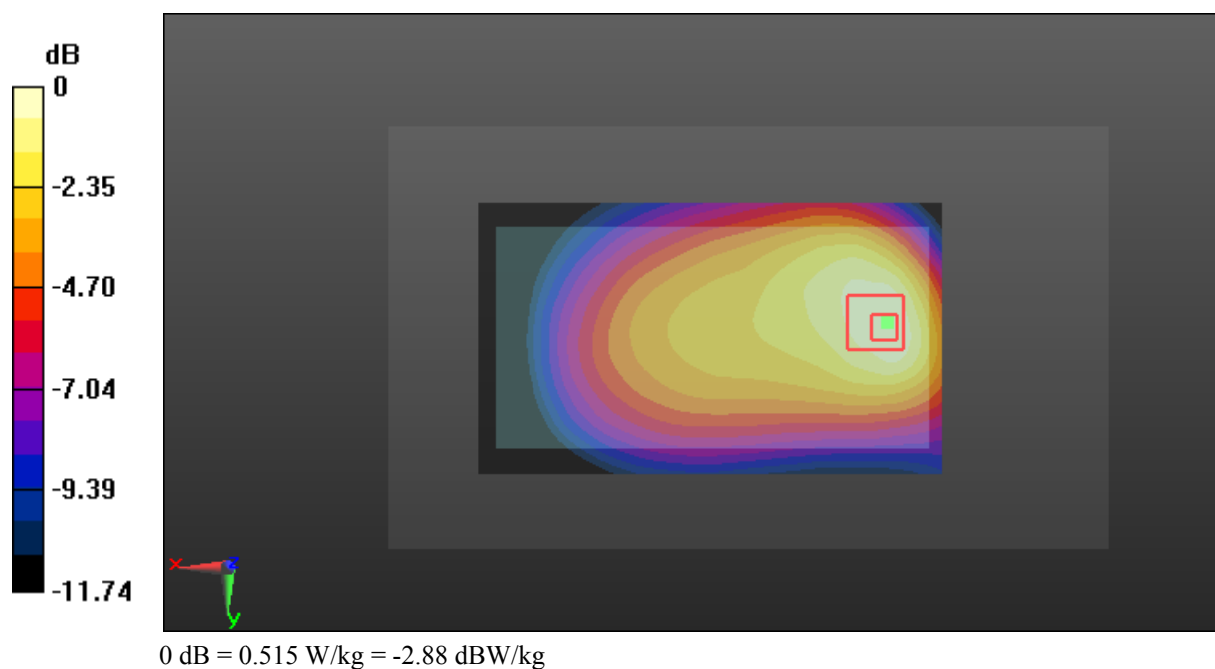
Zoom Scan (5x5x7)/Cube 0: Measurement grid: dx=8mm, dy=8mm, dz=5mm

Reference Value = 17.60 V/m; Power Drift = 0.03 dB

Peak SAR (extrapolated) = 0.723 W/kg

SAR(1 g) = 0.482 W/kg; SAR(10 g) = 0.325 W/kg

Maximum value of SAR (measured) = 0.515 W/kg



Test Plot 29#: WCDMA Band 5_Body Left_Middle**DUT: 4G Phone; Type: EPIC T; Serial: 18030100121**

Communication System: Generic WCDMA; Frequency: 836.6 MHz; Duty Cycle: 1:1
Medium parameters used: $f = 836.6$ MHz; $\sigma = 0.999$ S/m; $\epsilon_r = 55.313$; $\rho = 1000$ kg/m³ ;
Phantom section: Right Section

DASY5 Configuration:

- Probe: ES3DV2 - SN3019; ConvF(6.42, 6.42, 6.42); Calibrated: 2017/10/30;
- Sensor-Surface: 4mm (Mechanical Surface Detection)
- Electronics: DAE4 Sn772; Calibrated: 2017/10/9
- Phantom: Triple Flat Phantom 5.1C; Type: QD 000 P51 CA; Serial: 1130
- Measurement SW: DASY52, Version 52.8 (8);

Area Scan (121x51x1): Interpolated grid: dx=1.500 mm, dy=1.500 mm

Maximum value of SAR (interpolated) = 0.0524 W/kg

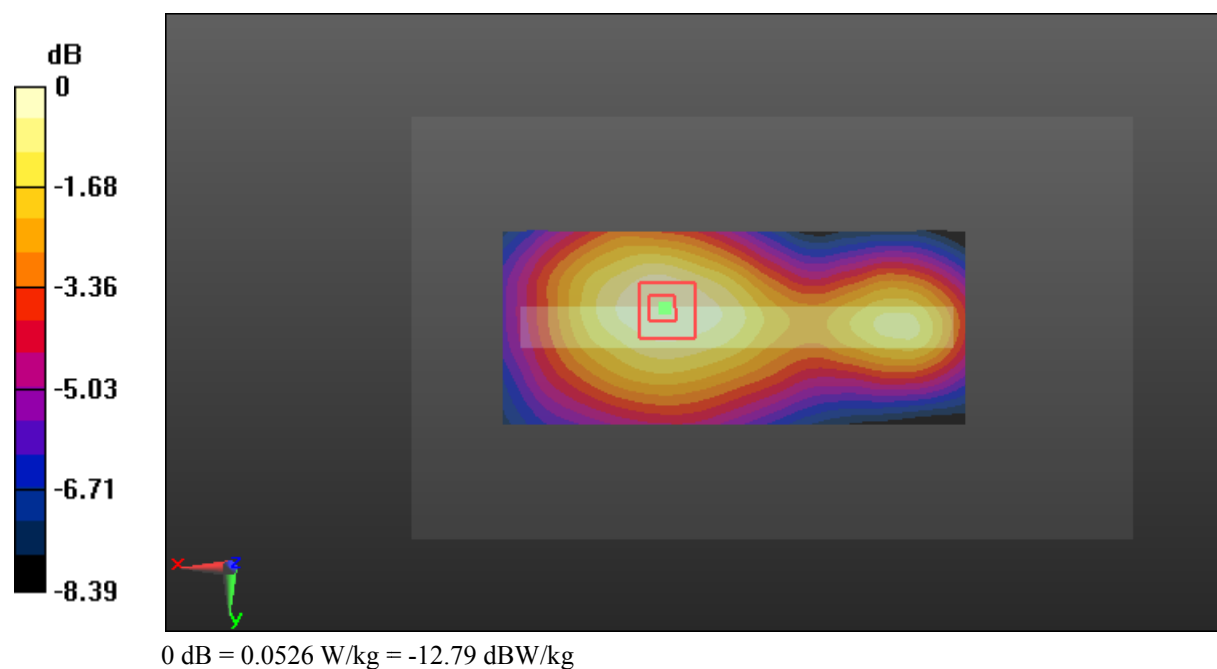
Zoom Scan (5x5x7)/Cube 0: Measurement grid: dx=8mm, dy=8mm, dz=5mm

Reference Value = 6.017 V/m; Power Drift = -0.09 dB

Peak SAR (extrapolated) = 0.0620 W/kg

SAR(1 g) = 0.049 W/kg; SAR(10 g) = 0.037 W/kg

Maximum value of SAR (measured) = 0.0526 W/kg



Test Plot 30#: WCDMA Band 5_Body Bottom_Middle**DUT: 4G Phone; Type: EPIC T; Serial: 18030100121**

Communication System: Generic WCDMA; Frequency: 836.6 MHz; Duty Cycle: 1:1
Medium parameters used: $f = 836.6$ MHz; $\sigma = 0.999$ S/m; $\epsilon_r = 55.313$; $\rho = 1000$ kg/m³ ;
Phantom section: Right Section

DASY5 Configuration:

- Probe: ES3DV2 - SN3019; ConvF(6.42, 6.42, 6.42); Calibrated: 2017/10/30;
- Sensor-Surface: 4mm (Mechanical Surface Detection)
- Electronics: DAE4 Sn772; Calibrated: 2017/10/9
- Phantom: Triple Flat Phantom 5.1C; Type: QD 000 P51 CA; Serial: 1130
- Measurement SW: DASY52, Version 52.8 (8);

Area Scan (61x71x1): Interpolated grid: dx=1.500 mm, dy=1.500 mm

Maximum value of SAR (interpolated) = 0.131 W/kg


Zoom Scan (5x5x7)/Cube 0: Measurement grid: dx=8mm, dy=8mm, dz=5mm

Reference Value = 11.83 V/m; Power Drift = 0.03 dB

Peak SAR (extrapolated) = 0.171 W/kg

SAR(1 g) = 0.125 W/kg; SAR(10 g) = 0.087 W/kg

Maximum value of SAR (measured) = 0.133 W/kg



Test Plot 31#: LTE Band 2_Head Left Cheek_Middle_1RB**DUT: 4G Phone; Type: EPIC T; Serial: 18030100121**

Communication System: Generic FDD-LTE; Frequency: 1880 MHz; Duty Cycle: 1:1
Medium parameters used: $f = 1880$ MHz; $\sigma = 1.365$ S/m; $\epsilon_r = 40.607$; $\rho = 1000$ kg/m³ ;
Phantom section: Left Section

DASY5 Configuration:

- Probe: ES3DV2 - SN3019; ConvF(4.93, 4.93, 4.93); Calibrated: 2017/10/30;
- Sensor-Surface: 4mm (Mechanical Surface Detection)
- Electronics: DAE4 Sn772; Calibrated: 2017/10/9
- Phantom: Twin SAM; Type: Twin SAM V5.0; Serial: 1412
- Measurement SW: DASY52, Version 52.8 (8);

Area Scan (121x71x1): Interpolated grid: dx=1.500 mm, dy=1.500 mm

Maximum value of SAR (interpolated) = 0.151 W/kg


Zoom Scan (5x5x4)/Cube 0: Measurement grid: dx=8mm, dy=8mm, dz=5mm

Reference Value = 4.300 V/m; Power Drift = 0.02 dB

Peak SAR (extrapolated) = 0.166 W/kg

SAR(1 g) = 0.107 W/kg; SAR(10 g) = 0.074 W/kg

Maximum value of SAR (measured) = 0.142 W/kg



0 dB = 0.142 W/kg = -8.48 dBW/kg

Test Plot 32#: LTE Band 2_Head Left Cheek_Middle_50%RB**DUT: 4G Phone; Type: EPIC T; Serial: 18030100121**

Communication System: Generic FDD-LTE; Frequency: 1880 MHz; Duty Cycle: 1:1
Medium parameters used: $f = 1880$ MHz; $\sigma = 1.365$ S/m; $\epsilon_r = 40.607$; $\rho = 1000$ kg/m³ ;
Phantom section: Left Section

DASY5 Configuration:

- Probe: ES3DV2 - SN3019; ConvF(4.93, 4.93, 4.93); Calibrated: 2017/10/30;
- Sensor-Surface: 4mm (Mechanical Surface Detection)
- Electronics: DAE4 Sn772; Calibrated: 2017/10/9
- Phantom: Twin SAM; Type: Twin SAM V5.0; Serial: 1412
- Measurement SW: DASY52, Version 52.8 (8);

Area Scan (121x71x1): Interpolated grid: dx=1.500 mm, dy=1.500 mm

Maximum value of SAR (interpolated) = 0.121 W/kg


Zoom Scan (5x5x4)/Cube 0: Measurement grid: dx=8mm, dy=8mm, dz=5mm

Reference Value = 4.124 V/m; Power Drift = 0.11 dB

Peak SAR (extrapolated) = 0.133 W/kg

SAR(1 g) = 0.087 W/kg; SAR(10 g) = 0.061 W/kg

Maximum value of SAR (measured) = 0.114 W/kg



0 dB = 0.114 W/kg = -9.43 dBW/kg

Test Plot 33#: LTE Band 2_Head Left Tilt_Middle_1RB**DUT: 4G Phone; Type: EPIC T; Serial: 18030100121**

Communication System: Generic FDD-LTE; Frequency: 1880 MHz; Duty Cycle: 1:1
Medium parameters used: $f = 1880$ MHz; $\sigma = 1.365$ S/m; $\epsilon_r = 40.607$; $\rho = 1000$ kg/m³ ;
Phantom section: Left Section

DASY5 Configuration:

- Probe: ES3DV2 - SN3019; ConvF(4.93, 4.93, 4.93); Calibrated: 2017/10/30;
- Sensor-Surface: 4mm (Mechanical Surface Detection)
- Electronics: DAE4 Sn772; Calibrated: 2017/10/9
- Phantom: Twin SAM; Type: Twin SAM V5.0; Serial: 1412
- Measurement SW: DASY52, Version 52.8 (8);

Area Scan (131x71x1): Interpolated grid: dx=1.500 mm, dy=1.500 mm

Maximum value of SAR (interpolated) = 0.0482 W/kg

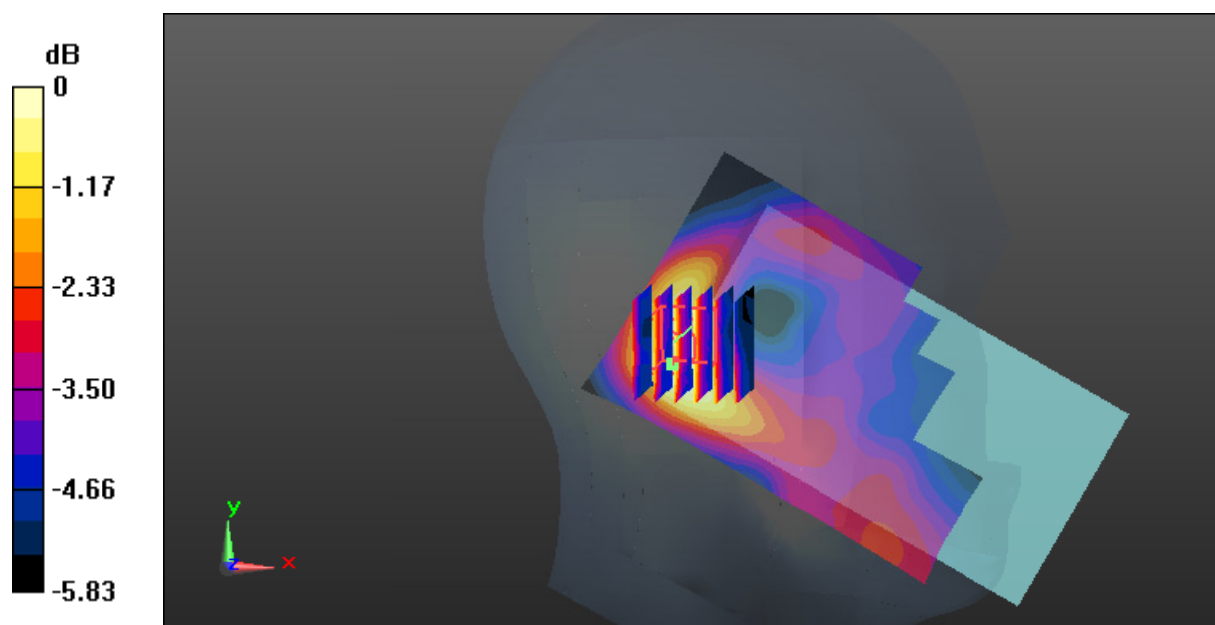
Zoom Scan (6x6x4)/Cube 0: Measurement grid: dx=8mm, dy=8mm, dz=5mm

Reference Value = 4.577 V/m; Power Drift = 0.10 dB

Peak SAR (extrapolated) = 0.0540 W/kg

SAR(1 g) = 0.037 W/kg; SAR(10 g) = 0.027 W/kg

Maximum value of SAR (measured) = 0.0466 W/kg



0 dB = 0.0466 W/kg = -13.32 dBW/kg

Test Plot 34#: LTE Band 2_Head Left Tilt_Middle_50%RB**DUT: 4G Phone; Type: EPIC T; Serial: 18030100121**

Communication System: Generic FDD-LTE; Frequency: 1880 MHz; Duty Cycle: 1:1
Medium parameters used: $f = 1880$ MHz; $\sigma = 1.365$ S/m; $\epsilon_r = 40.607$; $\rho = 1000$ kg/m³ ;
Phantom section: Left Section

DASY5 Configuration:

- Probe: ES3DV2 - SN3019; ConvF(4.93, 4.93, 4.93); Calibrated: 2017/10/30;
- Sensor-Surface: 4mm (Mechanical Surface Detection)
- Electronics: DAE4 Sn772; Calibrated: 2017/10/9
- Phantom: Twin SAM; Type: Twin SAM V5.0; Serial: 1412
- Measurement SW: DASY52, Version 52.8 (8);

Area Scan (131x71x1): Interpolated grid: dx=1.500 mm, dy=1.500 mm

Maximum value of SAR (interpolated) = 0.0390 W/kg

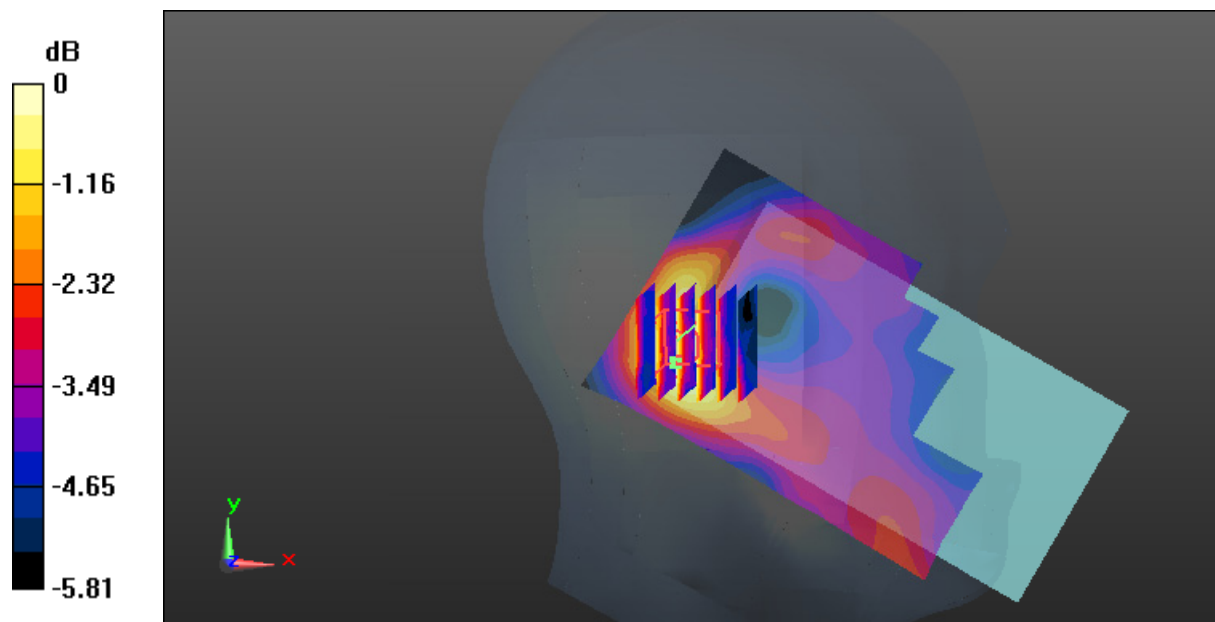
Zoom Scan (6x6x4)/Cube 0: Measurement grid: dx=8mm, dy=8mm, dz=5mm

Reference Value = 4.225 V/m; Power Drift = 0.05 dB

Peak SAR (extrapolated) = 0.0440 W/kg

SAR(1 g) = 0.031 W/kg; SAR(10 g) = 0.023 W/kg

Maximum value of SAR (measured) = 0.0392 W/kg



0 dB = 0.0392 W/kg = -14.07 dBW/kg

Test Plot 35#: LTE Band 2_Head Right Cheek_Middle_1RB**DUT: 4G Phone; Type: EPIC T; Serial: 18030100121**

Communication System: Generic FDD-LTE; Frequency: 1880 MHz; Duty Cycle: 1:1
Medium parameters used: $f = 1880$ MHz; $\sigma = 1.365$ S/m; $\epsilon_r = 40.607$; $\rho = 1000$ kg/m³ ;
Phantom section: Right Section

DASY5 Configuration:

- Probe: ES3DV2 - SN3019; ConvF(4.93, 4.93, 4.93); Calibrated: 2017/10/30;
- Sensor-Surface: 4mm (Mechanical Surface Detection)
- Electronics: DAE4 Sn772; Calibrated: 2017/10/9
- Phantom: Twin SAM; Type: Twin SAM V5.0; Serial: 1412
- Measurement SW: DASY52, Version 52.8 (8);

Area Scan (121x71x1): Interpolated grid: dx=1.500 mm, dy=1.500 mm

Maximum value of SAR (interpolated) = 0.0828 W/kg

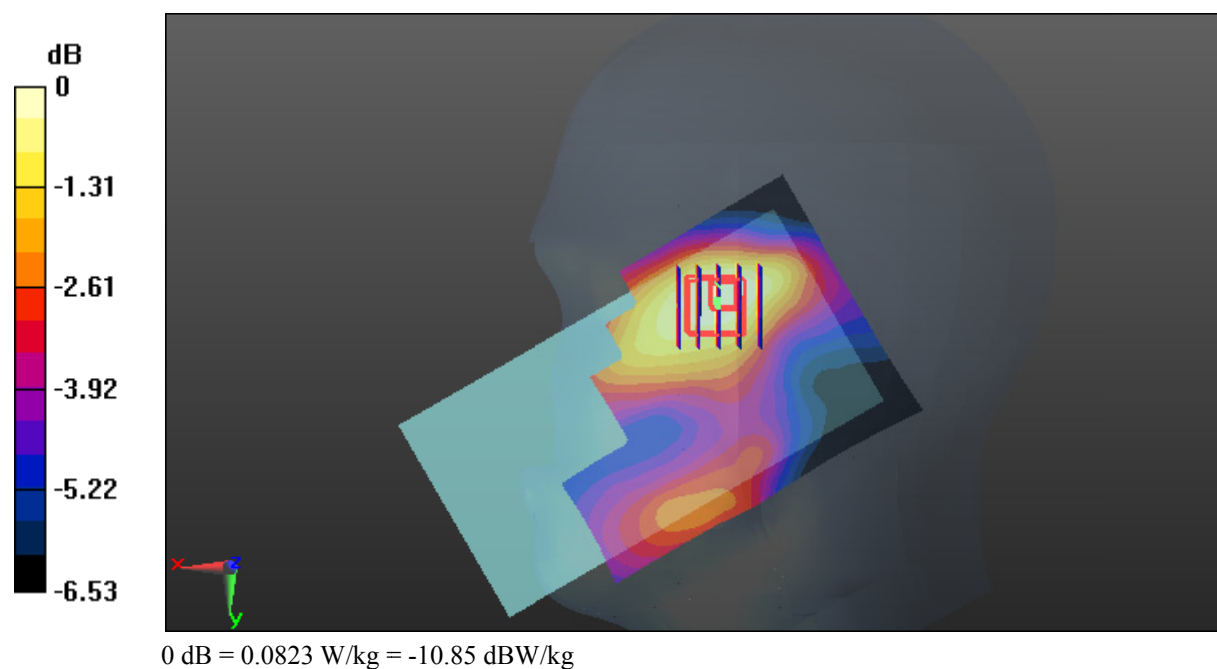
Zoom Scan (5x5x4)/Cube 0: Measurement grid: dx=8mm, dy=8mm, dz=5mm

Reference Value = 4.904 V/m; Power Drift = 0.11 dB

Peak SAR (extrapolated) = 0.0980 W/kg

SAR(1 g) = 0.064 W/kg; SAR(10 g) = 0.046 W/kg

Maximum value of SAR (measured) = 0.0823 W/kg



Test Plot 36#: LTE Band 2_Head Right Cheek_Middle_50%RB**DUT: 4G Phone; Type: EPIC T; Serial: 18030100121**

Communication System: Generic FDD-LTE; Frequency: 1880 MHz; Duty Cycle: 1:1
Medium parameters used: $f = 1880$ MHz; $\sigma = 1.365$ S/m; $\epsilon_r = 40.607$; $\rho = 1000$ kg/m³ ;
Phantom section: Right Section

DASY5 Configuration:

- Probe: ES3DV2 - SN3019; ConvF(4.93, 4.93, 4.93); Calibrated: 2017/10/30;
- Sensor-Surface: 4mm (Mechanical Surface Detection)
- Electronics: DAE4 Sn772; Calibrated: 2017/10/9
- Phantom: Twin SAM; Type: Twin SAM V5.0; Serial: 1412
- Measurement SW: DASY52, Version 52.8 (8);

Area Scan (121x71x1): Interpolated grid: dx=1.500 mm, dy=1.500 mm

Maximum value of SAR (interpolated) = 0.0676 W/kg

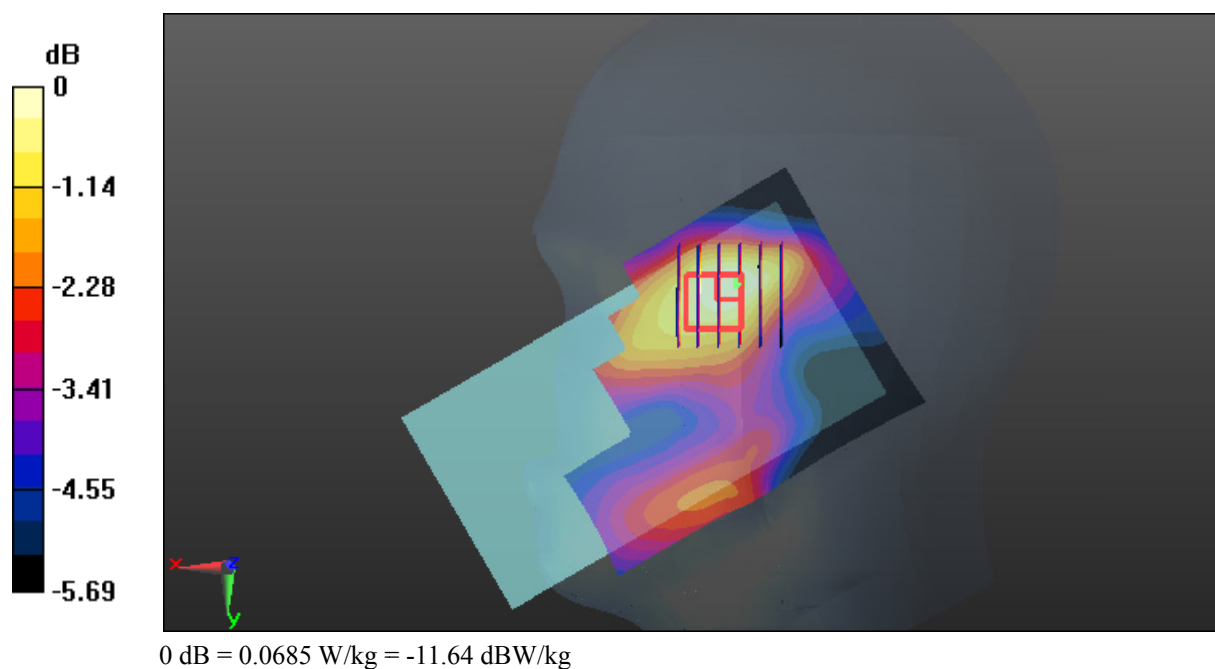
Zoom Scan (6x6x4)/Cube 0: Measurement grid: dx=8mm, dy=8mm, dz=5mm

Reference Value = 4.586 V/m; Power Drift = 0.05 dB

Peak SAR (extrapolated) = 0.0790 W/kg

SAR(1 g) = 0.053 W/kg; SAR(10 g) = 0.039 W/kg

Maximum value of SAR (measured) = 0.0685 W/kg



Test Plot 37#: LTE Band 2_Head Right Tilt_Middle_1RB**DUT: 4G Phone; Type: EPIC T; Serial: 18030100121**

Communication System: Generic FDD-LTE; Frequency: 1880 MHz; Duty Cycle: 1:1
Medium parameters used: $f = 1880$ MHz; $\sigma = 1.365$ S/m; $\epsilon_r = 40.607$; $\rho = 1000$ kg/m³ ;
Phantom section: Right Section

DASY5 Configuration:

- Probe: ES3DV2 - SN3019; ConvF(4.93, 4.93, 4.93); Calibrated: 2017/10/30;
- Sensor-Surface: 4mm (Mechanical Surface Detection)
- Electronics: DAE4 Sn772; Calibrated: 2017/10/9
- Phantom: Twin SAM; Type: Twin SAM V5.0; Serial: 1412
- Measurement SW: DASY52, Version 52.8 (8);

Area Scan (141x71x1): Interpolated grid: dx=1.500 mm, dy=1.500 mm

Maximum value of SAR (interpolated) = 0.0717 W/kg

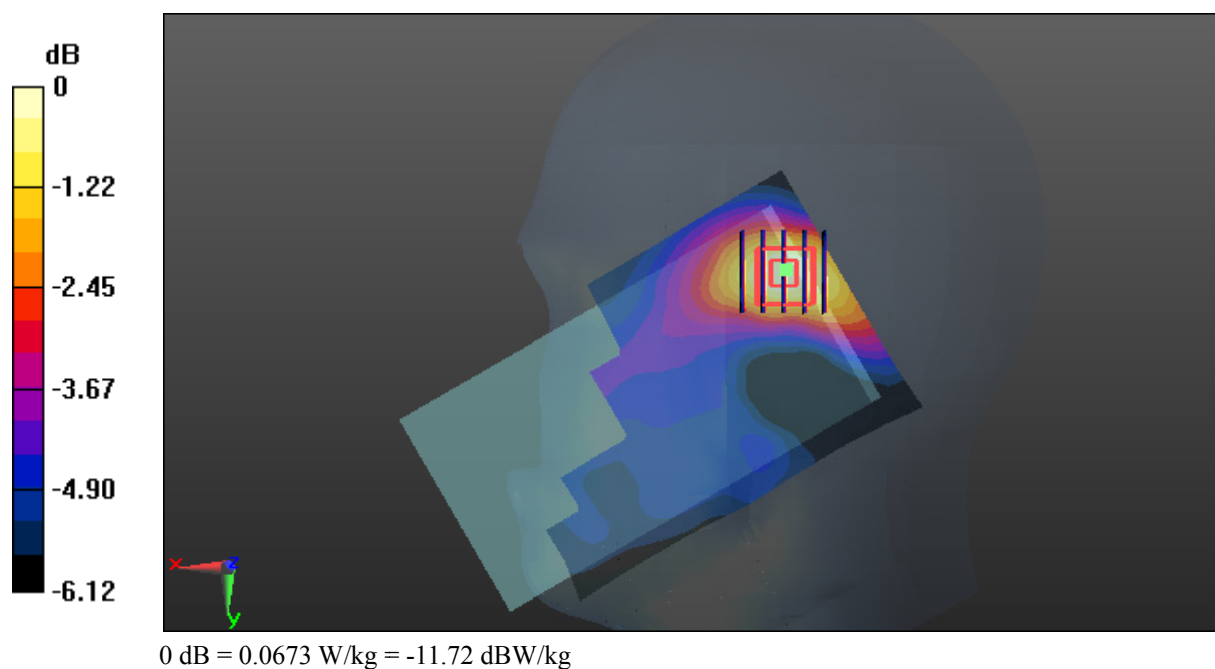
Zoom Scan (5x5x4)/Cube 0: Measurement grid: dx=8mm, dy=8mm, dz=5mm

Reference Value = 5.666 V/m; Power Drift = 0.18 dB

Peak SAR (extrapolated) = 0.0760 W/kg

SAR(1 g) = 0.052 W/kg; SAR(10 g) = 0.036 W/kg

Maximum value of SAR (measured) = 0.0673 W/kg



Test Plot 38#: LTE Band 2_Head Right Tilt_Middle_50%RB**DUT: 4G Phone; Type: EPIC T; Serial: 18030100121**

Communication System: Generic FDD-LTE; Frequency: 1880 MHz; Duty Cycle: 1:1
Medium parameters used: $f = 1880$ MHz; $\sigma = 1.365$ S/m; $\epsilon_r = 40.607$; $\rho = 1000$ kg/m³ ;
Phantom section: Right Section

DASY5 Configuration:

- Probe: ES3DV2 - SN3019; ConvF(4.93, 4.93, 4.93); Calibrated: 2017/10/30;
- Sensor-Surface: 4mm (Mechanical Surface Detection)
- Electronics: DAE4 Sn772; Calibrated: 2017/10/9
- Phantom: Twin SAM; Type: Twin SAM V5.0; Serial: 1412
- Measurement SW: DASY52, Version 52.8 (8);

Area Scan (141x71x1): Interpolated grid: dx=1.500 mm, dy=1.500 mm

Maximum value of SAR (interpolated) = 0.0579 W/kg

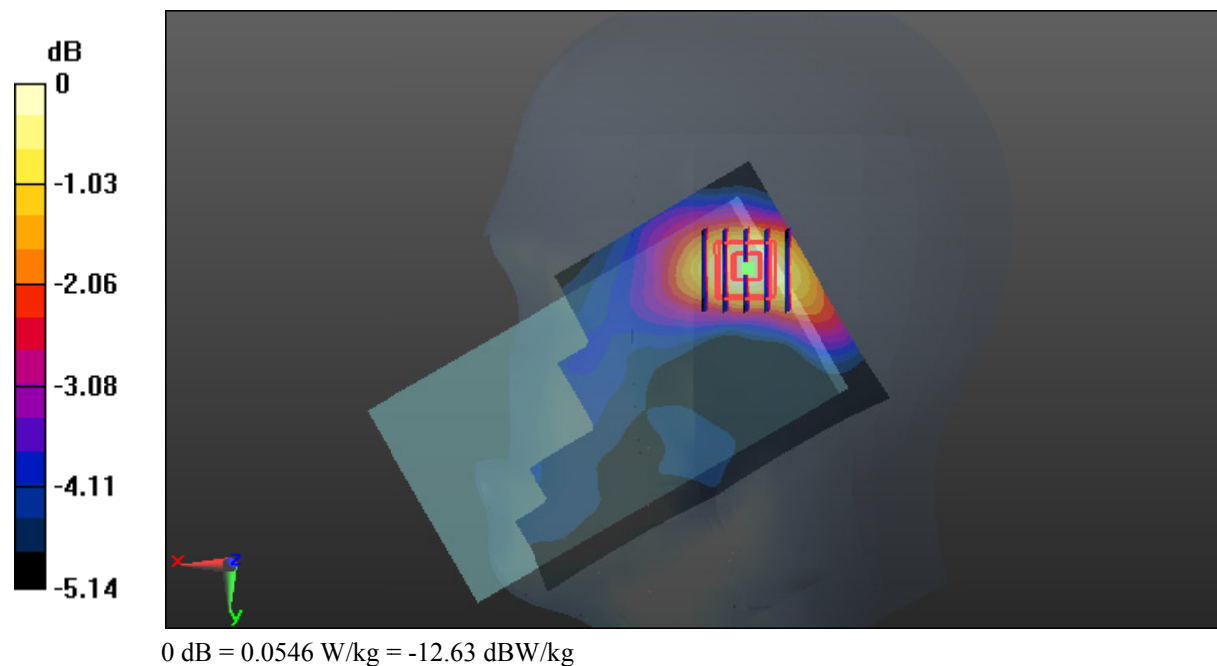
Zoom Scan (5x5x4)/Cube 0: Measurement grid: dx=8mm, dy=8mm, dz=5mm

Reference Value = 5.342 V/m; Power Drift = 0.02 dB

Peak SAR (extrapolated) = 0.0610 W/kg

SAR(1 g) = 0.043 W/kg; SAR(10 g) = 0.032 W/kg

Maximum value of SAR (measured) = 0.0546 W/kg



Test Plot 39#: LTE Band 2_Body Back_Middle_1RB**DUT: 4G Phone; Type: EPIC T; Serial: 18030100121**

Communication System: Generic FDD-LTE; Frequency: 1880 MHz; Duty Cycle: 1:1
Medium parameters used: $f = 1880$ MHz; $\sigma = 1.487$ S/m; $\epsilon_r = 54.106$; $\rho = 1000$ kg/m³ ;
Phantom section: Left Section

DASY5 Configuration:

- Probe: ES3DV2 - SN3019; ConvF(4.65, 4.65, 4.65); Calibrated: 2017/10/30;
- Sensor-Surface: 4mm (Mechanical Surface Detection)
- Electronics: DAE4 Sn772; Calibrated: 2017/10/9
- Phantom: Triple Flat Phantom 5.1C; Type: QD 000 P51 CA; Serial: 1130
- Measurement SW: DASY52, Version 52.8 (8);

Area Scan (121x71x1): Interpolated grid: dx=1.500 mm, dy=1.500 mm

Maximum value of SAR (interpolated) = 0.283 W/kg

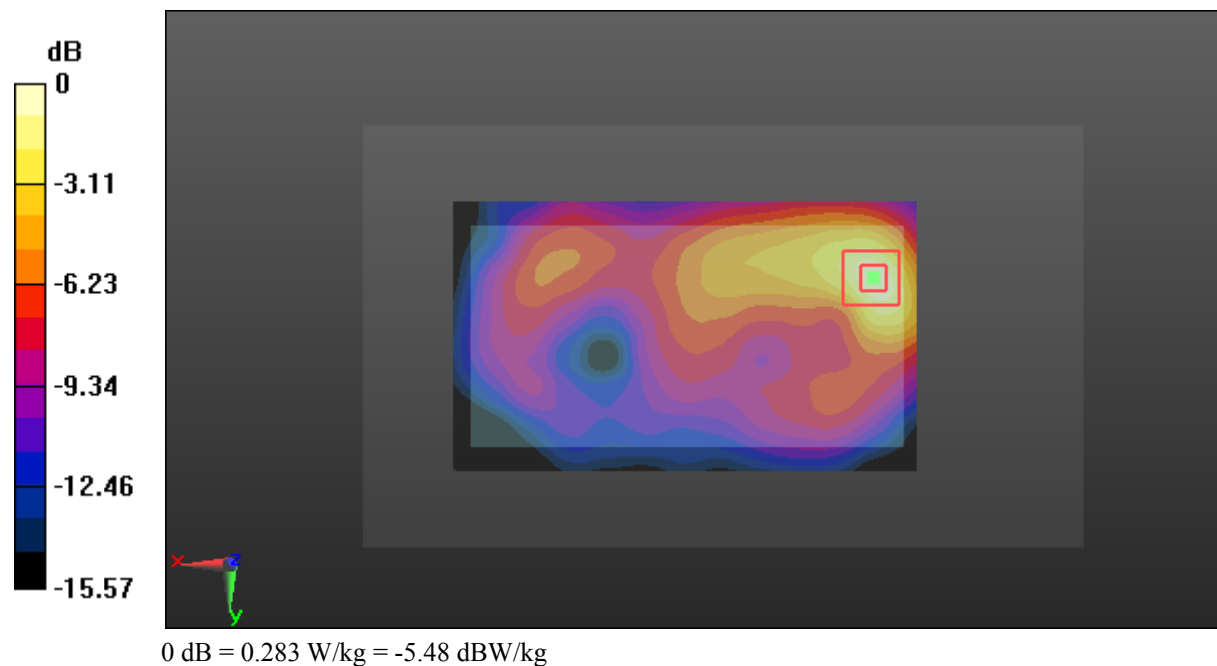
Zoom Scan (5x5x4)/Cube 0: Measurement grid: dx=8mm, dy=8mm, dz=5mm

Reference Value = 6.253 V/m; Power Drift = -0.07 dB

Peak SAR (extrapolated) = 0.422 W/kg

SAR(1 g) = 0.250 W/kg; SAR(10 g) = 0.144 W/kg

Maximum value of SAR (measured) = 0.283 W/kg



Test Plot 40#: LTE Band 2_Body Back_Middle_50%RB**DUT: 4G Phone; Type: EPIC T; Serial: 18030100121**

Communication System: Generic FDD-LTE; Frequency: 1880 MHz; Duty Cycle: 1:1
Medium parameters used: $f = 1880$ MHz; $\sigma = 1.487$ S/m; $\epsilon_r = 54.106$; $\rho = 1000$ kg/m³ ;
Phantom section: Left Section

DASY5 Configuration:

- Probe: ES3DV2 - SN3019; ConvF(4.65, 4.65, 4.65); Calibrated: 2017/10/30;
- Sensor-Surface: 4mm (Mechanical Surface Detection)
- Electronics: DAE4 Sn772; Calibrated: 2017/10/9
- Phantom: Triple Flat Phantom 5.1C; Type: QD 000 P51 CA; Serial: 1130
- Measurement SW: DASY52, Version 52.8 (8);

Area Scan (121x71x1): Interpolated grid: dx=1.500 mm, dy=1.500 mm

Maximum value of SAR (interpolated) = 0.215 W/kg


Zoom Scan (5x5x4)/Cube 0: Measurement grid: dx=8mm, dy=8mm, dz=5mm

Reference Value = 5.528 V/m; Power Drift = -0.08 dB

Peak SAR (extrapolated) = 0.304 W/kg

SAR(1 g) = 0.187 W/kg; SAR(10 g) = 0.108 W/kg

Maximum value of SAR (measured) = 0.211 W/kg



Test Plot 41#: LTE Band 2_Body Left_Middle_1RB**DUT: 4G Phone; Type: EPIC T; Serial: 18030100121**

Communication System: Generic FDD-LTE; Frequency: 1880 MHz; Duty Cycle: 1:1
Medium parameters used: $f = 1880$ MHz; $\sigma = 1.487$ S/m; $\epsilon_r = 54.106$; $\rho = 1000$ kg/m³ ;
Phantom section: Left Section

DASY5 Configuration:

- Probe: ES3DV2 - SN3019; ConvF(4.65, 4.65, 4.65); Calibrated: 2017/10/30;
- Sensor-Surface: 4mm (Mechanical Surface Detection)
- Electronics: DAE4 Sn772; Calibrated: 2017/10/9
- Phantom: Triple Flat Phantom 5.1C; Type: QD 000 P51 CA; Serial: 1130
- Measurement SW: DASY52, Version 52.8 (8);

Area Scan (121x51x1): Interpolated grid: dx=1.500 mm, dy=1.500 mm

Maximum value of SAR (interpolated) = 0.0943 W/kg

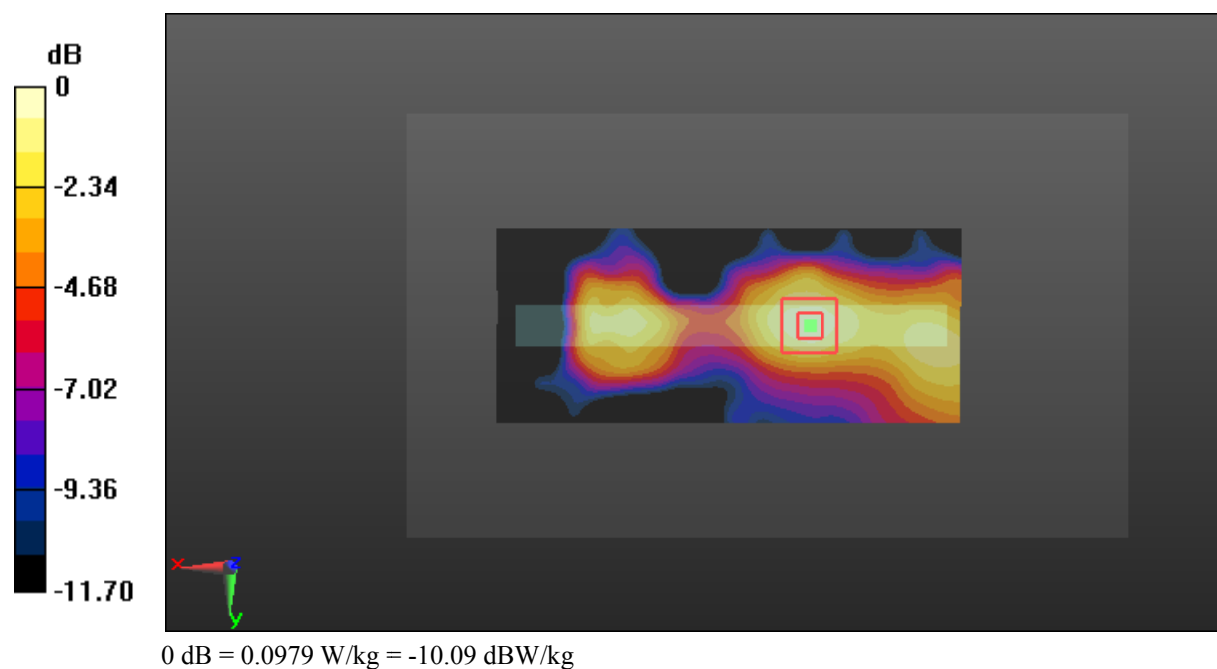
Zoom Scan (5x5x7)/Cube 0: Measurement grid: dx=8mm, dy=8mm, dz=5mm

Reference Value = 7.085 V/m; Power Drift = -0.03 dB

Peak SAR (extrapolated) = 0.126 W/kg

SAR(1 g) = 0.088 W/kg; SAR(10 g) = 0.056 W/kg

Maximum value of SAR (measured) = 0.0979 W/kg



Test Plot 42#: LTE Band 2_Body Left_Middle_50%RB**DUT: 4G Phone; Type: EPIC T; Serial: 18030100121**

Communication System: Generic FDD-LTE; Frequency: 1880 MHz; Duty Cycle: 1:1
Medium parameters used: $f = 1880$ MHz; $\sigma = 1.487$ S/m; $\epsilon_r = 54.106$; $\rho = 1000$ kg/m³ ;
Phantom section: Left Section

DASY5 Configuration:

- Probe: ES3DV2 - SN3019; ConvF(4.65, 4.65, 4.65); Calibrated: 2017/10/30;
- Sensor-Surface: 4mm (Mechanical Surface Detection)
- Electronics: DAE4 Sn772; Calibrated: 2017/10/9
- Phantom: Triple Flat Phantom 5.1C; Type: QD 000 P51 CA; Serial: 1130
- Measurement SW: DASY52, Version 52.8 (8);

Area Scan (121x51x1): Interpolated grid: dx=1.500 mm, dy=1.500 mm

Maximum value of SAR (interpolated) = 0.116 W/kg


Zoom Scan (6x6x7)/Cube 0: Measurement grid: dx=8mm, dy=8mm, dz=5mm

Reference Value = 6.265 V/m; Power Drift = 0.03 dB

Peak SAR (extrapolated) = 0.0960 W/kg

SAR(1 g) = 0.070 W/kg; SAR(10 g) = 0.045 W/kg

Maximum value of SAR (measured) = 0.0738 W/kg



Test Plot 43#: LTE Band 2_Body Bottom_Middle_1RB**DUT: 4G Phone; Type: EPIC T; Serial: 18030100121**

Communication System: Generic FDD-LTE; Frequency: 1880 MHz; Duty Cycle: 1:1
Medium parameters used: $f = 1880$ MHz; $\sigma = 1.487$ S/m; $\epsilon_r = 54.106$; $\rho = 1000$ kg/m³ ;
Phantom section: Left Section

DASY5 Configuration:

- Probe: ES3DV2 - SN3019; ConvF(4.65, 4.65, 4.65); Calibrated: 2017/10/30;
- Sensor-Surface: 4mm (Mechanical Surface Detection)
- Electronics: DAE4 Sn772; Calibrated: 2017/10/9
- Phantom: Triple Flat Phantom 5.1C; Type: QD 000 P51 CA; Serial: 1130
- Measurement SW: DASY52, Version 52.8 (8);

Area Scan (61x71x1): Interpolated grid: dx=1.500 mm, dy=1.500 mm

Maximum value of SAR (interpolated) = 0.151 W/kg


Zoom Scan (5x5x4)/Cube 0: Measurement grid: dx=8mm, dy=8mm, dz=5mm

Reference Value = 8.910 V/m; Power Drift = -0.07 dB

Peak SAR (extrapolated) = 0.218 W/kg

SAR(1 g) = 0.138 W/kg; SAR(10 g) = 0.084 W/kg

Maximum value of SAR (measured) = 0.152 W/kg



Test Plot 44#: LTE Band 2_Body Bottom_Middle_50%RB**DUT: 4G Phone; Type: EPIC T; Serial: 18030100121**

Communication System: Generic FDD-LTE; Frequency: 1880 MHz; Duty Cycle: 1:1
Medium parameters used: $f = 1880$ MHz; $\sigma = 1.487$ S/m; $\epsilon_r = 54.106$; $\rho = 1000$ kg/m³ ;
Phantom section: Left Section

DASY5 Configuration:

- Probe: ES3DV2 - SN3019; ConvF(4.65, 4.65, 4.65); Calibrated: 2017/10/30;
- Sensor-Surface: 4mm (Mechanical Surface Detection)
- Electronics: DAE4 Sn772; Calibrated: 2017/10/9
- Phantom: Triple Flat Phantom 5.1C; Type: QD 000 P51 CA; Serial: 1130
- Measurement SW: DASY52, Version 52.8 (8);

Area Scan (61x71x1): Interpolated grid: dx=1.500 mm, dy=1.500 mm

Maximum value of SAR (interpolated) = 0.106 W/kg


Zoom Scan (5x5x4)/Cube 0: Measurement grid: dx=8mm, dy=8mm, dz=5mm

Reference Value = 7.782 V/m; Power Drift = -0.03 dB

Peak SAR (extrapolated) = 0.171 W/kg

SAR(1 g) = 0.104 W/kg; SAR(10 g) = 0.063 W/kg

Maximum value of SAR (measured) = 0.117 W/kg



Test Plot 45#: LTE Band 4_Head Left Cheek_Middle_1RB**DUT: 4G Phone; Type: EPIC T; Serial: 18030100121**

Communication System: Generic FDD-LTE; Frequency: 1732.5 MHz; Duty Cycle: 1:1
Medium parameters used: $f = 1732.5$ MHz; $\sigma = 1.346$ S/m; $\epsilon_r = 41.124$; $\rho = 1000$ kg/m³ ;
Phantom section: Left Section

DASY5 Configuration:

- Probe: ES3DV2 - SN3019; ConvF(5.13, 5.13, 5.13); Calibrated: 2017/10/30;
- Sensor-Surface: 4mm (Mechanical Surface Detection)
- Electronics: DAE4 Sn772; Calibrated: 2017/10/9
- Phantom: Twin SAM; Type: Twin SAM V5.0; Serial: 1412
- Measurement SW: DASY52, Version 52.8 (8);

Area Scan (121x71x1): Interpolated grid: dx=1.500 mm, dy=1.500 mm

Maximum value of SAR (interpolated) = 0.473 W/kg


Zoom Scan (5x5x4)/Cube 0: Measurement grid: dx=8mm, dy=8mm, dz=5mm

Reference Value = 6.783 V/m; Power Drift = 0.07 dB

Peak SAR (extrapolated) = 0.483 W/kg

SAR(1 g) = 0.328 W/kg; SAR(10 g) = 0.222 W/kg

Maximum value of SAR (measured) = 0.420 W/kg



0 dB = 0.420 W/kg = -3.77 dBW/kg

Test Plot 46#: LTE Band 4_Head Left Cheek_Middle_50%RB**DUT: 4G Phone; Type: EPIC T; Serial: 18030100121**

Communication System: Generic FDD-LTE; Frequency: 1732.5 MHz; Duty Cycle: 1:1
Medium parameters used: $f = 1732.5$ MHz; $\sigma = 1.346$ S/m; $\epsilon_r = 41.124$; $\rho = 1000$ kg/m³ ;
Phantom section: Left Section

DASY5 Configuration:

- Probe: ES3DV2 - SN3019; ConvF(5.13, 5.13, 5.13); Calibrated: 2017/10/30;
- Sensor-Surface: 4mm (Mechanical Surface Detection)
- Electronics: DAE4 Sn772; Calibrated: 2017/10/9
- Phantom: Twin SAM; Type: Twin SAM V5.0; Serial: 1412
- Measurement SW: DASY52, Version 52.8 (8);

Area Scan (121x71x1): Interpolated grid: dx=1.500 mm, dy=1.500 mm

Maximum value of SAR (interpolated) = 0.371 W/kg


Zoom Scan (5x5x4)/Cube 0: Measurement grid: dx=8mm, dy=8mm, dz=5mm

Reference Value = 6.220 V/m; Power Drift = 0.07 dB

Peak SAR (extrapolated) = 0.398 W/kg

SAR(1 g) = 0.269 W/kg; SAR(10 g) = 0.182 W/kg

Maximum value of SAR (measured) = 0.343 W/kg



0 dB = 0.343 W/kg = -4.65 dBW/kg

Test Plot 47#: LTE Band 4_Head Left Tilt_Middle_1RB**DUT: 4G Phone; Type: EPIC T; Serial: 18030100121**

Communication System: Generic FDD-LTE; Frequency: 1732.5 MHz; Duty Cycle: 1:1
Medium parameters used: $f = 1732.5$ MHz; $\sigma = 1.346$ S/m; $\epsilon_r = 41.124$; $\rho = 1000$ kg/m³ ;
Phantom section: Left Section

DASY5 Configuration:

- Probe: ES3DV2 - SN3019; ConvF(5.13, 5.13, 5.13); Calibrated: 2017/10/30;
- Sensor-Surface: 4mm (Mechanical Surface Detection)
- Electronics: DAE4 Sn772; Calibrated: 2017/10/9
- Phantom: Twin SAM; Type: Twin SAM V5.0; Serial: 1412
- Measurement SW: DASY52, Version 52.8 (8);

Area Scan (121x71x1): Interpolated grid: dx=1.500 mm, dy=1.500 mm

Maximum value of SAR (interpolated) = 0.160 W/kg

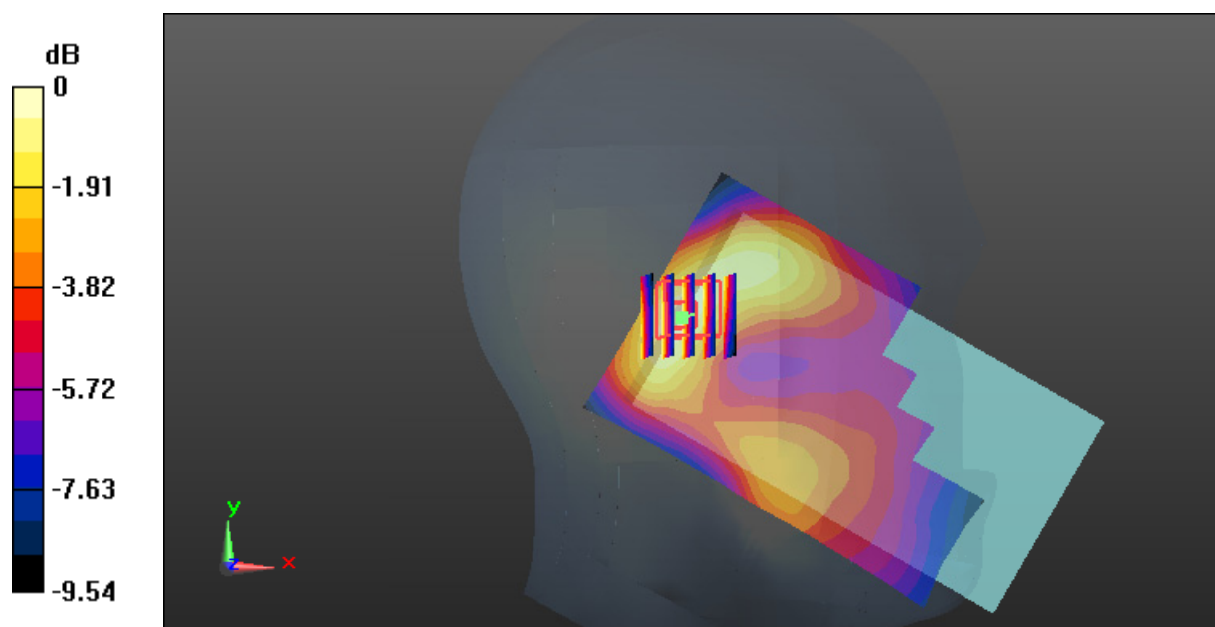
Zoom Scan (5x5x4)/Cube 0: Measurement grid: dx=8mm, dy=8mm, dz=5mm

Reference Value = 9.588 V/m; Power Drift = 0.03 dB

Peak SAR (extrapolated) = 0.180 W/kg

SAR(1 g) = 0.117 W/kg; SAR(10 g) = 0.077 W/kg

Maximum value of SAR (measured) = 0.158 W/kg



0 dB = 0.158 W/kg = -8.01 dBW/kg

Test Plot 48#: LTE Band 4_Head Left Tilt_Middle_50%RB**DUT: 4G Phone; Type: EPIC T; Serial: 18030100121**

Communication System: Generic FDD-LTE; Frequency: 1732.5 MHz; Duty Cycle: 1:1
Medium parameters used: $f = 1732.5$ MHz; $\sigma = 1.346$ S/m; $\epsilon_r = 41.124$; $\rho = 1000$ kg/m³ ;
Phantom section: Left Section

DASY5 Configuration:

- Probe: ES3DV2 - SN3019; ConvF(5.13, 5.13, 5.13); Calibrated: 2017/10/30;
- Sensor-Surface: 4mm (Mechanical Surface Detection)
- Electronics: DAE4 Sn772; Calibrated: 2017/10/9
- Phantom: Twin SAM; Type: Twin SAM V5.0; Serial: 1412
- Measurement SW: DASY52, Version 52.8 (8);

Area Scan (121x71x1): Interpolated grid: dx=1.500 mm, dy=1.500 mm

Maximum value of SAR (interpolated) = 0.128 W/kg

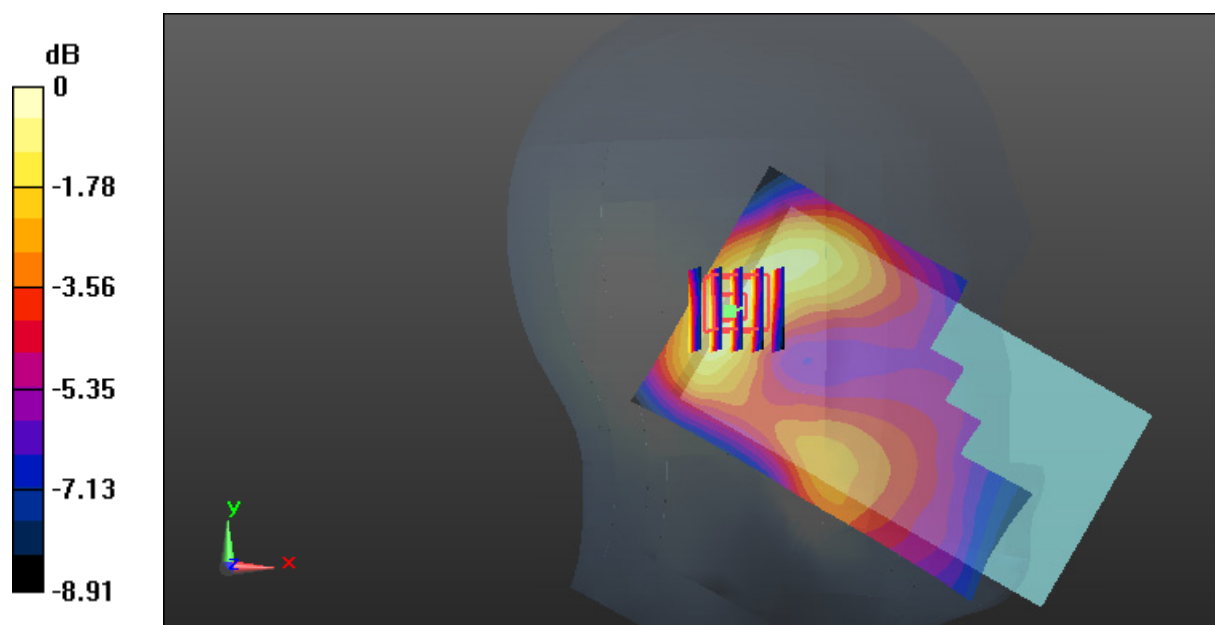
Zoom Scan (5x5x4)/Cube 0: Measurement grid: dx=8mm, dy=8mm, dz=5mm

Reference Value = 8.620 V/m; Power Drift = 0.07 dB

Peak SAR (extrapolated) = 0.146 W/kg

SAR(1 g) = 0.094 W/kg; SAR(10 g) = 0.063 W/kg

Maximum value of SAR (measured) = 0.127 W/kg



0 dB = 0.127 W/kg = -8.96 dBW/kg

Test Plot 49#: LTE Band 4_Head Right Cheek_Middle_1RB**DUT: 4G Phone; Type: EPIC T; Serial: 18030100121**

Communication System: Generic FDD-LTE; Frequency: 1732.5 MHz; Duty Cycle: 1:1
Medium parameters used: $f = 1732.5$ MHz; $\sigma = 1.346$ S/m; $\epsilon_r = 41.124$; $\rho = 1000$ kg/m³ ;
Phantom section: Right Section

DASY5 Configuration:

- Probe: ES3DV2 - SN3019; ConvF(5.13, 5.13, 5.13); Calibrated: 2017/10/30;
- Sensor-Surface: 4mm (Mechanical Surface Detection)
- Electronics: DAE4 Sn772; Calibrated: 2017/10/9
- Phantom: Twin SAM; Type: Twin SAM V5.0; Serial: 1412
- Measurement SW: DASY52, Version 52.8 (8);

Area Scan (121x71x1): Interpolated grid: dx=1.500 mm, dy=1.500 mm

Maximum value of SAR (interpolated) = 0.223 W/kg

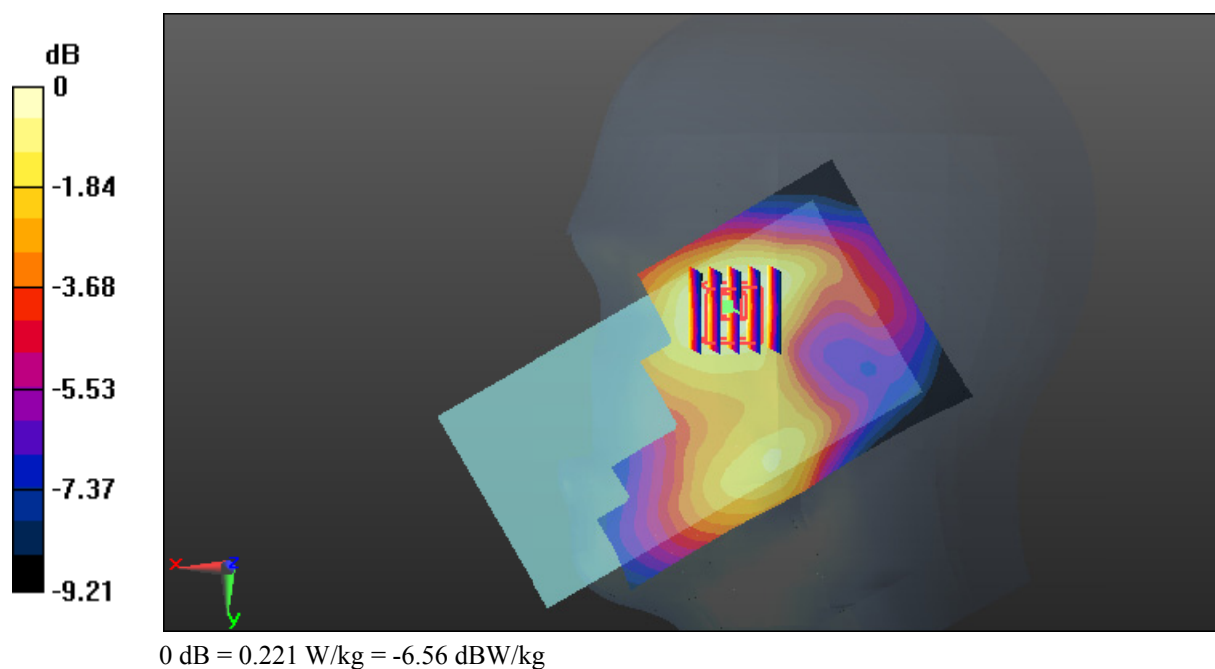
Zoom Scan (5x5x4)/Cube 0: Measurement grid: dx=8mm, dy=8mm, dz=5mm

Reference Value = 7.469 V/m; Power Drift = 0.09 dB

Peak SAR (extrapolated) = 0.256 W/kg

SAR(1 g) = 0.169 W/kg; SAR(10 g) = 0.115 W/kg

Maximum value of SAR (measured) = 0.221 W/kg



Test Plot 50#: LTE Band 4_Head Right Cheek_Middle_50%RB**DUT: 4G Phone; Type: EPIC T; Serial: 18030100121**

Communication System: Generic FDD-LTE; Frequency: 1732.5 MHz; Duty Cycle: 1:1
Medium parameters used: $f = 1732.5$ MHz; $\sigma = 1.346$ S/m; $\epsilon_r = 41.124$; $\rho = 1000$ kg/m³ ;
Phantom section: Right Section

DASY5 Configuration:

- Probe: ES3DV2 - SN3019; ConvF(5.13, 5.13, 5.13); Calibrated: 2017/10/30;
- Sensor-Surface: 4mm (Mechanical Surface Detection)
- Electronics: DAE4 Sn772; Calibrated: 2017/10/9
- Phantom: Twin SAM; Type: Twin SAM V5.0; Serial: 1412
- Measurement SW: DASY52, Version 52.8 (8);

Area Scan (121x71x1): Interpolated grid: dx=1.500 mm, dy=1.500 mm

Maximum value of SAR (interpolated) = 0.180 W/kg


Zoom Scan (5x5x7)/Cube 0: Measurement grid: dx=8mm, dy=8mm, dz=5mm

Reference Value = 6.703 V/m; Power Drift = 0.13 dB

Peak SAR (extrapolated) = 0.207 W/kg

SAR(1 g) = 0.136 W/kg; SAR(10 g) = 0.093 W/kg

Maximum value of SAR (measured) = 0.178 W/kg



0 dB = 0.178 W/kg = -7.50 dBW/kg

Test Plot 51#: LTE Band 4_Head Right Tilt_Middle_1RB**DUT: 4G Phone; Type: EPIC T; Serial: 18030100121**

Communication System: Generic FDD-LTE; Frequency: 1732.5 MHz; Duty Cycle: 1:1
Medium parameters used: $f = 1732.5$ MHz; $\sigma = 1.346$ S/m; $\epsilon_r = 41.124$; $\rho = 1000$ kg/m³ ;
Phantom section: Right Section

DASY5 Configuration:

- Probe: ES3DV2 - SN3019; ConvF(5.13, 5.13, 5.13); Calibrated: 2017/10/30;
- Sensor-Surface: 4mm (Mechanical Surface Detection)
- Electronics: DAE4 Sn772; Calibrated: 2017/10/9
- Phantom: Twin SAM; Type: Twin SAM V5.0; Serial: 1412
- Measurement SW: DASY52, Version 52.8 (8);

Area Scan (121x71x1): Interpolated grid: dx=1.500 mm, dy=1.500 mm

Maximum value of SAR (interpolated) = 0.161 W/kg

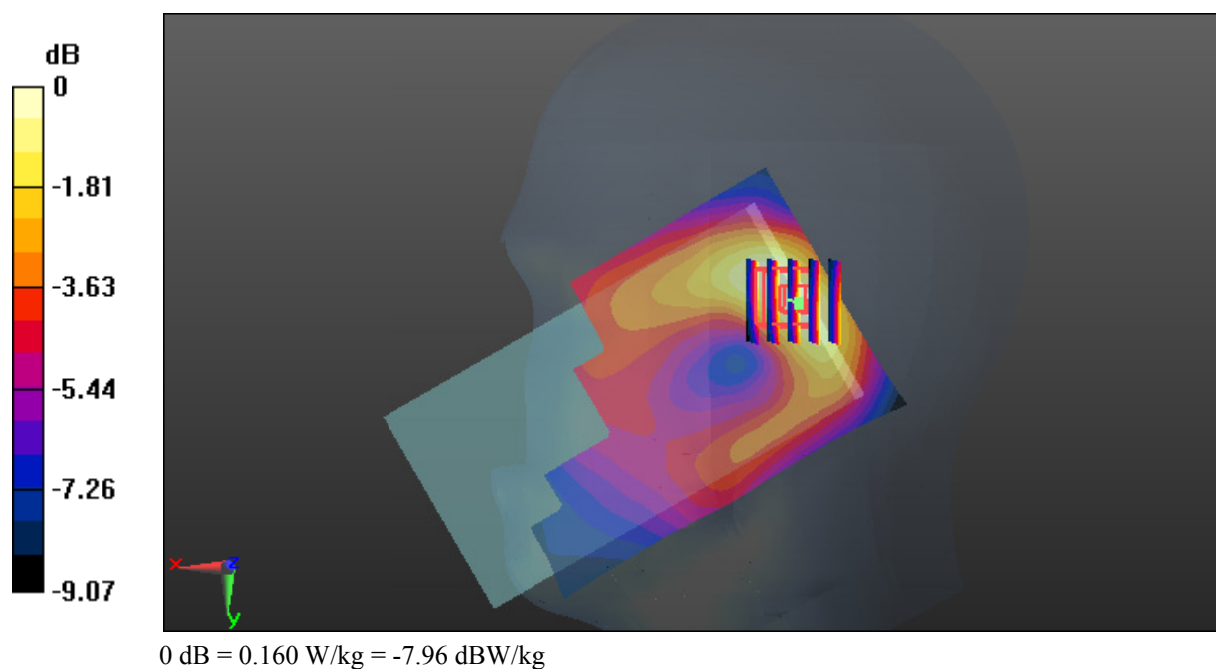
Zoom Scan (5x5x7)/Cube 0: Measurement grid: dx=8mm, dy=8mm, dz=5mm

Reference Value = 9.762 V/m; Power Drift = 0.08 dB

Peak SAR (extrapolated) = 0.184 W/kg

SAR(1 g) = 0.118 W/kg; SAR(10 g) = 0.079 W/kg

Maximum value of SAR (measured) = 0.160 W/kg



Test Plot 52#: LTE Band 4_Head Right Tilt_Middle_50%RB**DUT: 4G Phone; Type: EPIC T; Serial: 18030100121**

Communication System: Generic FDD-LTE; Frequency: 1732.5 MHz; Duty Cycle: 1:1
Medium parameters used: $f = 1732.5$ MHz; $\sigma = 1.346$ S/m; $\epsilon_r = 41.124$; $\rho = 1000$ kg/m³ ;
Phantom section: Right Section

DASY5 Configuration:

- Probe: ES3DV2 - SN3019; ConvF(5.13, 5.13, 5.13); Calibrated: 2017/10/30;
- Sensor-Surface: 4mm (Mechanical Surface Detection)
- Electronics: DAE4 Sn772; Calibrated: 2017/10/9
- Phantom: Twin SAM; Type: Twin SAM V5.0; Serial: 1412
- Measurement SW: DASY52, Version 52.8 (8);

Area Scan (121x71x1): Interpolated grid: dx=1.500 mm, dy=1.500 mm

Maximum value of SAR (interpolated) = 0.130 W/kg

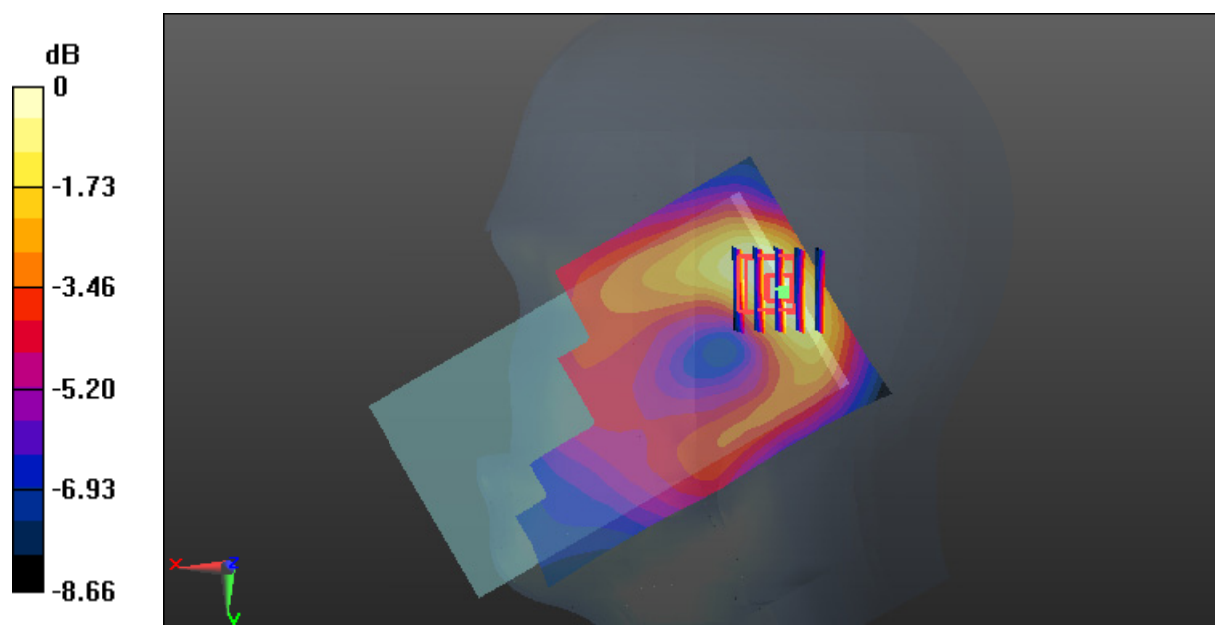
Zoom Scan (5x5x7)/Cube 0: Measurement grid: dx=8mm, dy=8mm, dz=5mm

Reference Value = 8.764 V/m; Power Drift = 0.09 dB

Peak SAR (extrapolated) = 0.148 W/kg

SAR(1 g) = 0.094 W/kg; SAR(10 g) = 0.064 W/kg

Maximum value of SAR (measured) = 0.129 W/kg



0 dB = 0.129 W/kg = -8.89 dBW/kg

Test Plot 53#: LTE Band 4_Body Back_Middle_1RB**DUT: 4G Phone; Type: EPIC T; Serial: 18030100121**

Communication System: Generic FDD-LTE; Frequency: 1732.5 MHz; Duty Cycle: 1:1
Medium parameters used: $f = 1732.5$ MHz; $\sigma = 1.525$ S/m; $\epsilon_r = 52.792$; $\rho = 1000$ kg/m³ ;
Phantom section: Left Section

DASY5 Configuration:

- Probe: ES3DV2 - SN3019; ConvF(4.84, 4.84, 4.84); Calibrated: 2017/10/30;
- Sensor-Surface: 4mm (Mechanical Surface Detection)
- Electronics: DAE4 Sn772; Calibrated: 2017/10/9
- Phantom: Triple Flat Phantom 5.1C; Type: QD 000 P51 CA; Serial: 1130
- Measurement SW: DASY52, Version 52.8 (8);

Area Scan (121x71x1): Interpolated grid: dx=1.500 mm, dy=1.500 mm

Maximum value of SAR (interpolated) = 0.390 W/kg

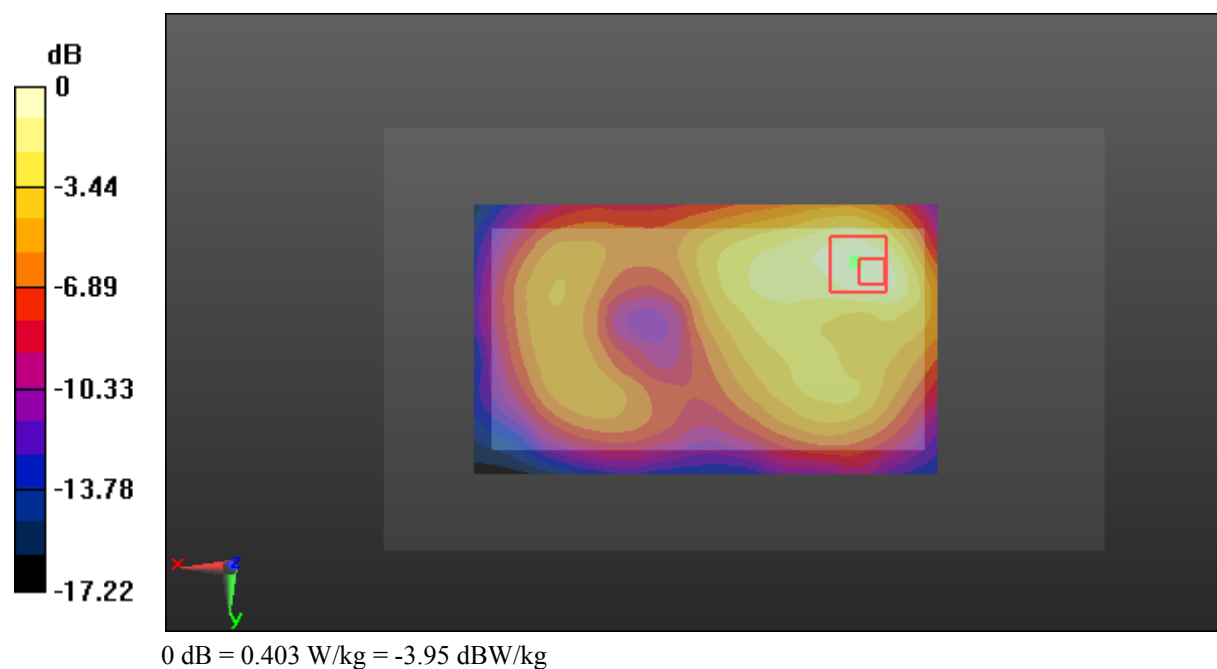
Zoom Scan (5x5x7)/Cube 0: Measurement grid: dx=8mm, dy=8mm, dz=5mm

Reference Value = 10.18 V/m; Power Drift = 0.08 dB

Peak SAR (extrapolated) = 0.724 W/kg

SAR(1 g) = 0.374 W/kg; SAR(10 g) = 0.207 W/kg

Maximum value of SAR (measured) = 0.403 W/kg



Test Plot 54#: LTE Band 4_Body Back_Middle_50%RB**DUT: 4G Phone; Type: EPIC T; Serial: 18030100121**

Communication System: Generic FDD-LTE; Frequency: 1732.5 MHz; Duty Cycle: 1:1
Medium parameters used: $f = 1732.5$ MHz; $\sigma = 1.525$ S/m; $\epsilon_r = 52.792$; $\rho = 1000$ kg/m³ ;
Phantom section: Left Section

DASY5 Configuration:

- Probe: ES3DV2 - SN3019; ConvF(4.84, 4.84, 4.84); Calibrated: 2017/10/30;
- Sensor-Surface: 4mm (Mechanical Surface Detection)
- Electronics: DAE4 Sn772; Calibrated: 2017/10/9
- Phantom: Triple Flat Phantom 5.1C; Type: QD 000 P51 CA; Serial: 1130
- Measurement SW: DASY52, Version 52.8 (8);

Area Scan (121x71x1): Interpolated grid: dx=1.500 mm, dy=1.500 mm

Maximum value of SAR (interpolated) = 0.313 W/kg

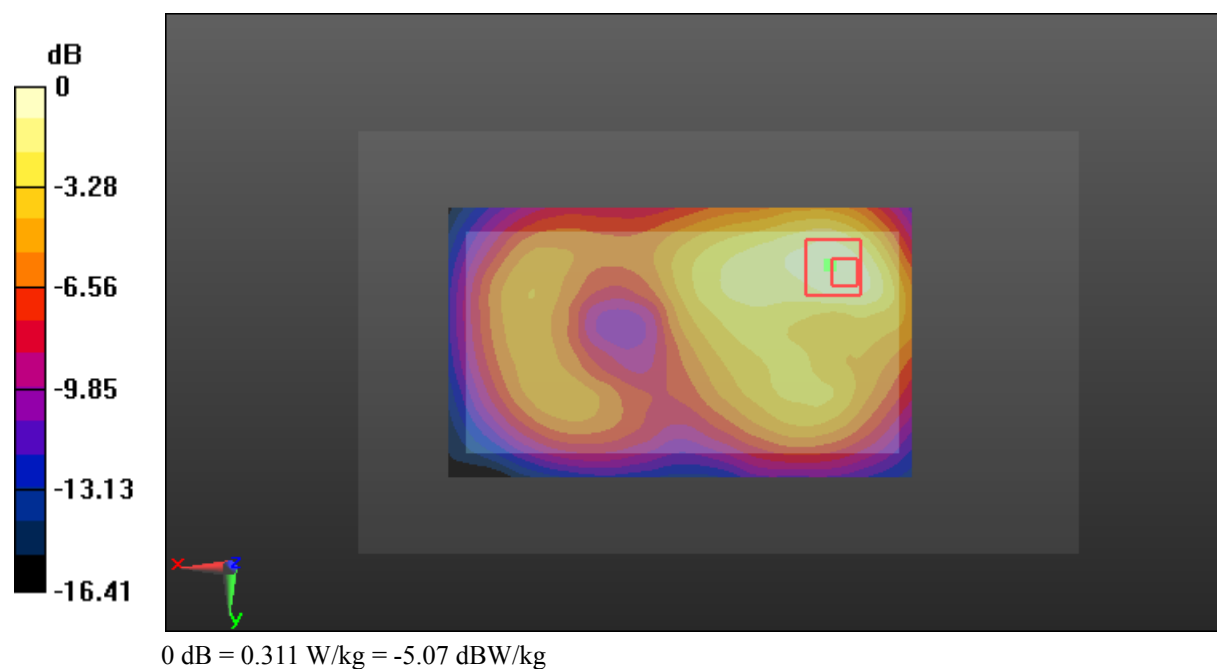
Zoom Scan (5x5x7)/Cube 0: Measurement grid: dx=8mm, dy=8mm, dz=5mm

Reference Value = 9.166 V/m; Power Drift = 0.02 dB

Peak SAR (extrapolated) = 0.544 W/kg

SAR(1 g) = 0.295 W/kg; SAR(10 g) = 0.166 W/kg

Maximum value of SAR (measured) = 0.311 W/kg



Test Plot 55#: LTE Band 4_Body Left_Middle_1RB**DUT: 4G Phone; Type: EPIC T; Serial: 18030100121**

Communication System: Generic FDD-LTE; Frequency: 1732.5 MHz; Duty Cycle: 1:1
Medium parameters used: $f = 1732.5$ MHz; $\sigma = 1.525$ S/m; $\epsilon_r = 52.792$; $\rho = 1000$ kg/m³ ;
Phantom section: Left Section

DASY5 Configuration:

- Probe: ES3DV2 - SN3019; ConvF(4.84, 4.84, 4.84); Calibrated: 2017/10/30;
- Sensor-Surface: 4mm (Mechanical Surface Detection)
- Electronics: DAE4 Sn772; Calibrated: 2017/10/9
- Phantom: Triple Flat Phantom 5.1C; Type: QD 000 P51 CA; Serial: 1130
- Measurement SW: DASY52, Version 52.8 (8);

Area Scan (121x51x1): Interpolated grid: dx=1.500 mm, dy=1.500 mm

Maximum value of SAR (interpolated) = 0.417 W/kg


Zoom Scan (5x5x7)/Cube 0: Measurement grid: dx=8mm, dy=8mm, dz=5mm

Reference Value = 12.71 V/m; Power Drift = 0.10 dB

Peak SAR (extrapolated) = 0.600 W/kg

SAR(1 g) = 0.372 W/kg; SAR(10 g) = 0.225 W/kg

Maximum value of SAR (measured) = 0.404 W/kg



Test Plot 56#: LTE Band 4_Body Left_Middle_50%RB**DUT: 4G Phone; Type: EPIC T; Serial: 18030100121**

Communication System: Generic FDD-LTE; Frequency: 1732.5 MHz; Duty Cycle: 1:1
Medium parameters used: $f = 1732.5$ MHz; $\sigma = 1.525$ S/m; $\epsilon_r = 52.792$; $\rho = 1000$ kg/m³ ;
Phantom section: Left Section

DASY5 Configuration:

- Probe: ES3DV2 - SN3019; ConvF(4.84, 4.84, 4.84); Calibrated: 2017/10/30;
- Sensor-Surface: 4mm (Mechanical Surface Detection)
- Electronics: DAE4 Sn772; Calibrated: 2017/10/9
- Phantom: Triple Flat Phantom 5.1C; Type: QD 000 P51 CA; Serial: 1130
- Measurement SW: DASY52, Version 52.8 (8);

Area Scan (121x51x1): Interpolated grid: dx=1.500 mm, dy=1.500 mm

Maximum value of SAR (interpolated) = 0.319 W/kg


Zoom Scan (5x5x7)/Cube 0: Measurement grid: dx=8mm, dy=8mm, dz=5mm

Reference Value = 11.14 V/m; Power Drift = 0.09 dB

Peak SAR (extrapolated) = 0.435 W/kg

SAR(1 g) = 0.281 W/kg; SAR(10 g) = 0.170 W/kg

Maximum value of SAR (measured) = 0.307 W/kg



Test Plot 57#: LTE Band 4_Body Bottom_Middle_1RB**DUT: 4G Phone; Type: EPIC T; Serial: 18030100121**

Communication System: Generic FDD-LTE; Frequency: 1732.5 MHz; Duty Cycle: 1:1
Medium parameters used: $f = 1732.5$ MHz; $\sigma = 1.525$ S/m; $\epsilon_r = 52.792$; $\rho = 1000$ kg/m³ ;
Phantom section: Left Section

DASY5 Configuration:

- Probe: ES3DV2 - SN3019; ConvF(4.84, 4.84, 4.84); Calibrated: 2017/10/30;
- Sensor-Surface: 4mm (Mechanical Surface Detection)
- Electronics: DAE4 Sn772; Calibrated: 2017/10/9
- Phantom: Triple Flat Phantom 5.1C; Type: QD 000 P51 CA; Serial: 1130
- Measurement SW: DASY52, Version 52.8 (8);

Area Scan (61x71x1): Interpolated grid: dx=1.500 mm, dy=1.500 mm

Maximum value of SAR (interpolated) = 0.130 W/kg


Zoom Scan (5x5x7)/Cube 0: Measurement grid: dx=8mm, dy=8mm, dz=5mm

Reference Value = 9.429 V/m; Power Drift = -0.14 dB

Peak SAR (extrapolated) = 0.193 W/kg

SAR(1 g) = 0.120 W/kg; SAR(10 g) = 0.070 W/kg

Maximum value of SAR (measured) = 0.131 W/kg



Test Plot 58#: LTE Band 4_Body Bottom_Middle_50%RB**DUT: 4G Phone; Type: EPIC T; Serial: 18030100121**

Communication System: Generic FDD-LTE; Frequency: 1732.5 MHz; Duty Cycle: 1:1
Medium parameters used: $f = 1732.5$ MHz; $\sigma = 1.525$ S/m; $\epsilon_r = 52.792$; $\rho = 1000$ kg/m³ ;
Phantom section: Left Section

DASY5 Configuration:

- Probe: ES3DV2 - SN3019; ConvF(4.84, 4.84, 4.84); Calibrated: 2017/10/30;
- Sensor-Surface: 4mm (Mechanical Surface Detection)
- Electronics: DAE4 Sn772; Calibrated: 2017/10/9
- Phantom: Triple Flat Phantom 5.1C; Type: QD 000 P51 CA; Serial: 1130
- Measurement SW: DASY52, Version 52.8 (8);

Area Scan (61x71x1): Interpolated grid: dx=1.500 mm, dy=1.500 mm

Maximum value of SAR (interpolated) = 0.108 W/kg


Zoom Scan (5x5x7)/Cube 0: Measurement grid: dx=8mm, dy=8mm, dz=5mm

Reference Value = 8.133 V/m; Power Drift = -0.01 dB

Peak SAR (extrapolated) = 0.154 W/kg

SAR(1 g) = 0.095 W/kg; SAR(10 g) = 0.056 W/kg

Maximum value of SAR (measured) = 0.104 W/kg



Test Plot 59#: LTE Band 7_Head Left Cheek_Middle_1RB**DUT: 4G Phone; Type: EPIC T; Serial: 18030100121**

Communication System: Generic FDD-LTE; Frequency: 2535 MHz; Duty Cycle: 1:1
Medium parameters used: $f = 2535$ MHz; $\sigma = 1.898$ S/m; $\epsilon_r = 39.005$; $\rho = 1000$ kg/m³ ;
Phantom section: Left Section

DASY5 Configuration:

- Probe: ES3DV2 - SN3019; ConvF(4.41, 4.41, 4.41); Calibrated: 2017/10/30;
- Sensor-Surface: 4mm (Mechanical Surface Detection)
- Electronics: DAE4 Sn772; Calibrated: 2017/10/9
- Phantom: Twin SAM; Type: Twin SAM V5.0; Serial: 1412
- Measurement SW: DASY52, Version 52.8 (8);

Area Scan (151x91x1): Interpolated grid: dx=1.200 mm, dy=1.200 mm

Maximum value of SAR (interpolated) = 0.0496 W/kg


Zoom Scan (5x5x7)/Cube 0: Measurement grid: dx=8mm, dy=8mm, dz=5mm

Reference Value = 3.558 V/m; Power Drift = 0.12 dB

Peak SAR (extrapolated) = 0.0540 W/kg

SAR(1 g) = 0.037 W/kg; SAR(10 g) = 0.030 W/kg

Maximum value of SAR (measured) = 0.0468 W/kg



0 dB = 0.0468 W/kg = -13.30 dBW/kg

Test Plot 60#: LTE Band 7_Head Left Cheek_Middle_50%RB**DUT: 4G Phone; Type: EPIC T; Serial: 18030100121**

Communication System: Generic FDD-LTE; Frequency: 2535 MHz; Duty Cycle: 1:1
Medium parameters used: $f = 2535$ MHz; $\sigma = 1.898$ S/m; $\epsilon_r = 39.005$; $\rho = 1000$ kg/m³ ;
Phantom section: Left Section

DASY5 Configuration:

- Probe: ES3DV2 - SN3019; ConvF(4.41, 4.41, 4.41); Calibrated: 2017/10/30;
- Sensor-Surface: 4mm (Mechanical Surface Detection)
- Electronics: DAE4 Sn772; Calibrated: 2017/10/9
- Phantom: Twin SAM; Type: Twin SAM V5.0; Serial: 1412
- Measurement SW: DASY52, Version 52.8 (8);

Area Scan (151x91x1): Interpolated grid: dx=1.200 mm, dy=1.200 mm

Maximum value of SAR (interpolated) = 0.0383 W/kg

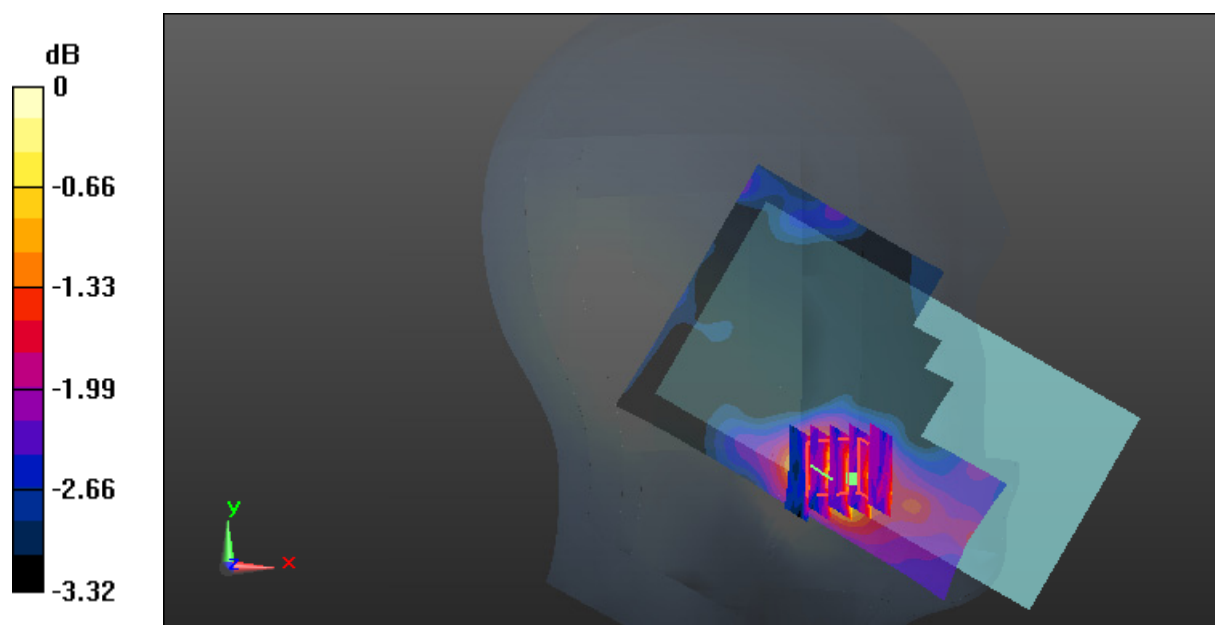
Zoom Scan (5x5x7)/Cube 0: Measurement grid: dx=8mm, dy=8mm, dz=5mm

Reference Value = 3.360 V/m; Power Drift = 0.12 dB

Peak SAR (extrapolated) = 0.0450 W/kg

SAR(1 g) = 0.036 W/kg; SAR(10 g) = 0.029 W/kg

Maximum value of SAR (measured) = 0.0409 W/kg



0 dB = 0.0409 W/kg = -13.88 dBW/kg

Test Plot 61#: LTE Band 7_Head Left Tilt_Middle_1RB**DUT: 4G Phone; Type: EPIC T; Serial: 18030100121**

Communication System: Generic FDD-LTE; Frequency: 2535 MHz; Duty Cycle: 1:1
Medium parameters used: $f = 2535$ MHz; $\sigma = 1.898$ S/m; $\epsilon_r = 39.005$; $\rho = 1000$ kg/m³ ;
Phantom section: Left Section

DASY5 Configuration:

- Probe: ES3DV2 - SN3019; ConvF(4.41, 4.41, 4.41); Calibrated: 2017/10/30;
- Sensor-Surface: 4mm (Mechanical Surface Detection)
- Electronics: DAE4 Sn772; Calibrated: 2017/10/9
- Phantom: Twin SAM; Type: Twin SAM V5.0; Serial: 1412
- Measurement SW: DASY52, Version 52.8 (8);

Area Scan (151x91x1): Interpolated grid: dx=1.200 mm, dy=1.200 mm

Maximum value of SAR (interpolated) = 0.0292 W/kg


Zoom Scan (5x5x7)/Cube 0: Measurement grid: dx=8mm, dy=8mm, dz=5mm

Reference Value = 3.706 V/m; Power Drift = 0.07 dB

Peak SAR (extrapolated) = 0.0300 W/kg

SAR(1 g) = 0.024 W/kg; SAR(10 g) = 0.023 W/kg

Maximum value of SAR (measured) = 0.0263 W/kg



Test Plot 62#: LTE Band 7_Head Left Tilt_Middle_50%RB**DUT: 4G Phone; Type: EPIC T; Serial: 18030100121**

Communication System: Generic FDD-LTE; Frequency: 2535 MHz; Duty Cycle: 1:1
Medium parameters used: $f = 2535$ MHz; $\sigma = 1.898$ S/m; $\epsilon_r = 39.005$; $\rho = 1000$ kg/m³ ;
Phantom section: Left Section

DASY5 Configuration:

- Probe: ES3DV2 - SN3019; ConvF(4.41, 4.41, 4.41); Calibrated: 2017/10/30;
- Sensor-Surface: 4mm (Mechanical Surface Detection)
- Electronics: DAE4 Sn772; Calibrated: 2017/10/9
- Phantom: Twin SAM; Type: Twin SAM V5.0; Serial: 1412
- Measurement SW: DASY52, Version 52.8 (8);

Area Scan (151x91x1): Interpolated grid: dx=1.200 mm, dy=1.200 mm

Maximum value of SAR (interpolated) = 0.0239 W/kg

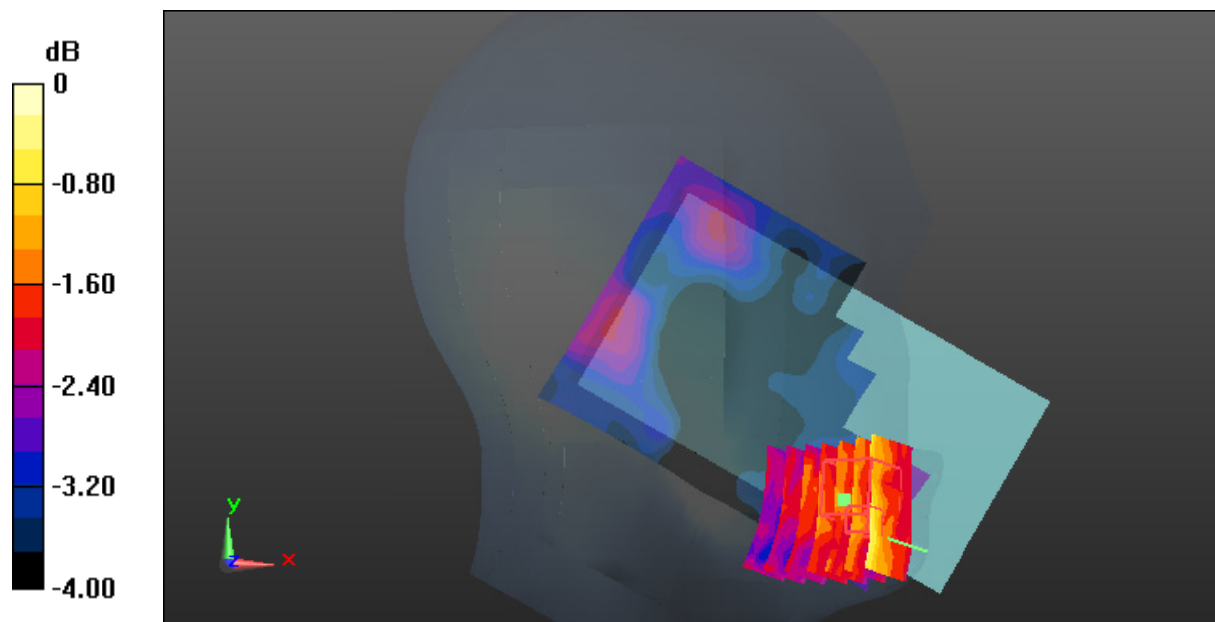
Zoom Scan (8x7x7)/Cube 0: Measurement grid: dx=8mm, dy=8mm, dz=5mm

Reference Value = 3.461 V/m; Power Drift = 0.04 dB

Peak SAR (extrapolated) = 0.0580 W/kg

SAR(1 g) = 0.029 W/kg; SAR(10 g) = 0.026 W/kg

Maximum value of SAR (measured) = 0.0375 W/kg



0 dB = 0.0375 W/kg = -14.26 dBW/kg

Test Plot 63#: LTE Band 7_Head Right Cheek_Middle_1RB**DUT: 4G Phone; Type: EPIC T; Serial: 18030100121**

Communication System: Generic FDD-LTE; Frequency: 2535 MHz; Duty Cycle: 1:1
Medium parameters used: $f = 2535$ MHz; $\sigma = 1.898$ S/m; $\epsilon_r = 39.005$; $\rho = 1000$ kg/m³ ;
Phantom section: Right Section

DASY5 Configuration:

- Probe: ES3DV2 - SN3019; ConvF(4.41, 4.41, 4.41); Calibrated: 2017/10/30;
- Sensor-Surface: 4mm (Mechanical Surface Detection)
- Electronics: DAE4 Sn772; Calibrated: 2017/10/9
- Phantom: Twin SAM; Type: Twin SAM V5.0; Serial: 1412
- Measurement SW: DASY52, Version 52.8 (8);

Area Scan (151x91x1): Interpolated grid: dx=1.200 mm, dy=1.200 mm

Maximum value of SAR (interpolated) = 0.0388 W/kg

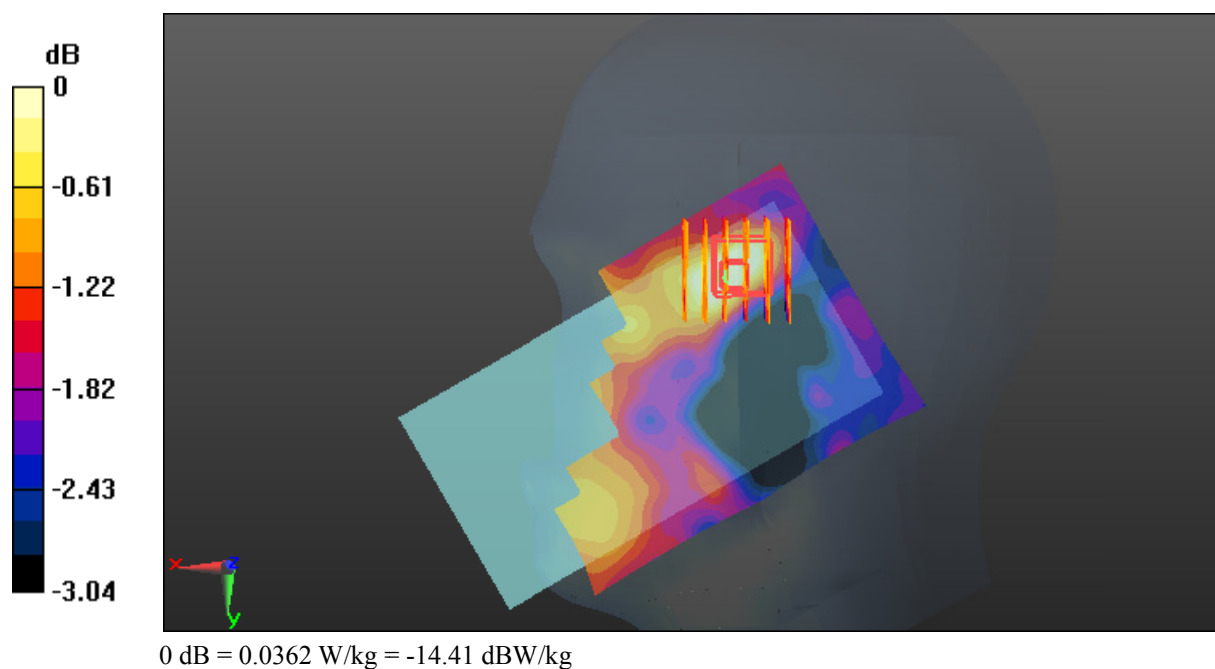
Zoom Scan (6x6x7)/Cube 0: Measurement grid: dx=8mm, dy=8mm, dz=5mm

Reference Value = 3.519 V/m; Power Drift = 0.08 dB

Peak SAR (extrapolated) = 0.0400 W/kg

SAR(1 g) = 0.032 W/kg; SAR(10 g) = 0.030 W/kg

Maximum value of SAR (measured) = 0.0362 W/kg



Test Plot 64#: LTE Band 7_Head Right Cheek_Middle_50%RB**DUT: 4G Phone; Type: EPIC T; Serial: 18030100121**

Communication System: Generic FDD-LTE; Frequency: 2535 MHz; Duty Cycle: 1:1
Medium parameters used: $f = 2535$ MHz; $\sigma = 1.898$ S/m; $\epsilon_r = 39.005$; $\rho = 1000$ kg/m³ ;
Phantom section: Right Section

DASY5 Configuration:

- Probe: ES3DV2 - SN3019; ConvF(4.41, 4.41, 4.41); Calibrated: 2017/10/30;
- Sensor-Surface: 4mm (Mechanical Surface Detection)
- Electronics: DAE4 Sn772; Calibrated: 2017/10/9
- Phantom: Twin SAM; Type: Twin SAM V5.0; Serial: 1412
- Measurement SW: DASY52, Version 52.8 (8);

Area Scan (151x91x1): Interpolated grid: dx=1.200 mm, dy=1.200 mm

Maximum value of SAR (interpolated) = 0.0317 W/kg


Zoom Scan (8x6x7)/Cube 0: Measurement grid: dx=8mm, dy=8mm, dz=5mm

Reference Value = 3.581 V/m; Power Drift = -0.11 dB

Peak SAR (extrapolated) = 0.0640 W/kg

SAR(1 g) = 0.038 W/kg; SAR(10 g) = 0.030 W/kg

Maximum value of SAR (measured) = 0.0638 W/kg



Test Plot 65#: LTE Band 7_Head Right Tilt_Middle_1RB**DUT: 4G Phone; Type: EPIC T; Serial: 18030100121**

Communication System: Generic FDD-LTE; Frequency: 2535 MHz; Duty Cycle: 1:1
Medium parameters used: $f = 2535$ MHz; $\sigma = 1.898$ S/m; $\epsilon_r = 39.005$; $\rho = 1000$ kg/m³ ;
Phantom section: Right Section

DASY5 Configuration:

- Probe: ES3DV2 - SN3019; ConvF(4.41, 4.41, 4.41); Calibrated: 2017/10/30;
- Sensor-Surface: 4mm (Mechanical Surface Detection)
- Electronics: DAE4 Sn772; Calibrated: 2017/10/9
- Phantom: Twin SAM; Type: Twin SAM V5.0; Serial: 1412
- Measurement SW: DASY52, Version 52.8 (8);

Area Scan (151x91x1): Interpolated grid: dx=1.200 mm, dy=1.200 mm

Maximum value of SAR (interpolated) = 0.0169 W/kg


Zoom Scan (6x6x7)/Cube 0: Measurement grid: dx=8mm, dy=8mm, dz=5mm

Reference Value = 2.401 V/m; Power Drift = -0.13 dB

Peak SAR (extrapolated) = 0.0180 W/kg

SAR(1 g) = 0.012 W/kg; SAR(10 g) = 0.011 W/kg

Maximum value of SAR (measured) = 0.0149 W/kg



Test Plot 66#: LTE Band 7_Head Right Tilt_Middle_50%RB**DUT: 4G Phone; Type: EPIC T; Serial: 18030100121**

Communication System: Generic FDD-LTE; Frequency: 2535 MHz; Duty Cycle: 1:1
Medium parameters used: $f = 2535$ MHz; $\sigma = 1.898$ S/m; $\epsilon_r = 39.005$; $\rho = 1000$ kg/m³ ;
Phantom section: Right Section

DASY5 Configuration:

- Probe: ES3DV2 - SN3019; ConvF(4.41, 4.41, 4.41); Calibrated: 2017/10/30;
- Sensor-Surface: 4mm (Mechanical Surface Detection)
- Electronics: DAE4 Sn772; Calibrated: 2017/10/9
- Phantom: Twin SAM; Type: Twin SAM V5.0; Serial: 1412
- Measurement SW: DASY52, Version 52.8 (8);

Area Scan (151x91x1): Interpolated grid: dx=1.200 mm, dy=1.200 mm

Maximum value of SAR (interpolated) = 0.0121 W/kg

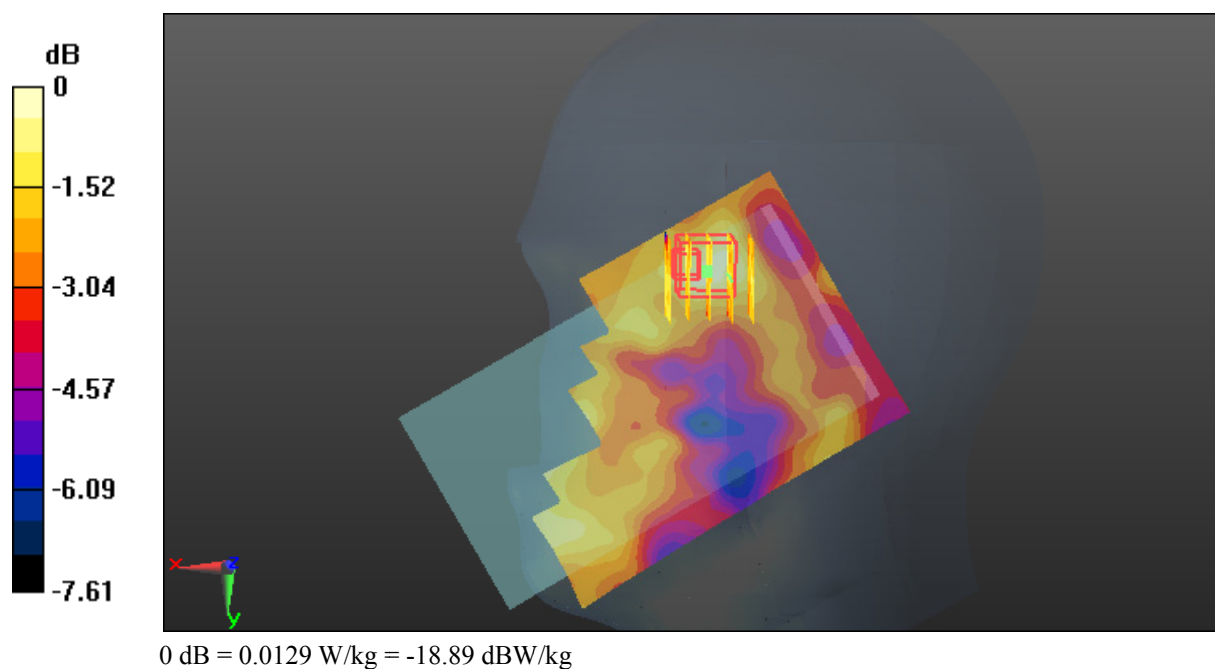
Zoom Scan (5x5x7)/Cube 0: Measurement grid: dx=8mm, dy=8mm, dz=5mm

Reference Value = 2.272 V/m; Power Drift = 0.05 dB

Peak SAR (extrapolated) = 0.0150 W/kg

SAR(1 g) = 0.011 W/kg; SAR(10 g) = 0.00949 W/kg

Maximum value of SAR (measured) = 0.0129 W/kg



Test Plot 67#: LTE Band 7_Body Back_Middle_1RB**DUT: 4G Phone; Type: EPIC T; Serial: 18030100121**

Communication System: Generic FDD-LTE; Frequency: 2535 MHz; Duty Cycle: 1:1
Medium parameters used: $f = 2535$ MHz; $\sigma = 2.111$ S/m; $\epsilon_r = 51.324$; $\rho = 1000$ kg/m³ ;
Phantom section: Center Section

DASY5 Configuration:

- Probe: ES3DV2 - SN3019; ConvF(4.05, 4.05, 4.05); Calibrated: 2017/10/30;
- Sensor-Surface: 4mm (Mechanical Surface Detection)
- Electronics: DAE4 Sn772; Calibrated: 2017/10/9
- Phantom: Triple Flat Phantom 5.1C; Type: QD 000 P51 CA; Serial: 1130
- Measurement SW: DASY52, Version 52.8 (8);

Area Scan (151x91x1): Interpolated grid: dx=1.200 mm, dy=1.200 mm

Maximum value of SAR (interpolated) = 0.262 W/kg

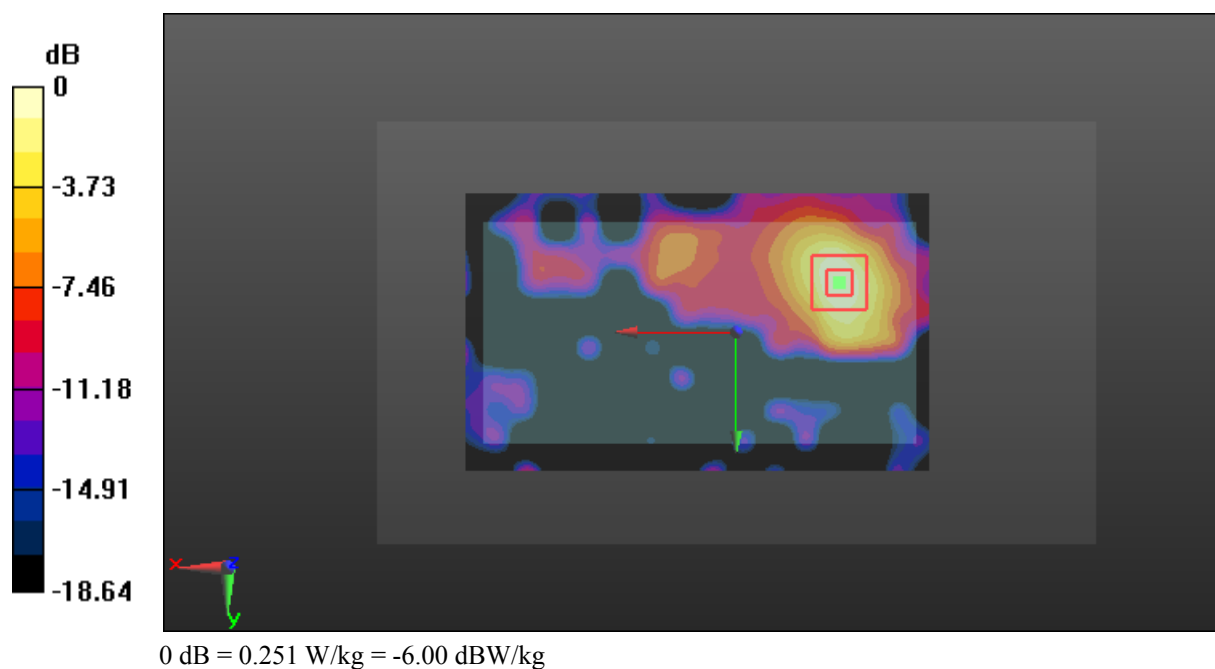
Zoom Scan (5x5x7)/Cube 0: Measurement grid: dx=8mm, dy=8mm, dz=5mm

Reference Value = 2.748 V/m; Power Drift = -0.16 dB

Peak SAR (extrapolated) = 0.502 W/kg

SAR(1 g) = 0.222 W/kg; SAR(10 g) = 0.101 W/kg

Maximum value of SAR (measured) = 0.251 W/kg



Test Plot 68#: LTE Band 7_Body Back_Middle_50%RB**DUT: 4G Phone; Type: EPIC T; Serial: 18030100121**

Communication System: Generic FDD-LTE; Frequency: 2535 MHz; Duty Cycle: 1:1
Medium parameters used: $f = 2535$ MHz; $\sigma = 2.111$ S/m; $\epsilon_r = 51.324$; $\rho = 1000$ kg/m³ ;
Phantom section: Center Section

DASY5 Configuration:

- Probe: ES3DV2 - SN3019; ConvF(4.05, 4.05, 4.05); Calibrated: 2017/10/30;
- Sensor-Surface: 4mm (Mechanical Surface Detection)
- Electronics: DAE4 Sn772; Calibrated: 2017/10/9
- Phantom: Triple Flat Phantom 5.1C; Type: QD 000 P51 CA; Serial: 1130
- Measurement SW: DASY52, Version 52.8 (8);

Area Scan (151x91x1): Interpolated grid: dx=1.200 mm, dy=1.200 mm

Maximum value of SAR (interpolated) = 0.205 W/kg

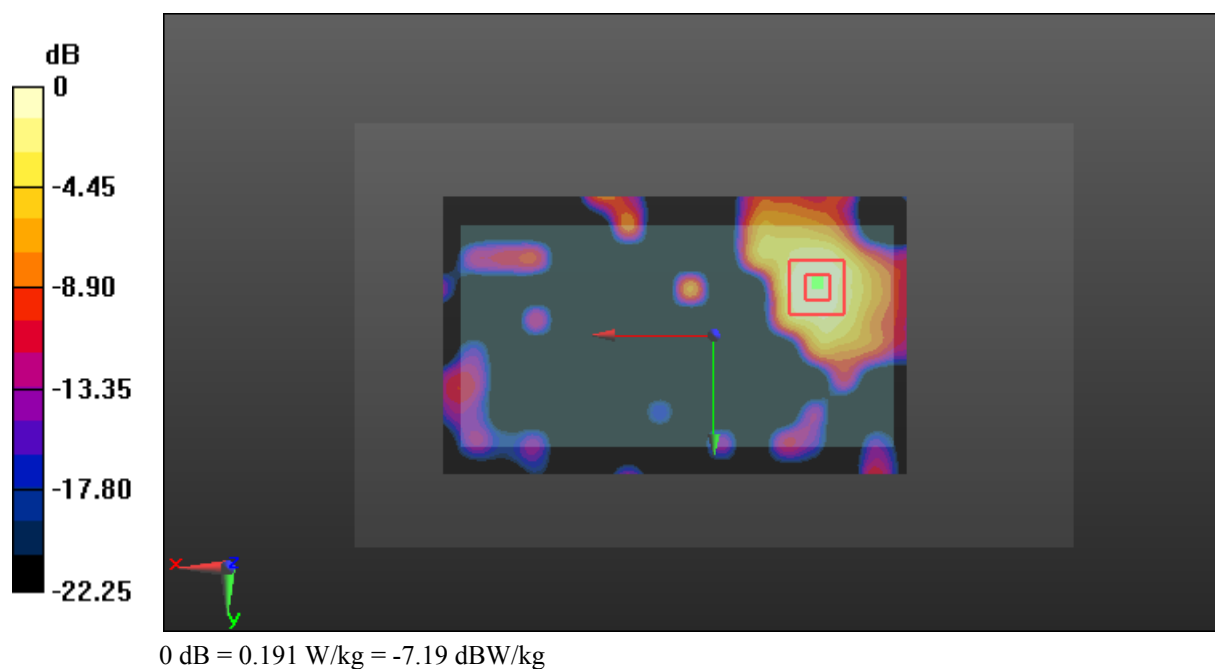
Zoom Scan (5x5x7)/Cube 0: Measurement grid: dx=8mm, dy=8mm, dz=5mm

Reference Value = 2.302 V/m; Power Drift = 0.04 dB

Peak SAR (extrapolated) = 0.327 W/kg

SAR(1 g) = 0.162 W/kg; SAR(10 g) = 0.076 W/kg

Maximum value of SAR (measured) = 0.191 W/kg



Test Plot 69#: LTE Band 7_Body Left_Middle_1RB**DUT: 4G Phone; Type: EPIC T; Serial: 18030100121**

Communication System: Generic FDD-LTE; Frequency: 2535 MHz; Duty Cycle: 1:1
Medium parameters used: $f = 2535$ MHz; $\sigma = 2.111$ S/m; $\epsilon_r = 51.324$; $\rho = 1000$ kg/m³ ;
Phantom section: Center Section

DASY5 Configuration:

- Probe: ES3DV2 - SN3019; ConvF(4.05, 4.05, 4.05); Calibrated: 2017/10/30;
- Sensor-Surface: 4mm (Mechanical Surface Detection)
- Electronics: DAE4 Sn772; Calibrated: 2017/10/9
- Phantom: Triple Flat Phantom 5.1C; Type: QD 000 P51 CA; Serial: 1130
- Measurement SW: DASY52, Version 52.8 (8);

Area Scan (151x61x1): Interpolated grid: dx=1.200 mm, dy=1.200 mm

Maximum value of SAR (interpolated) = 0.0508 W/kg


Zoom Scan (7x6x7)/Cube 0: Measurement grid: dx=8mm, dy=8mm, dz=5mm

Reference Value = 3.491 V/m; Power Drift = 0.02 dB

Peak SAR (extrapolated) = 0.166 W/kg

SAR(1 g) = 0.044 W/kg; SAR(10 g) = 0.021 W/kg

Maximum value of SAR (measured) = 0.0454 W/kg



Test Plot 70#: LTE Band 7_Body Left_Middle_50%RB**DUT: 4G Phone; Type: EPIC T; Serial: 18030100121**

Communication System: Generic FDD-LTE; Frequency: 2535 MHz; Duty Cycle: 1:1
Medium parameters used: $f = 2535$ MHz; $\sigma = 2.111$ S/m; $\epsilon_r = 51.324$; $\rho = 1000$ kg/m³ ;
Phantom section: Center Section

DASY5 Configuration:

- Probe: ES3DV2 - SN3019; ConvF(4.05, 4.05, 4.05); Calibrated: 2017/10/30;
- Sensor-Surface: 4mm (Mechanical Surface Detection)
- Electronics: DAE4 Sn772; Calibrated: 2017/10/9
- Phantom: Triple Flat Phantom 5.1C; Type: QD 000 P51 CA; Serial: 1130
- Measurement SW: DASY52, Version 52.8 (8);

Area Scan (151x61x1): Interpolated grid: dx=1.200 mm, dy=1.200 mm

Maximum value of SAR (interpolated) = 0.0905 W/kg


Zoom Scan (6x6x7)/Cube 0: Measurement grid: dx=8mm, dy=8mm, dz=5mm

Reference Value = 2.876 V/m; Power Drift = 0.03 dB

Peak SAR (extrapolated) = 0.0460 W/kg

SAR(1 g) = 0.010 W/kg; SAR(10 g) = 0.00154 W/kg

Maximum value of SAR (measured) = 0.0465 W/kg



Test Plot 71#: LTE Band 7_Body Bottom_Middle_1RB**DUT: 4G Phone; Type: EPIC T; Serial: 18030100121**

Communication System: Generic FDD-LTE; Frequency: 2535 MHz; Duty Cycle: 1:1
Medium parameters used: $f = 2535$ MHz; $\sigma = 2.111$ S/m; $\epsilon_r = 51.324$; $\rho = 1000$ kg/m³ ;
Phantom section: Center Section

DASY5 Configuration:

- Probe: ES3DV2 - SN3019; ConvF(4.05, 4.05, 4.05); Calibrated: 2017/10/30;
- Sensor-Surface: 4mm (Mechanical Surface Detection)
- Electronics: DAE4 Sn772; Calibrated: 2017/10/9
- Phantom: Triple Flat Phantom 5.1C; Type: QD 000 P51 CA; Serial: 1130
- Measurement SW: DASY52, Version 52.8 (8);

Area Scan (71x91x1): Interpolated grid: dx=1.200 mm, dy=1.200 mm

Maximum value of SAR (interpolated) = 0.0924 W/kg

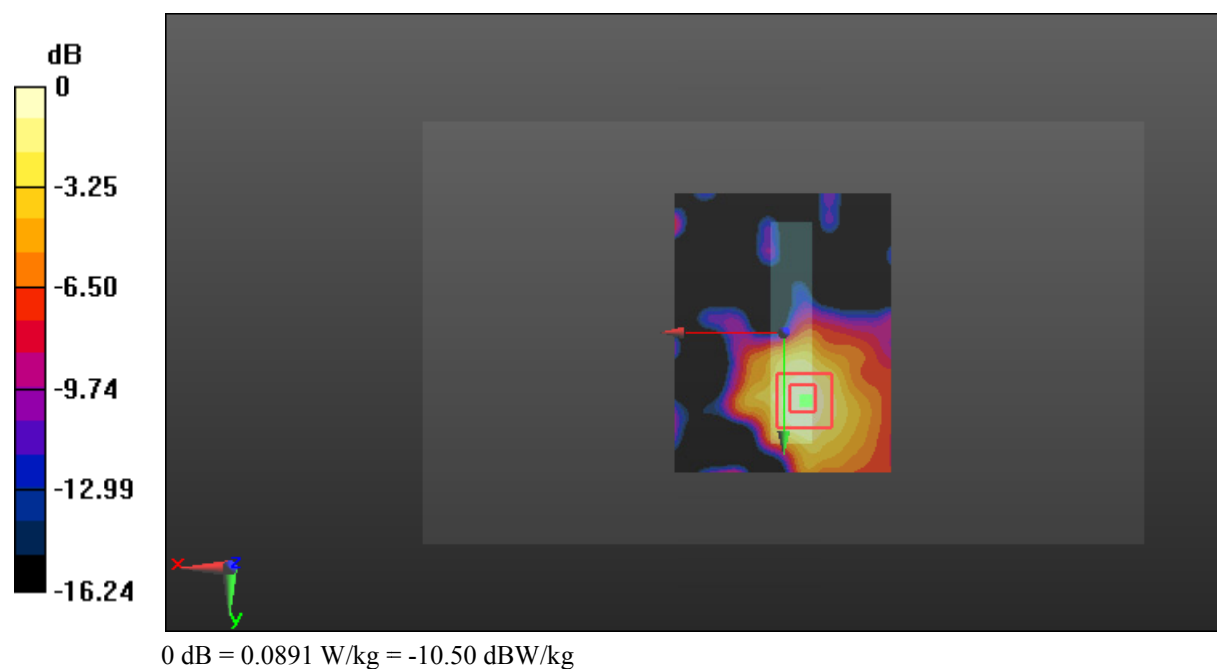
Zoom Scan (5x5x7)/Cube 0: Measurement grid: dx=8mm, dy=8mm, dz=5mm

Reference Value = 2.977 V/m; Power Drift = -0.12 dB

Peak SAR (extrapolated) = 0.154 W/kg

SAR(1 g) = 0.077 W/kg; SAR(10 g) = 0.039 W/kg

Maximum value of SAR (measured) = 0.0891 W/kg



Test Plot 72#: LTE Band 7_Body Bottom_Middle_50%RB**DUT: 4G Phone; Type: EPIC T; Serial: 18030100121**

Communication System: Generic FDD-LTE; Frequency: 2535 MHz; Duty Cycle: 1:1
Medium parameters used: $f = 2535$ MHz; $\sigma = 2.111$ S/m; $\epsilon_r = 51.324$; $\rho = 1000$ kg/m³ ;
Phantom section: Center Section

DASY5 Configuration:

- Probe: ES3DV2 - SN3019; ConvF(4.05, 4.05, 4.05); Calibrated: 2017/10/30;
- Sensor-Surface: 4mm (Mechanical Surface Detection)
- Electronics: DAE4 Sn772; Calibrated: 2017/10/9
- Phantom: Triple Flat Phantom 5.1C; Type: QD 000 P51 CA; Serial: 1130
- Measurement SW: DASY52, Version 52.8 (8);

Area Scan (71x91x1): Interpolated grid: dx=1.200 mm, dy=1.200 mm

Maximum value of SAR (interpolated) = 0.0958 W/kg


Zoom Scan (6x6x7)/Cube 0: Measurement grid: dx=8mm, dy=8mm, dz=5mm

Reference Value = 2.577 V/m; Power Drift = -0.18 dB

Peak SAR (extrapolated) = 0.132 W/kg

SAR(1 g) = 0.052 W/kg; SAR(10 g) = 0.022 W/kg

Maximum value of SAR (measured) = 0.0571 W/kg



Test Plot 73#: LTE Band 17_Head Left Check_Middle_1RB**DUT: 4G Phone; Type: EPIC T; Serial: 18030100121**

Communication System: Generic FDD-LTE; Frequency: 710 MHz; Duty Cycle: 1:1
Medium parameters used: $f = 710$ MHz; $\sigma = 0.872$ S/m; $\epsilon_r = 43.036$; $\rho = 1000$ kg/m³ ;
Phantom section: Left Section

DASY5 Configuration:

- Probe: ES3DV2 - SN3019; ConvF(6.57, 6.57, 6.57); Calibrated: 2017/10/30;
- Sensor-Surface: 4mm (Mechanical Surface Detection)
- Electronics: DAE4 Sn772; Calibrated: 2017/10/9
- Phantom: Twin SAM; Type: Twin SAM V5.0; Serial: 1412
- Measurement SW: DASY52, Version 52.8 (8);

Area Scan (121x71x1): Interpolated grid: dx=1.500 mm, dy=1.500 mm

Maximum value of SAR (interpolated) = 0.0358 W/kg


Zoom Scan (6x7x7)/Cube 0: Measurement grid: dx=8mm, dy=8mm, dz=5mm

Reference Value = 2.658 V/m; Power Drift = 0.01 dB

Peak SAR (extrapolated) = 0.0390 W/kg

SAR(1 g) = 0.033 W/kg; SAR(10 g) = 0.029 W/kg

Maximum value of SAR (measured) = 0.0367 W/kg



0 dB = 0.0367 W/kg = -14.35 dBW/kg

Test Plot 74#: LTE Band 17_Head Left Cheek_Middle_50%RB**DUT: 4G Phone; Type: EPIC T; Serial: 18030100121**

Communication System: Generic FDD-LTE; Frequency: 710 MHz; Duty Cycle: 1:1
Medium parameters used: $f = 710$ MHz; $\sigma = 0.872$ S/m; $\epsilon_r = 43.036$; $\rho = 1000$ kg/m³ ;
Phantom section: Left Section

DASY5 Configuration:

- Probe: ES3DV2 - SN3019; ConvF(6.57, 6.57, 6.57); Calibrated: 2017/10/30;
- Sensor-Surface: 4mm (Mechanical Surface Detection)
- Electronics: DAE4 Sn772; Calibrated: 2017/10/9
- Phantom: Twin SAM; Type: Twin SAM V5.0; Serial: 1412
- Measurement SW: DASY52, Version 52.8 (8);

Area Scan (121x71x1): Interpolated grid: dx=1.500 mm, dy=1.500 mm

Maximum value of SAR (interpolated) = 0.0275 W/kg

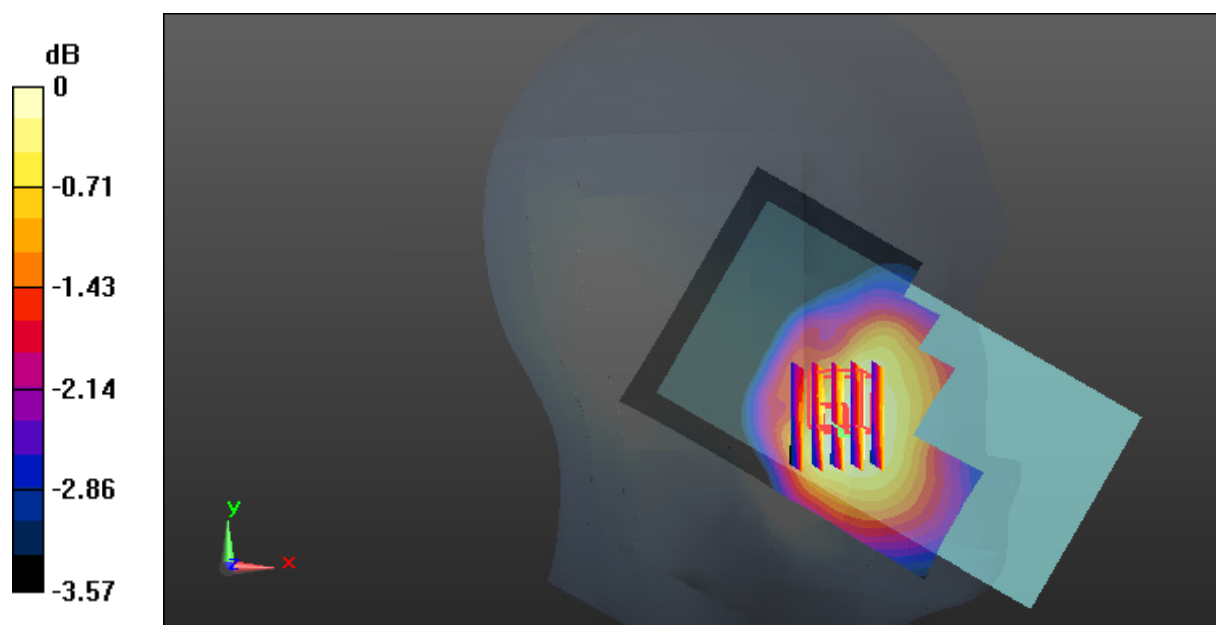
Zoom Scan (5x6x7)/Cube 0: Measurement grid: dx=8mm, dy=8mm, dz=5mm

Reference Value = 2.875 V/m; Power Drift = -0.11 dB

Peak SAR (extrapolated) = 0.0290 W/kg

SAR(1 g) = 0.025 W/kg; SAR(10 g) = 0.022 W/kg

Maximum value of SAR (measured) = 0.0273 W/kg



0 dB = 0.0273 W/kg = -15.64 dBW/kg

Test Plot 75#: LTE Band 17_Head Left Tilt_Middle_1RB**DUT: 4G Phone; Type: EPIC T; Serial: 18030100121**

Communication System: Generic FDD-LTE; Frequency: 710 MHz; Duty Cycle: 1:1
Medium parameters used: $f = 710$ MHz; $\sigma = 0.872$ S/m; $\epsilon_r = 43.036$; $\rho = 1000$ kg/m³ ;
Phantom section: Left Section

DASY5 Configuration:

- Probe: ES3DV2 - SN3019; ConvF(6.57, 6.57, 6.57); Calibrated: 2017/10/30;
- Sensor-Surface: 4mm (Mechanical Surface Detection)
- Electronics: DAE4 Sn772; Calibrated: 2017/10/9
- Phantom: Twin SAM; Type: Twin SAM V5.0; Serial: 1412
- Measurement SW: DASY52, Version 52.8 (8);

Area Scan (121x71x1): Interpolated grid: dx=1.500 mm, dy=1.500 mm

Maximum value of SAR (interpolated) = 0.0230 W/kg


Zoom Scan (6x6x7)/Cube 0: Measurement grid: dx=8mm, dy=8mm, dz=5mm

Reference Value = 3.461 V/m; Power Drift = -0.09 dB

Peak SAR (extrapolated) = 0.0240 W/kg

SAR(1 g) = 0.022 W/kg; SAR(10 g) = 0.020 W/kg

Maximum value of SAR (measured) = 0.0231 W/kg



0 dB = 0.0231 W/kg = -16.36 dBW/kg

Test Plot 76#: LTE Band 17_Head Left Tilt_Middle_50%RB**DUT: 4G Phone; Type: EPIC T; Serial: 18030100121**

Communication System: Generic FDD-LTE; Frequency: 710 MHz; Duty Cycle: 1:1
Medium parameters used: $f = 710$ MHz; $\sigma = 0.872$ S/m; $\epsilon_r = 43.036$; $\rho = 1000$ kg/m³ ;
Phantom section: Left Section

DASY5 Configuration:

- Probe: ES3DV2 - SN3019; ConvF(6.57, 6.57, 6.57); Calibrated: 2017/10/30;
- Sensor-Surface: 4mm (Mechanical Surface Detection)
- Electronics: DAE4 Sn772; Calibrated: 2017/10/9
- Phantom: Twin SAM; Type: Twin SAM V5.0; Serial: 1412
- Measurement SW: DASY52, Version 52.8 (8);

Area Scan (121x71x1): Interpolated grid: dx=1.500 mm, dy=1.500 mm

Maximum value of SAR (interpolated) = 0.0161 W/kg


Zoom Scan (7x7x7)/Cube 0: Measurement grid: dx=8mm, dy=8mm, dz=5mm

Reference Value = 3.143 V/m; Power Drift = 0.14 dB

Peak SAR (extrapolated) = 0.0190 W/kg

SAR(1 g) = 0.018 W/kg; SAR(10 g) = 0.017 W/kg

Maximum value of SAR (measured) = 0.0190 W/kg



Test Plot 77#: LTE Band 17_Head Right Check_Middle_1RB**DUT: 4G Phone; Type: EPIC T; Serial: 18030100121**

Communication System: Generic FDD-LTE; Frequency: 710 MHz; Duty Cycle: 1:1
Medium parameters used: $f = 710$ MHz; $\sigma = 0.872$ S/m; $\epsilon_r = 43.036$; $\rho = 1000$ kg/m³ ;
Phantom section: Right Section

DASY5 Configuration:

- Probe: ES3DV2 - SN3019; ConvF(6.57, 6.57, 6.57); Calibrated: 2017/10/30;
- Sensor-Surface: 4mm (Mechanical Surface Detection)
- Electronics: DAE4 Sn772; Calibrated: 2017/10/9
- Phantom: Twin SAM; Type: Twin SAM V5.0; Serial: 1412
- Measurement SW: DASY52, Version 52.8 (8);

Area Scan (121x71x1): Interpolated grid: $dx=1.500$ mm, $dy=1.500$ mm

Maximum value of SAR (interpolated) = 0.0381 W/kg


Zoom Scan (5x6x7)/Cube 0: Measurement grid: $dx=8$ mm, $dy=8$ mm, $dz=5$ mm

Reference Value = 3.176 V/m; Power Drift = -0.14 dB

Peak SAR (extrapolated) = 0.0400 W/kg

SAR(1 g) = 0.035 W/kg; SAR(10 g) = 0.030 W/kg

Maximum value of SAR (measured) = 0.0382 W/kg



Test Plot 78#: LTE Band 17_Head Right Check_Middle_50%RB**DUT: 4G Phone; Type: EPIC T; Serial: 18030100121**

Communication System: Generic FDD-LTE; Frequency: 710 MHz; Duty Cycle: 1:1
Medium parameters used: $f = 710$ MHz; $\sigma = 0.872$ S/m; $\epsilon_r = 43.036$; $\rho = 1000$ kg/m³ ;
Phantom section: Right Section

DASY5 Configuration:

- Probe: ES3DV2 - SN3019; ConvF(6.57, 6.57, 6.57); Calibrated: 2017/10/30;
- Sensor-Surface: 4mm (Mechanical Surface Detection)
- Electronics: DAE4 Sn772; Calibrated: 2017/10/9
- Phantom: Twin SAM; Type: Twin SAM V5.0; Serial: 1412
- Measurement SW: DASY52, Version 52.8 (8);

Area Scan (121x71x1): Interpolated grid: dx=1.500 mm, dy=1.500 mm

Maximum value of SAR (interpolated) = 0.0298 W/kg


Zoom Scan (6x6x7)/Cube 0: Measurement grid: dx=8mm, dy=8mm, dz=5mm

Reference Value = 3.037 V/m; Power Drift = -0.07 dB

Peak SAR (extrapolated) = 0.0310 W/kg

SAR(1 g) = 0.028 W/kg; SAR(10 g) = 0.024 W/kg

Maximum value of SAR (measured) = 0.0299 W/kg



Test Plot 79#: LTE Band 17_Head Right Tilt_Middle_1RB**DUT: 4G Phone; Type: EPIC T; Serial: 18030100121**

Communication System: Generic FDD-LTE; Frequency: 710 MHz; Duty Cycle: 1:1
Medium parameters used: $f = 710$ MHz; $\sigma = 0.872$ S/m; $\epsilon_r = 43.036$; $\rho = 1000$ kg/m³ ;
Phantom section: Right Section

DASY5 Configuration:

- Probe: ES3DV2 - SN3019; ConvF(6.57, 6.57, 6.57); Calibrated: 2017/10/30;
- Sensor-Surface: 4mm (Mechanical Surface Detection)
- Electronics: DAE4 Sn772; Calibrated: 2017/10/9
- Phantom: Twin SAM; Type: Twin SAM V5.0; Serial: 1412
- Measurement SW: DASY52, Version 52.8 (8);

Area Scan (121x71x1): Interpolated grid: dx=1.500 mm, dy=1.500 mm

Maximum value of SAR (interpolated) = 0.0212 W/kg


Zoom Scan (5x5x7)/Cube 0: Measurement grid: dx=8mm, dy=8mm, dz=5mm

Reference Value = 3.551 V/m; Power Drift = 0.10 dB

Peak SAR (extrapolated) = 0.0220 W/kg

SAR(1 g) = 0.020 W/kg; SAR(10 g) = 0.018 W/kg

Maximum value of SAR (measured) = 0.0217 W/kg



Test Plot 80#: LTE Band 17_Head Right Tilt_Middle_50%RB**DUT: 4G Phone; Type: EPIC T; Serial: 18030100121**

Communication System: Generic FDD-LTE; Frequency: 710 MHz; Duty Cycle: 1:1
Medium parameters used: $f = 710$ MHz; $\sigma = 0.872$ S/m; $\epsilon_r = 43.036$; $\rho = 1000$ kg/m³ ;
Phantom section: Right Section

DASY5 Configuration:

- Probe: ES3DV2 - SN3019; ConvF(6.57, 6.57, 6.57); Calibrated: 2017/10/30;
- Sensor-Surface: 4mm (Mechanical Surface Detection)
- Electronics: DAE4 Sn772; Calibrated: 2017/10/9
- Phantom: Twin SAM; Type: Twin SAM V5.0; Serial: 1412
- Measurement SW: DASY52, Version 52.8 (8);

Area Scan (121x71x1): Interpolated grid: dx=1.500 mm, dy=1.500 mm

Maximum value of SAR (interpolated) = 0.0169 W/kg

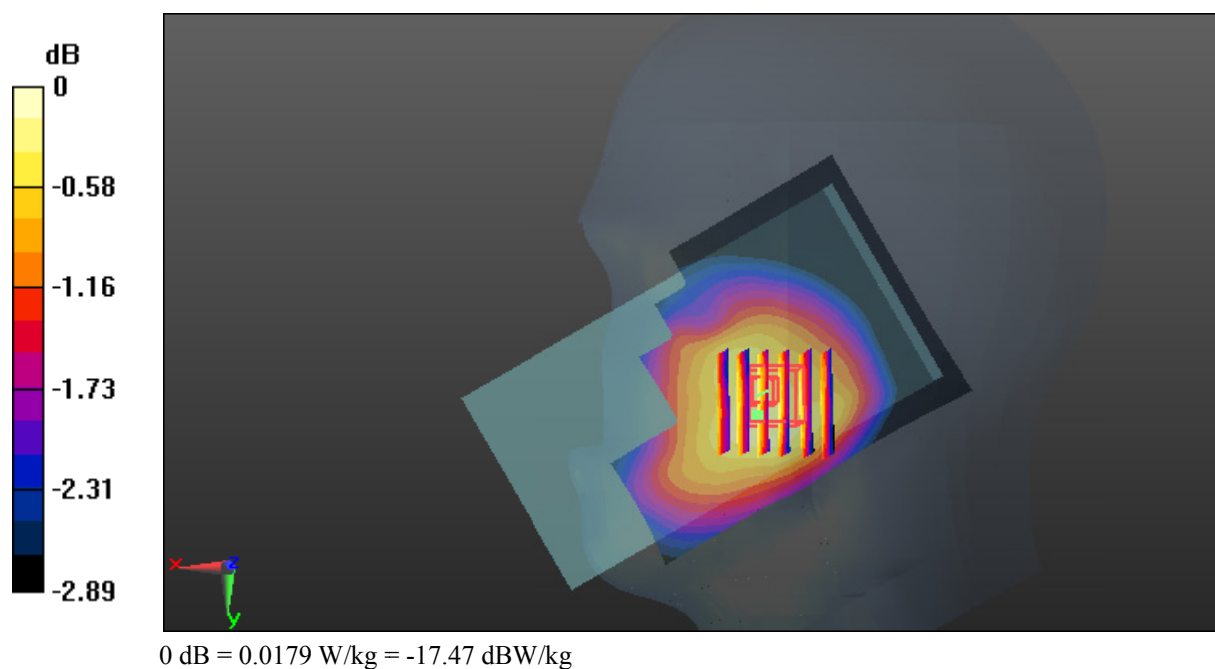
Zoom Scan (6x6x7)/Cube 0: Measurement grid: dx=8mm, dy=8mm, dz=5mm

Reference Value = 3.246 V/m; Power Drift = -0.06 dB

Peak SAR (extrapolated) = 0.0180 W/kg

SAR(1 g) = 0.017 W/kg; SAR(10 g) = 0.015 W/kg

Maximum value of SAR (measured) = 0.0179 W/kg



Test Plot 81#: LTE Band 17_Body Back_Middle_1RB**DUT: 4G Phone; Type: EPIC T; Serial: 18030100121**

Communication System: Generic FDD-LTE; Frequency: 710 MHz; Duty Cycle: 1:1
Medium parameters used: $f = 710$ MHz; $\sigma = 0.941$ S/m; $\epsilon_r = 56.186$; $\rho = 1000$ kg/m³ ;
Phantom section: Right Section

DASY5 Configuration:

- Probe: ES3DV2 - SN3019; ConvF(6.42, 6.42, 6.42); Calibrated: 2017/10/30;
- Sensor-Surface: 4mm (Mechanical Surface Detection)
- Electronics: DAE4 Sn772; Calibrated: 2017/10/9
- Phantom: Triple Flat Phantom 5.1C; Type: QD 000 P51 CA; Serial: 1130
- Measurement SW: DASY52, Version 52.8 (8);

Area Scan (121x71x1): Interpolated grid: dx=1.500 mm, dy=1.500 mm

Maximum value of SAR (interpolated) = 0.131 W/kg


Zoom Scan (11x7x4)/Cube 0: Measurement grid: dx=8mm, dy=8mm, dz=5mm

Reference Value = 10.62 V/m; Power Drift = -0.02 dB

Peak SAR (extrapolated) = 0.157 W/kg

SAR(1 g) = 0.106 W/kg; SAR(10 g) = 0.086 W/kg

Maximum value of SAR (measured) = 0.130 W/kg



Test Plot 82#: LTE Band 17_Body Back_Middle_50%RB**DUT: 4G Phone; Type: EPIC T; Serial: 18030100121**

Communication System: Generic FDD-LTE; Frequency: 710 MHz; Duty Cycle: 1:1
Medium parameters used: $f = 710$ MHz; $\sigma = 0.941$ S/m; $\epsilon_r = 56.186$; $\rho = 1000$ kg/m³ ;
Phantom section: Right Section

DASY5 Configuration:

- Probe: ES3DV2 - SN3019; ConvF(6.42, 6.42, 6.42); Calibrated: 2017/10/30;
- Sensor-Surface: 4mm (Mechanical Surface Detection)
- Electronics: DAE4 Sn772; Calibrated: 2017/10/9
- Phantom: Triple Flat Phantom 5.1C; Type: QD 000 P51 CA; Serial: 1130
- Measurement SW: DASY52, Version 52.8 (8);

Area Scan (121x71x1): Interpolated grid: dx=1.500 mm, dy=1.500 mm

Maximum value of SAR (interpolated) = 0.101 W/kg


Zoom Scan (11x7x4)/Cube 0: Measurement grid: dx=8mm, dy=8mm, dz=5mm

Reference Value = 9.275 V/m; Power Drift = 0.10 dB

Peak SAR (extrapolated) = 0.122 W/kg

SAR(1 g) = 0.083 W/kg; SAR(10 g) = 0.067 W/kg

Maximum value of SAR (measured) = 0.103 W/kg



Test Plot 83#: LTE Band 17_Body Left_Middle_1RB**DUT: 4G Phone; Type: EPIC T; Serial: 18030100121**

Communication System: Generic FDD-LTE; Frequency: 710 MHz; Duty Cycle: 1:1
Medium parameters used: $f = 710$ MHz; $\sigma = 0.941$ S/m; $\epsilon_r = 56.186$; $\rho = 1000$ kg/m³ ;
Phantom section: Right Section

DASY5 Configuration:

- Probe: ES3DV2 - SN3019; ConvF(6.42, 6.42, 6.42); Calibrated: 2017/10/30;
- Sensor-Surface: 4mm (Mechanical Surface Detection)
- Electronics: DAE4 Sn772; Calibrated: 2017/10/9
- Phantom: Triple Flat Phantom 5.1C; Type: QD 000 P51 CA; Serial: 1130
- Measurement SW: DASY52, Version 52.8 (8);

Area Scan (121x51x1): Interpolated grid: dx=1.500 mm, dy=1.500 mm

Maximum value of SAR (interpolated) = 0.0631 W/kg


Zoom Scan (5x5x4)/Cube 0: Measurement grid: dx=8mm, dy=8mm, dz=5mm

Reference Value = 7.272 V/m; Power Drift = 0.13 dB

Peak SAR (extrapolated) = 0.0710 W/kg

SAR(1 g) = 0.052 W/kg; SAR(10 g) = 0.038 W/kg

Maximum value of SAR (measured) = 0.0646 W/kg



Test Plot 84#: LTE Band 17_Body Left_Middle_50%RB**DUT: 4G Phone; Type: EPIC T; Serial: 18030100121**

Communication System: Generic FDD-LTE; Frequency: 710 MHz; Duty Cycle: 1:1
Medium parameters used: $f = 710$ MHz; $\sigma = 0.941$ S/m; $\epsilon_r = 56.186$; $\rho = 1000$ kg/m³ ;
Phantom section: Right Section

DASY5 Configuration:

- Probe: ES3DV2 - SN3019; ConvF(6.42, 6.42, 6.42); Calibrated: 2017/10/30;
- Sensor-Surface: 4mm (Mechanical Surface Detection)
- Electronics: DAE4 Sn772; Calibrated: 2017/10/9
- Phantom: Triple Flat Phantom 5.1C; Type: QD 000 P51 CA; Serial: 1130
- Measurement SW: DASY52, Version 52.8 (8);

Area Scan (121x51x1): Interpolated grid: dx=1.500 mm, dy=1.500 mm

Maximum value of SAR (interpolated) = 0.0481 W/kg


Zoom Scan (5x5x4)/Cube 0: Measurement grid: dx=8mm, dy=8mm, dz=5mm

Reference Value = 6.422 V/m; Power Drift = 0.02 dB

Peak SAR (extrapolated) = 0.0520 W/kg

SAR(1 g) = 0.039 W/kg; SAR(10 g) = 0.029 W/kg

Maximum value of SAR (measured) = 0.0476 W/kg



Test Plot 85#: LTE Band 17_Body Bottom_Middle_1RB**DUT: 4G Phone; Type: EPIC T; Serial: 18030100121**

Communication System: Generic FDD-LTE; Frequency: 710 MHz; Duty Cycle: 1:1
Medium parameters used: $f = 710$ MHz; $\sigma = 0.941$ S/m; $\epsilon_r = 56.186$; $\rho = 1000$ kg/m³ ;
Phantom section: Right Section

DASY5 Configuration:

- Probe: ES3DV2 - SN3019; ConvF(6.42, 6.42, 6.42); Calibrated: 2017/10/30;
- Sensor-Surface: 4mm (Mechanical Surface Detection)
- Electronics: DAE4 Sn772; Calibrated: 2017/10/9
- Phantom: Triple Flat Phantom 5.1C; Type: QD 000 P51 CA; Serial: 1130
- Measurement SW: DASY52, Version 52.8 (8);

Area Scan (61x71x1): Interpolated grid: dx=1.500 mm, dy=1.500 mm

Maximum value of SAR (interpolated) = 0.0274 W/kg


Zoom Scan (6x6x4)/Cube 0: Measurement grid: dx=8mm, dy=8mm, dz=5mm

Reference Value = 4.254 V/m; Power Drift = 0.10 dB

Peak SAR (extrapolated) = 0.0330 W/kg

SAR(1 g) = 0.019 W/kg; SAR(10 g) = 0.013 W/kg

Maximum value of SAR (measured) = 0.0273 W/kg



Test Plot 86#: LTE Band 17_Body Bottom_Middle_50%RB

DUT: 4G Phone; Type: EPIC T; Serial: 18030100121

Communication System: Generic FDD-LTE; Frequency: 710 MHz; Duty Cycle: 1:1
 Medium parameters used: $f = 710 \text{ MHz}$; $\sigma = 0.941 \text{ S/m}$; $\epsilon_r = 56.186$; $\rho = 1000 \text{ kg/m}^3$;
 Phantom section: Right Section

DASY5 Configuration:

- Probe: ES3DV2 - SN3019; ConvF(6.42, 6.42, 6.42); Calibrated: 2017/10/30;
- Sensor-Surface: 4mm (Mechanical Surface Detection)
- Electronics: DAE4 Sn772; Calibrated: 2017/10/9
- Phantom: Triple Flat Phantom 5.1C; Type: QD 000 P51 CA; Serial: 1130
- Measurement SW: DASY52, Version 52.8 (8);

Area Scan (61x71x1): Interpolated grid: $dx=1.500 \text{ mm}$, $dy=1.500 \text{ mm}$

Maximum value of SAR (interpolated) = 0.0209 W/kg

Zoom Scan (6x6x4)/Cube 0: Measurement grid: $dx=8\text{mm}$, $dy=8\text{mm}$, $dz=5\text{mm}$

Reference Value = 3.761 V/m; Power Drift = -0.14 dB

Peak SAR (extrapolated) = 0.0250 W/kg

SAR(1 g) = 0.014 W/kg; SAR(10 g) = 0.00982 W/kg

Maximum value of SAR (measured) = 0.0206 W/kg

