

Antenna
Test Report

CB2S Antenna test report

Version 1.0.0

Date: 2021-03-18

NO: 000000001

Powered by



Intelligence
Inside

Product Name:	CB2S
Antenna Type:	PCB antenna
Writer:	Haigang ruan
Maximum	Gain: 0.0dBi
	Efficiency:27.48%



Content

1. General Description	1
2. Technical Information	1
3. Test Standards	1
4. Test Item	2
5. Test Photo	2
Appendix A Antenna Dimension	3
Appendix B S11/VSWR	3
Appendix C Gain and Efficiency	4
Appendix D Radiation Pattern(1D and 3D)	5
Appendix E Test Setup Photo	7



1. General Description

EUT Name	CB2S Antenna
Wireless type	WIFI
Antenna Type	PCB antenna
Dimensions	Appendix A

2. Technical Information

Frequency Range	2402MHz~2480MHz
Test Frequency	2400,2410.....2500MHz

3. Test Standards

Identity	Document Title
IEEE 149-1979	IEEE Standard Test Procedures for Antennas



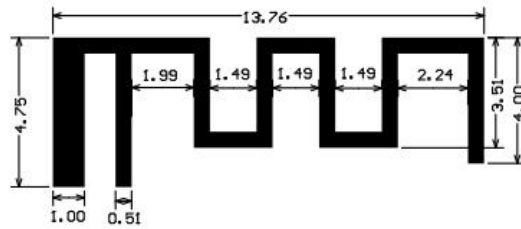
4. Test Item

Report Section	Description
Appendix B	S11/VSWR
Appendix C	Gain and Efficiency
Appendix D	Radiation Pattern (1D and 3D)

5. Test Photo

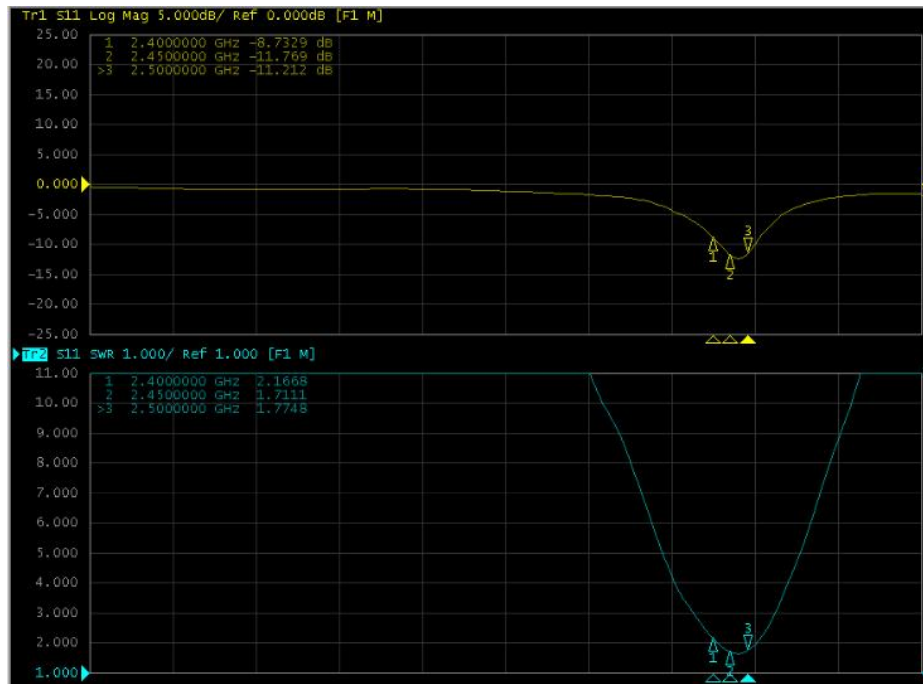
Report Section	Description
Appendix E	Test Setup Photo

Appendix A Antenna Dimension



单位: mm
unit

Appendix B S11/VSWR



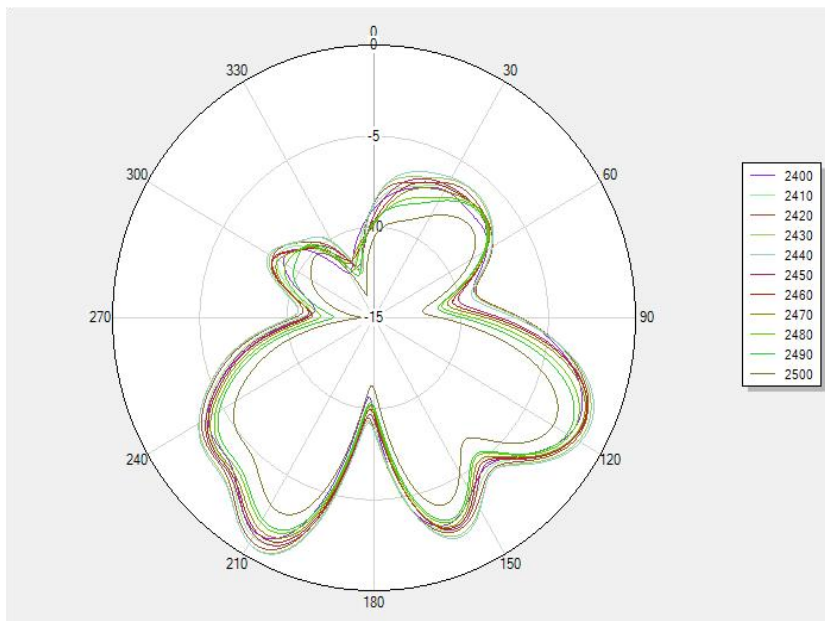
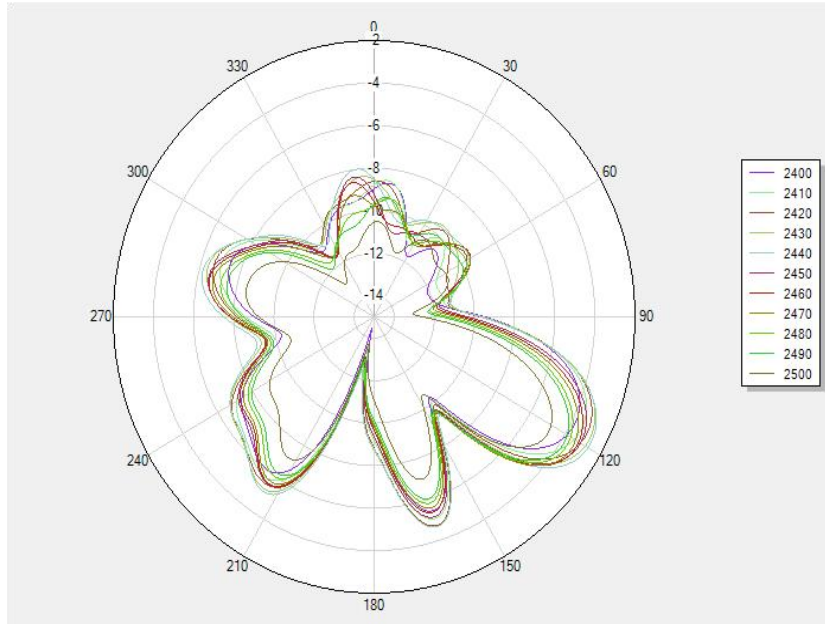
Frequency (MHz)	2400	2450	2500
Return Loss	-8.73	-11.76	-11.21
VSWR	2.16	1.71	1.77

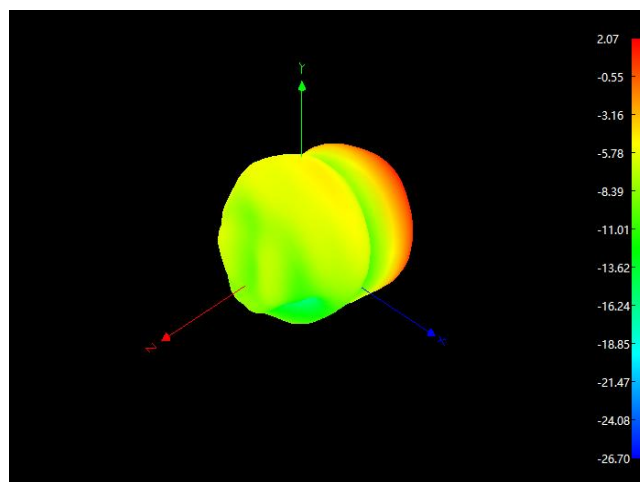
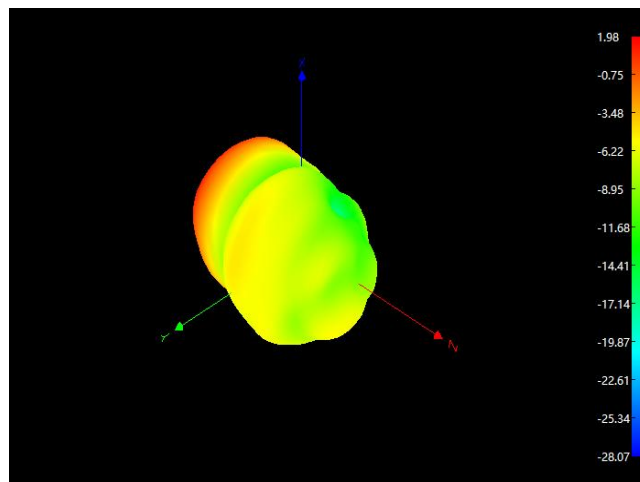
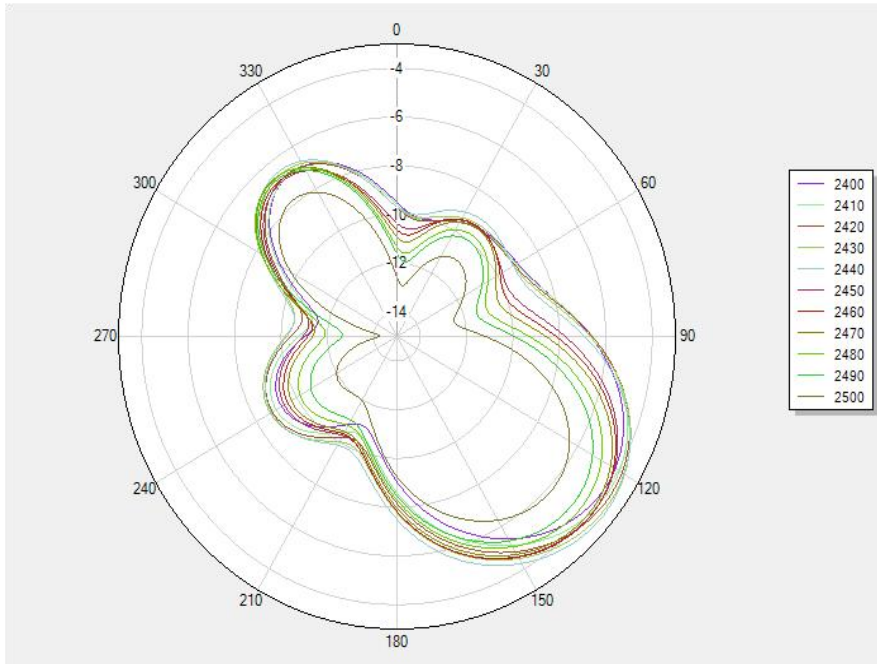


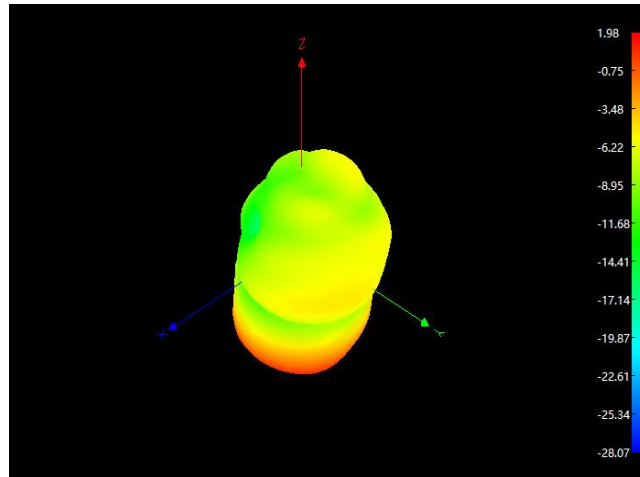
Appendix C Gain and Efficiency

Frequency (MHz)	Efficiency(%)	Gain (dBi)
2400	24.43%	-0.98
2410	25.64%	-0.67
2420	26.24%	-0.37
2430	27.04%	-0.12
2440	27.48%	0.04
2450	25.25%	-0.45
2460	23.88%	-0.55
2470	22.65%	-0.69
2480	21.78%	-0.93
2490	20.04%	-1.11
2500	16.18%	-2.07

Appendix D Radiation Pattern(1D and 3D)







Appendix E Test Setup Photo

