

meross

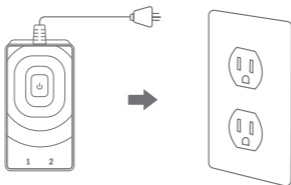
User Manual

Installation Guide

1. Download the Meross app.



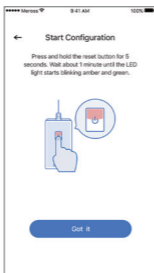
2. Plug MSS620 into an outlet near main Wi-Fi.*



* Proximity to main Wi-Fi is required only during the initial setup process.

* MSS620 only supports 2.4GHz networks.

3. Open Meross app and simply follow the inbuilt setup wizard for configuration.

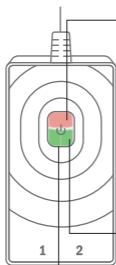


3. Relocate MSS620 into a desired outlet, no configuration is required.

Waterproof IP64



LED and Button Rules



Status LED

Flashing rapidly (twice/sec):
Initialization/ Wi-Fi connecting mode/
Reset/Firmware upgrading mode.

Flashing slowly (once/sec):
Configuration mode.

Solid red: No internet connection.

Off: Successfully connected.

Socket 1/2

Solid green: Socket is ON.

Off: Socket is OFF.

Power Button

Press to turn both sockets ON or OFF.

Press and hold (for 5 seconds) until Status LED flashes red rapidly to initiate factory reset process.

FAQ

At Meross we strive to assure your satisfaction. We apologize for any inconvenience with the installation or operation of the plug and are happy to assist at support@meross.com.

1. What devices can I control with the Smart Wi-Fi Outdoor Plug?

You can control lights, fans, humidifiers, portable heaters, and outdoor electric appliances in accordance with the MSS620's specifications (up to 10A).

2. What should I do when my Meross app is unable to control the added Smart Wi-Fi Outdoor Plug?

You can troubleshoot the following:

- Check the main Wi-Fi's Internet connection.
- Make sure that main Wi-Fi's password hasn't been changed.
- Make sure your MSS620 is not too far from the main Wi-Fi.
- Factory reset MSS620 and try to add it again.

3. How do I pair my Meross devices with Amazon Alexa or Google Assistant?

Visit Account->Amazon Alexa or Google Assistant page within Meross app for pairing instructions.

Warranty

Meross products are covered by a 12 months limited warranty from the date of its original purchase. If any problems occur, please contact support@meross.com for help.

We can only provide aftersales service for products that are sold by Meross or Meross authorized retailers and distributors.

SIMPLE DEVICE SIMPLIFY YOUR LIFE

Email: support@meross.com
Website: www.meross.com

Made in China





Federal Communication Commission (FCC) Statement for Users

Warning: Changes or modifications not expressly approved by the party responsible for compliance could void the user's authority to operate the equipment.

This device complies with Part 15 of the FCC Rules. Operation is subject to the following two conditions: (1) this device may not cause harmful interference, and (2) this device must accept any interference received, including interference that may cause undesired operation.

Note: This equipment has been tested and found to comply with the limits for a Class B digital device, pursuant to Part 15 of the FCC Rules. These limits are designed to provide reasonable protection against harmful interference in a residential installation. This equipment generates, uses, and can radiate radio frequency energy, and if not installed and used in accordance with the instructions, may cause harmful interference to radio communications. However, there is no guarantee that interference will not occur in a particular installation. If this equipment does cause harmful interference to radio or television reception, which can be determined by turning the equipment off and on, the user is encouraged to try to correct the interference by one or more of the following measures:

- Reorient or relocate the receiving antenna.
- Increase the separation between the equipment and receiver.
- Connect the equipment into an outlet on a circuit different from that to which the receiver is connected.
- Consult the dealer or an experienced radio/TV technician for help.

This equipment complies with FCC radiation exposure limits set forth for an uncontrolled environment. This equipment should be installed and operated with a minimum distance of 20cm between the radiator & your body. This transmitter must not be co-located or operating in conjunction with any other antenna or transmitter.

IC

Innovation, Science and Economic Development Canada (ISED) Statement for Users

This transmitter must not be co-located or operating in conjunction with any other antenna or transmitter. This equipment should be installed and operated with a minimum distance of 20 centimeters between the radiator and your body.

Cet émetteur ne doit pas être Co-placé ou ne fonctionnant en même temps qu'aucune autre antenne ou émetteur.

Cet équipement devrait être installé et actionné avec une distance minimum de 20 centimètres entre le radiateur et votre corps.

This device contains licence-exempt transmitter(s)/receiver(s) that comply with Innovation, Science and Economic Development Canada's licence-exempt RSS(s). Operation is subject to the following two conditions:

- (1) This device may not cause interference.
- (2) This device must accept any interference, including interference that may cause undesired operation of the device.

L'émetteur/récepteur exempt de licence contenu dans le présent appareil est conforme aux CNR d'Innovation, Sciences et Développement économique Canada applicables aux appareils radio exempts de licence. L'exploitation est autorisée aux deux conditions suivantes :

- 1) L'appareil ne doit pas produire de brouillage;
- 2) L'appareil doit accepter tout brouillage radioélectrique subi, même si le brouillage est susceptible d'en compromettre le fonctionnement.