



Get Started



## Set Up Your Hub



### 1. Turn on Hub

Plug in your Hub to the power supply, and wait for the power LED to stop blinking.



### 2. Download the App

Search for Tabs on the Apple App Store or Google Play Store.



### 3. Sign Up

Create a Tabs account, and follow the in-app setup instructions.

# The Hub

The Hub is at the core of the easy-to-use and infinitely expandable Tabs solution. Connecting the Hub to your home Wi-Fi creates a hotspot for all of your Tabs devices.



## Simple In-App Setup

The Hub is easily set up, using just your phone and the Tabs app.



## Control Wi-Fi Usage

Parental Controls shield your children from inappropriate web content. In-app purchase required.

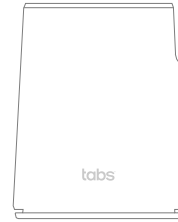


## Neighborhood Coverage

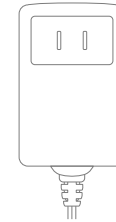
The Hub creates wide-area coverage for all of your Tabs devices.



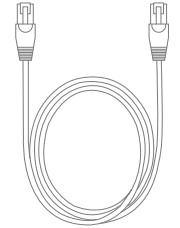
## What's in the Box



Hub

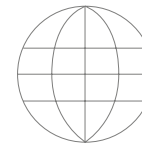


Power Supply



Ethernet Cable

## Requirements



Internet Connection



iOS 9+ or Android 4.1+

# Meet the Hub

The Hub forms the core of your Tabs system, providing coverage to your devices as well as a secure Wi-Fi network.

## Icons



### Wired Network

Indicates the state of the WAN and LAN ports



### Wi-Fi

Indicates the state of the Wi-Fi network



### Tabs Network

Indicates the state of the Tabs network



### Power

Indicates that the Hub is functioning normally

## Status Lights



### Solid Green

Feature is operating correctly.

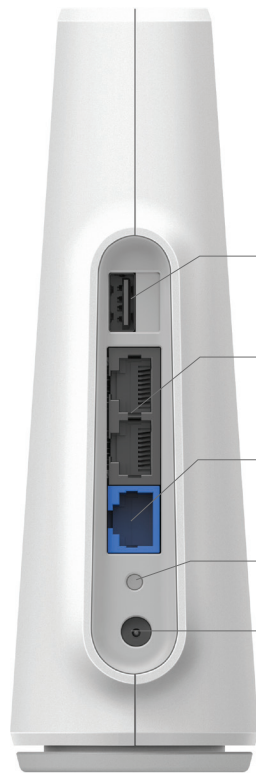


### Solid Orange

Feature is not operating correctly.

## WPS Button

The large, round button on top of your hub enables Wi-Fi Protected Setup. WPS can simplify the process of adding wireless devices to your network. For more information, visit [tabs.io/support](https://tabs.io/support).



## Hub Placement

For optimal performance, the Hub should be placed near a window in a prominent, elevated position. The highest floor of a home is ideal for maximizing the distance of your signal.

## Ports

### USB

The USB 2.1 Type A port can be used for recharging Tabs devices.

### LAN

There are two ethernet ports for adding other devices to your Local Area Network.

### WAN

This ethernet port is used to connect your broadband Internet modem provided by an Internet Service Provider.

### Reset Button


Pressing for 6 seconds resets your Hub


### Power


Connects to the supplied 12V power supply


## Important Product & Safety Instructions

For the most current and more detailed information about Tabs features and settings as well as safety instructions, please download the user manual for the products online at [tabs.io/support](https://tabs.io/support) before use of any Tabs products or services.

 Certain sensors contain magnets. **Keep away from ALL Children!** Do not put in nose or mouth. Swallowed magnets can stick to intestines causing serious injury or death. Seek immediate medical attention if magnets are swallowed.

 These products are not toys and contain small parts that can be dangerous to children under 3 years old. Do not allow children or pets to play with products.

 Observe proper precautions when handling batteries. Batteries may leak or explode if improperly handled.






 **Observe the following precautions to avoid a sensor explosion or fire:**




- Do not drop, disassemble, open, crush, bend, deform, puncture, shred, microwave, incinerate or paint the sensors, Hub or other hardware.
- Do not insert foreign objects into any opening on the sensors or Hub, such as the USB port.
- Do not use the hardware if it has been damaged—for example, if cracked, punctured or harmed by water. Disassembling or puncturing the battery (whether integrated or removable) can cause an explosion or fire.
- Do not dry the sensors or battery with an external heat source such as a microwave oven or hair dryer.

## Warnings

- Do not place naked flame sources, such as lighted candles, on or near the equipment.
- The battery shall not be exposed to excessive heat such as sunshine, fire or the like.
- Do not dismantle, open or shred battery pack or cells.
- Do not expose batteries to heat or fire. Avoid storage in direct sunlight.
- Do not short-circuit the battery. Do not store batteries in a box or drawer where they may short-circuit each other or be short-circuited by other metal objects.
- Do not remove a battery from its original packaging until required for use.
- Do not subject batteries to mechanical shock.
- In the event of a battery leaking, do not allow the liquid to come in contact with the skin or eyes. If contact has been made, wash the affected area with copious amounts of water and seek medical advice.
- Do not use any charger other than that specifically provided for use with the equipment.
- Observe the plus (+) and minus (-) marks on the battery and equipment and ensure correct use.
- Do not use any which is not designed for use with the product.
- Do not mix cells of different manufacture, capacity, size or type within a device.
- Keep batteries out of the reach of children.
- Seek medical advice immediately if a battery has been swallowed.
- Always purchase the correct battery for the equipment.
- Keep batteries clean and dry.
- Wipe the battery terminals with a clean dry cloth if they become dirty.
- Rechargeable batteries need to be charged before use. Always use the correct charger and refer to the manufacturer's instructions or equipment manual for proper charging instructions.
- Do not leave a rechargeable battery on prolonged charge when not in use.

## Notices

-  Avoid exposing your sensors or batteries to very cold or very hot temperatures. Low or high temperature conditions may temporarily shorten the battery life or cause the sensors to temporarily stop working.
-  Take care in setting up the Hub Gateway and other hardware. Follow all installation instructions in the User Guide. Failure to do so may result in injury.
-  Do not install hardware equipment while standing in water or with wet hands. Failure to do so can result in electric shock or death. Use caution when setting up all electronic equipment.
-  When charging the sensors, do not handle the sensors with wet hands. Failure to observe this precaution could result in electric shock.
-  Do not check the GPS via the Tabs application while driving or in other situations where distractions could be hazardous. Always be aware of your surroundings when using the Wristband Locator or other sensors.

-  The Wristband Locator Sensor may cause skin irritation. Prolonged contact may contribute to skin irritation or allergies in some users. To reduce irritation, follow four simple wear and care tips: (1) Keep it clean; (2) keep it dry; (3) don't wear it too tight, and (4) give your wrist a rest by removing the band for an hour after extended wear.
-  PROP 65 WARNING: This product contains chemicals known to the State of California to cause cancer and birth defects or other reproductive harm
-  Cleaning Tabs Products: Use a clean dry cloth or wipe to clean Tabs products. Do not use detergent or abrasive materials to clean the Tabs products, as this may damage the sensors.

## Warranty

**Limited Warranty:** To the extent permitted by the law in the country in which purchase Tabs products, TrackNet warrants that for a period of one (1) year from original date of purchase, the product will be free from defects in materials and workmanship under normal use. In the event of a defect, contact TrackNet Customer Support ([tabs.io](https://tabs.io)/support) for assistance. TrackNet's sole obligation under this warranty will be, at its option, to repair or replace the product. This warranty does not apply to products damaged by misuse, accident, or normal wear and tear. Damage resulting from use with non-Tracknet's batteries, power cables, or other battery charging/recharging accessories or devices is also not covered by this or any warranty. NO OTHER WARRANTY OF ANY KIND (EITHER EXPRESS OR IMPLIED) IS PROVIDED AND ARE HEREBY EXPRESSLY DISCLAIMED, INCLUDING BUT NOT LIMITED TO ANY IMPLIED WARRANTIES OF MERCHANTABILITY AND FITNESS FOR A SPECIFIC OR GENERAL PURPOSE AND THOSE ARISING BY STATUTE OR BY LAW, OR FROM A CAUSE OF DEALING OR USAGE OF TRADE.

**Limitation of Liability:** IN NO EVENT, REGARDLESS OF CAUSE, SHALL TRACKNET BE LIABLE FOR ANY INDIRECT, SPECIAL, INCIDENTAL, PUNITIVE OR CONSEQUENTIAL DAMAGES OF ANY KIND, WHETHER ARISING UNDER BREACH OF CONTRACT, TORT (INCLUDING NEGLIGENCE), STRICT LIABILITY OR OTHERWISE, AND WHETHER RELATED TO THE USE OF THE TABS PRODUCTS OR SERVICES OR OTHERWISE, EVEN IF ADVISED OF THE POSSIBILITY OF SUCH DAMAGES.



Hereby, TrackNet declares that the radio equipment for Tabs products is in compliance with Directive 2014/53/EU.



This device complies with Part 15 of the FCC Rules and RSS Standards of Industry Canada. Operation is subject to the following two conditions: (1) this device may not cause harmful interference, and (2) this device must accept any interference received, including interference that may cause undesired operation.

For the full FCC/IC Compliance Statements and EU declaration of conformity, visit [www.tabs.io/legal](https://www.tabs.io/legal)



This symbol means that according to local laws and regulations your product should be disposed of separately from household waste. When this product reaches its end of life, take it to a collection point designated by local authorities. Some collection points accept products for free. The separate collection and recycling of your product at the time of disposal will help conserve natural resources and ensure that it is recycled in a manner that protects human health and the environment.

Manufactured by Trackio GmbH  
Engelhölzlistrasse 7A, 8645 Rapperswil-Jona SG, Switzerland

© 2017 TrackNet Inc, USA and Trackio GmbH, Switzerland. All rights reserved.

TBUG100-GW1 Rev. A