


MINISO


Product Name: Ergonomic Wireless silent mouse Model: CM892W

Specifications: Wireless Mouse
Mouse: 106.22 x61.85x37.64mm
Receptor: 18.75x14.55x6.0 mm Wireless transmission frequency: 2.402~2.480GHz
Working voltage: mouse 1.5V Service
Life of button: 2000000 times Effective
using distance: 6-8m
Compatibility: Windows98/Me/2000/xp/Vista/7/8/10 , Mac/LINUX
Product Features: Fashionable model,
To operate by left or right hand, 2.4G Hz transmission,
Nano receptor, Magnet-sucked
button, The rubber scroll wheel, 1600DPI
Material: ABS plastic Aluminium scroll wheel Electric Elements
Usage: Uncover the top button and install 1 AA battery(not included)
according to the polarity shown on the mouse. Insert the receptor
and use the mouse after a few seconds following auto installation on
the computer.
Caution: Whenthe mouse malunations:
1.Check whether the battery is working as normal.
2.If the battery is working normally and the
mouse is functioning, you may re-match code.
(How to match code:
A. re-plug and re-dial the receptor.
B. press on the left and right
buttons of the mouse by the right hand while installing battery.
C. The LED indicator's flashing at the bottom of the mouse indicates
successful code matching. And then release right and left buttons.)
storage: Temperature: 0°C-40°C. Humidity: 85%-90%RH

警告/注意事項: 當滑鼠出現無功能時: 1.檢查電池是否正常工作 2.如果電池正常滑鼠仍處於正常工作狀態, 可以採取“對碼”方式重新對碼(對碼方式: 1.重新拔插接收器 2.右手同時按住滑鼠左右按鍵, 此時安裝電池 3.此時滑鼠底部LED燈閃爍, 表示對碼成功, 釋放左右按鍵)






MADE IN CHINA
 FABRIQUE EN CHINE
 صنع في الصين
 HECHO EN CHINA
 www.miniso.com



MINISO

WIRELESS MOUSE

1600 DPI & 2.4G HZ


FCC Warning

This device complies with Part 15 of the FCC Rules. Operation is subject to the following two conditions:
 (1) This device may not cause harmful interference, and (2) this device must accept any interference received, including interference that may cause undesired operation.

NOTE 1: This equipment has been tested and found to comply with the limits for a Class B digital device, pursuant to part 15 of the FCC Rules. These limits are designed to provide reasonable protection against harmful interference in a residential installation. This equipment generates, uses and can radiate radio frequency energy and, if not installed and used in accordance with the instructions, may cause harmful interference to radio communications. However, there is no guarantee that interference will not occur in a particular installation. If this equipment does cause harmful interference to radio or television reception, which can be determined by turning the equipment off and on, the user is encouraged to try to correct the interference by one or more of the following measures:
 - Reorient or relocate the receiving antenna.
 - Increase the separation between the equipment and receiver.
 - Connect the equipment into an outlet on a circuit different from that to which the receiver is connected.
 - Consult the dealer or an experienced radio/TV technician for help.

NOTE 2: Any changes or modifications to this unit not expressly approved by the party responsible for compliance could void the user's authority to operate the equipment.

The device has been evaluated to meet general RF exposure requirement. The device can be used in portable exposure condition without restriction.



正面