

COBY®

True Wireless
Rugged Speaker



Instruction Manual
CSTW-43FD



Table of Contents

Read Me	3
English	4
Introduction	4
Package Contents	4
Product Overview	5
True Wireless Pairing	5
Connecting Via Bluetooth®	6
Music Controls	6
Radio	7
Phone Calls	7
AUX, Memory Card & USB Mode	7
Specifications	8
Español	9
Introducción	9
Contenidos del paquete	9
Descripción del producto	10
Verdadero emparejamiento inalámbrico	10
Conexión a través de Bluetooth®	11
Controles de la música	11
Radio	12
Llamadas telefónicas	12
AUX, tarjeta de memoria y modo USB	13
Especificaciones	13
SUMMIT ELECTRONICS LLC ONE YEAR LIMITED	14
Contact Us	16

Read Me

Model #: CSTW-43FD (FD #2101677)

Date Code: 2020-06

1. Read these instructions.
2. Keep these instructions.
3. Heed all warnings.
4. Follow all instructions.
5. Do not use this apparatus near water.
6. Clean only with dry cloth
7. Do not block any ventilation openings. Install in accordance with the manufacturer's instructions.
8. Do not install near any heat sources such as radiators, heat registers, stoves, or other apparatus (including amplifiers) that produce heat.
9. Protect the power cord from being walked on or pinched particularly at plugs, and the point where they exit from the apparatus.
10. Only use attachments/accessories specified by the manufacturer.
11. Unplug this apparatus during lightning storms or when unused for long periods of time.
12. If repairs are necessary, please use qualified service personnel. Repairs may be necessary if the device has been damaged in any way. Such as the power-supply cord or plug being damaged, the device being exposed to rain or moisture, objects falling into the device, the device does not operate normally, or has been dropped.
13. Refer all servicing to qualified service personnel. Servicing is required when the apparatus has been damaged in any way, such as power-supply cord or plug is damaged, liquid has been spilled or objects have fallen into the apparatus, the apparatus has been exposed to rain or moisture, does not operate normally, or has been dropped.

FCC Notice to Users

FCC ID: 2AMSOCSTW-43FD

Caution: Changes or modifications not expressly approved by the Party responsible for compliance could void the user's authority to operate the equipment.

Note: This equipment has been tested and found to comply with the limits for a Class B digital device, pursuant to part 15 of the FCC Rules. These limits are designed to provide reasonable protection Against harmful interference in a residential installation. This equipment generates, uses and can radiate radio frequency energy and, if not installed and used in accordance with the instructions, may cause harmful interference to radio communications, however there is no guarantee that interference will not occur in a particular installation. If this equipment does cause harmful interference to radio or television reception, which can be determined by turning the equipment off and on, the user is encouraged to try to correct the interference by one or more of

the following measures:

- Reorient or relocate the receiving antenna.
- Increase the separation between the equipment and receiver.
- Connect the equipment into an outlet on a circuit different from that to which the receiver is connected.
- Consult the dealer or an experienced radio/TV technician for Help.

The device complies with part 15 of the FCC Rules. Operation is subject to the following two conditions: (1) this device may not cause harmful interference, and (2) this device must accept any interference received, including interference that may cause undesired operation. The Bluetooth® word mark and logos are registered trademarks owned by Bluetooth SIG, Inc. and any use of such marks by Summit Electronics LLC is under license. Other trademarks and trade names are those of their respective owner.

English

Introduction

Thank you for purchasing the CSTW-43FD. This instruction manual is intended to help you better understand and use your Bluetooth® Speaker. Terms covered in this manual will become more familiar to you as you use your speaker.

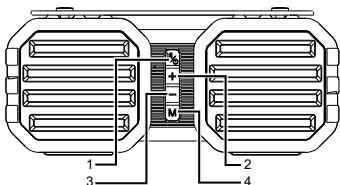
Before using this device for the first time, please fully charge the battery by plugging the provided Micro USB cable into the port of your speaker and plugging the other end into a local power source. The LED indicator will glow red to indicate that the speaker has begun charging and will turn off when the speaker is fully charged.

Package Contents

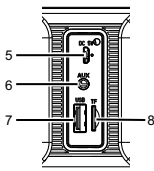
- 1 x CSTW-43FD Rugged Speaker
- 1 x Charging Cable
- 1 x User Manual

Product Overview

Front



Back



- | | |
|-----------------------------------|----------------------|
| 1. Power/Play Pause | 4. Mode |
| 2. Next Track/Increase Volume | 5. Charging Port |
| 3. Previous Track/Decrease Volume | 6. Aux Port |
| | 7. USB Input |
| | 8. Memory Card Input |

True Wireless Pairing

Your CSTW-43FD speaker supports True Wireless Pairing, meaning you may transmit music from your device to two CSTW-43FD speakers at the same time with no wires connecting the two speakers.

To pair or unpair speakers with each other press and hold the *Mode* button on either speaker. Once the speakers are connected to each other connect your Bluetooth® device as instructed in *Connecting Via Bluetooth®* on

Note: The speaker that's connected to the Bluetooth® enabled device will become the primary speaker. If the user turns off the primary speaker, both speakers will turn off.

True Wireless Pairing only works in Bluetooth® mode.

Connecting Via Bluetooth®

Open the Bluetooth® settings on a Bluetooth® enabled device (phone, tablet, laptop, etc.)

Turn on the devices Bluetooth® functionality and select when it appears. You will hear an indication tone to alert you that the device has connected successfully.

Note: On some devices you may need to scan or search for devices, please reference your devices user manual on connecting Bluetooth® devices if you are unsuccessful

Music Controls

After you connect your device to the CSTW-43FD music will be playable through your app of choice.

To pause or resume your music in Bluetooth® mode, USB Input mode, and Memory Card Input mode press the *Power/Play Pause* button.

Adjust the volume by pressing and holding the *Next Track/Increase Volume* or *Previous*

Track/Decrease Volume buttons.

Radio

To begin scanning FM radio stations press the *Play/Pause* button. When you arrive at the station you want to listen to press the *Power/Play Pause* button again to stop cycling.

To manually switch FM radio stations, press *Next Track/Increase Volume* and *Previous Track/Decrease Volume*.

Note: if reception is not good you can plug in a 3.5mm AUX cable to increase signal.

Phone Calls

To answer or hang up an ongoing phone call with your speaker press the *Power/Play Pause* button. To reject an incoming call, hold the *Power/Play Pause* button.

AUX, Memory Card & USB Mode

To connect on non-Bluetooth® enabled devices you can use an AUX cable, USB Drive, or Memory Card to play music directly on your speaker. See *Music Controls* on page 5 to make music and volume adjustments as

necessary.

Note: When an AUX cable is connected, or memory card/flash drive are inserted, your speaker will automatically unpair from any actively paired Bluetooth® device.

Specifications

Bluetooth® Version	5.0
Bluetooth® Range	33 Feet
Bluetooth® Pairing Name	CSTW-43FD
Playtime	Up to 7 Hours
Charge Time	4 Hours
Frequency Response	100Hz - 20KHz
Driver Unit Size	2.25 Inches
Impedance	4 Ω
USB & Memory Card Storage	Up to 32 GB
FM Radio	87.5 MHz - 108.0 MHz
Battery Capacity	2200mAh
Battery Type	Rechargeable Lithium-ion
Charge Voltage	5V
Output Power	5W x 2

Español

Introducción

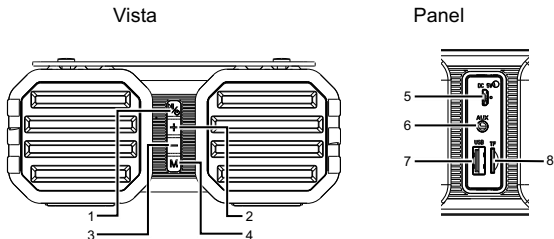
Gracias por comprar el CSTW-43FD. Este manual de instrucciones está destinado a ayudarlo a comprender y usar mejor sus altavoces Bluetooth®. Los términos cubiertos en este manual le resultarán más familiares a medida que use su altavoz.

Antes de usar este dispositivo por primera vez, cargue completamente la batería enchufando el cable Micro USB provisto en el puerto de su altavoz y conectando el otro extremo a una fuente de alimentación local. El indicador LED se iluminará en rojo para indicar que el altavoz ha comenzado a cargarse y se apagará cuando el altavoz esté completamente cargado.

Contenidos del paquete

- 1 x altavoz resistente CSTW-43FD
- 1 x cable de carga
- 1 x manual de usuario

Descripción del producto



- | | |
|---------------------------------------|----------------------------------|
| 1. Encendido / Reproducir Pausa | 4. Modo |
| 2. Siguiete pista / aumentar volumen | 5. Puerto de carga |
| 3. Pista anterior / Disminuir volumen | 6. Puerto auxiliar |
| | 7. Entrada USB |
| | 8. Entrada de tarjeta de memoria |

Verdadero emparejamiento inalámbrico

Su altavoz CSTW-43FD admite el

emparejamiento inalámbrico verdadero, lo que significa que puede transmitir música desde su dispositivo a ambos altavoces al mismo tiempo sin cables que conecten los dos altavoces.

Nota: El altavoz que está conectado al dispositivo con Bluetooth® se convertirá en el altavoz principal. Si el usuario apaga el altavoz principal, ambos altavoces se apagarán.

El emparejamiento inalámbrico verdadero solo funciona en modo

Para emparejar o desvincular altavoces entre sí, presione *Modo* botón en cualquiera de los altavoces. Una vez que los altavoces estén conectados entre sí, conecte su dispositivo Bluetooth® como se indica en *Conexión a través de Bluetooth®* sección en la página 11.

Conexión a través de Bluetooth®

Abra la configuración de Bluetooth® en un dispositivo con Bluetooth® (teléfono, tableta, computadora portátil, etc.) Encienda la funcionalidad Bluetooth del dispositivo y seleccione cuando aparezca. Escuchará un tono de indicación para avisarle que el dispositivo se ha conectado correctamente.

Controles de la música

Después de conectar su dispositivo a la

Nota: En algunos dispositivos, es posible que deba buscar dispositivos o buscar dispositivos, consulte el manual de usuario de sus dispositivos para conectar dispositivos Bluetooth® si no tiene éxito

música CSTW-43FD se reproducirá a través de la aplicación que elija.

Para pausar o reanudar su música en modo Bluetooth®, modo de entrada USB y modo de entrada de tarjeta de memoria, presione el *Encendido / Reproducir Pausa* botón.

Ajuste el volumen presionando y sosteniendo *Encendido / Reproducir Pausa*

Siguiente pista / aumentar volumen o Pista anterior / Disminuir volumen botones.

Radio

Para comenzar a buscar estaciones de radio FM, presione el botón *Encendido / Reproducir Pausa*. Cuando llegue a la estación que desea escuchar, presione el *Encendido / Reproducir Pausa* botón de nuevo para detener el ciclo.

Para cambiar manualmente las estaciones de radio FM, presione *Encendido / Reproducir Pausa Siguiente pista / aumentar volumen y Pista anterior / Disminuir volumen*.

Nota: Si la recepción no es buena, puede enchufar el cable AUX de 3,5 mm incluido para aumentar la señal.

Llamadas telefónicas

Para responder o colgar una llamada telefónica en curso con su altavoz, presione el *Encendido / Reproducir Pausa* botón. Para

rechazar una llamada entrante, mantenga presionada la tecla *Encendido / Reproducir Pausa* botón.

AUX, tarjeta de memoria y modo USB

Use el cable AUX para conectarse en dispositivos no habilitados para Bluetooth®. Conecte el otro extremo al dispositivo con Bluetooth®. Inserte una tarjeta de memoria o unidad flash USB con archivos MP3 para reproducir música directamente en su altavoz. Ver *Controles de la música* en la página 11 para hacer ajustes según sea necesario.

Nota: Cuando se conecta un cable AUX o se inserta una tarjeta de memoria/unidad flash, el altavoz se desvinculará automáticamente de cualquier dispositivo Bluetooth® emparejado activamente.

Especificaciones

Versión Bluetooth®	5.0
Alcance Bluetooth®	33 pies
Nombre de emparejamiento de Bluetooth®	CSTW-43FD
Tiempo de juego	Hasta 7 horas
Tiempo de carga	4 horas
Respuesta frecuente	100Hz - 20KHz
Tamaño de la unidad del conductor	2.25 pulgadas
Impedancia	4 Ω
Almacenamiento de USB y tarjeta de memoria	Hasta 32 GB
Radio FM	87.5 MHz - 108.0 MHz

Capacidad de la batería	2200mAh
Tipo de Batería	Recargable de iones de litio
Voltaje de carga	5V
Potencia de salida	5W x 2

SUMMIT ELECTRONICS LLC ONE YEAR LIMITED

WARRANTY SUMMIT ELECTRONICS LLC LIMITED WARRANTY ("Warranty") — For Product Categories Listed in Chart Below (as applicable, "Product") Before returning your Product for service under this Warranty, please (i) read the instruction manual carefully. If you are still having trouble with your Product, please contact Technical Support at support@summitcegroup.com

Warning: Some Products may contain components that are small enough to be swallowed. Please keep out of reach of children.

Subject to the terms and conditions herein, SUMMIT ELECTRONICS LLC (hereinafter called "SUMMIT ELECTRONICS LLC") warrants to the original purchaser of the Product ("Customer") that for the applicable Warranty Period listed below, the Product will be free from defects in material or workmanship under normal, non-commercial use ("Defects"). Warranty Period encompasses, as listed below, separate "Coverage Periods" for Parts and Labor, each Coverage Period for one year, to begin from the original date of Customer purchase. If Customer returns a defective Product (or any component thereof) during the applicable Warranty Period, SUMMITELECTRONICSLLC will, at its option, during the specified Coverage Periods for Parts and Labor (as applicable) either: (i) repair the Product (or, as applicable, any component thereof) or (ii) replace the Product (or, as applicable, any component thereof) with a new or refurbished Product (or, as applicable, any component thereof), in either case free of charge to Customer for Parts and/ or Labor (as applicable) during the specified Coverage Period only, and excluding applicable shipping charges (noted below), for which the Customer is responsible. The foregoing states the Customer's exclusive remedy and SUMMIT ELECTRONICS LLC's sole liability for breach of the limited warranty contained herein.

This Warranty specifically excludes any Product (or, as applicable, any component thereof) that has been subject to or Defects resulting from: (a) any neglect or misuse by a Customer, an accident, improper application, violation of operating instructions for the Product, any other Customer-induced damage, or the alteration or removal of any Product serial number; (b) any modification or repair to Product (or, as applicable, any component thereof) by any party other than SUMMIT ELECTRONICS LLC or a party authorized in writing by SUMMIT ELECTRONICS LLC; (c) any damage to Product (or, as applicable, any component thereof) due to power surges, incorrect electrical voltage, misconnection to any device, or malfunction of any device used with the Product (or, as applicable, any component thereof); (d) cosmetic damage to the Product (or, as applicable, any component thereof) caused by normal wear and tear; (e) shipping damage that occurs while the Product is in transit; (f) damage caused by heat sources, sunlight, electromagnetic conditions, or other climatic conditions; or (g) any acts of God. Product is sold to Customer for personal, non-commercial use only. Product is not warranted for Customer's commercial or rental use.

In addition, Product is not warranted against failure, and should not be used by Customer for any application where (i) there is a risk that any data stored on Product will be breached or otherwise compromised, or (ii) the data stored on Product is relied upon for medical or lifesaving applications. SUMMIT ELECTRONICS LLC disclaims any Warranty for any of the foregoing uses to the fullest extent permitted by law. Customer assumes any and all risks associated with such uses of Product and agrees to indemnify SUMMIT ELECTRONICS LLC for any damages claimed

against SUMMIT ELECTRONICS LLC for such uses. EXCEPT FOR EXPRESS WARRANTIES STATED ABOVE AND TO THE MAXIMUM EXTENT PERMITTED BY LAW, THE PRODUCTS ARE PROVIDED "AS IS", AND SUMMIT ELECTRONICS LLC DISCLAIMS ALL OTHER WARRANTIES, INCLUDING WITHOUT LIMITATION ANY IMPLIED WARRANTY(I) OF MERCHANTABILITY, (II) OF FITNESS FOR A PARTICULAR PURPOSE, OR (III) OF NON-INFRINGEMENT OF THIRD-PARTY RIGHTS. TO THE MAXIMUM EXTENT PERMITTED BY APPLICABLE LAW, IN NO EVENT WILL SUMMIT ELECTRONICS LLC BE LIABLE TO CUSTOMER OR ANY THIRD PARTY FOR ANY INDIRECT, SPECIAL, INCIDENTAL, CONSEQUENTIAL, EXEMPLARY OR PUNITIVE DAMAGES, INCLUDING, WITHOUT LIMITATION, ANY LOST PROFITS OR REVENUES, LOSS OR INACCURACY OF ANY DATA OR COST OF SUBSTITUTE GOODS, REGARDLESS OF THE THEORY OF LIABILITY (INCLUDING NEGLIGENCE) AND EVEN IF SUMMIT ELECTRONICS LLC HAS BEEN ADVISED OF THE POSSIBILITY OF SUCH DAMAGES, SUMMIT ELECTRONICS LLC'S AGGREGATE LIABILITY TO CUSTOMER FOR ACTUAL DIRECT DAMAGES FOR ANY CAUSE WHATSOEVER SHALL BE LIMITED TO THE CUMULATIVE PRODUCT FEES PAID BY THAT CUSTOMER FOR THE PRODUCT CAUSING THE DAMAGES, IF ANY. This Warranty gives Customer specific rights, and Customer may also have other rights that vary from jurisdiction to jurisdiction. To obtain Warranty service, Customer must email SUMMIT ELECTRONICS LLC Technical Support prior to making a Product return. Customer must include with Product return the following items (failure to enclose any of these items may result in a delay in the processing of your Warranty claim): (i) a dated sales receipt that indicates the place of purchase, model number of Product, and amount paid; (ii) a detailed description of Customer's problem with Product; (iii) Customer's full name, phone number, and return address, and; (iv) a money order made out to SUMMIT ELECTRONICS LLC Electronics Corporation to cover return shipping charges to US destinations only, for the applicable dollar amount shown for the Product in the table above. SUMMIT ELECTRONICS LLC will not make return shipments to a P.O. Box. For shipping to international addresses, actual freight will be charged to Customer. Return your Product freight-prepaid in its original packaging, or packaging that affords an equal measure of protection. Please allow 4 to 6 weeks for the processing of your claim (6 to 8 weeks from November to February).

PRODUCT CATEGORY	SHIPPING* (USD)
Adapters, Converters, Chargers, Headphones, Microphones, Cellular Accessories	\$7.99
Alarm Clocks, Portable CD Players, Radios, Corded Telephones, MP3 Players, Digital Photo Frames (screen size less than 5")	\$7.99
Portable Stereo Systems, Speaker Systems, Cordless Telephones, Home DVD Players	\$14.99
Home Theater DVD Systems, Portable DVD Players, Portable Media Players, Digital Photo Frames (screen sizes 5" to 11")	\$21.99

You must email SUMMIT ELECTRONICS LLC Technical Support prior to making a return. Please ask if you are unsure of which category your product falls under.

*US destinations only.

Contact Us

Contact us at support@summitcegroup.com for return information and customer support!

802584