

Operation Manual



Love your iOttie product?

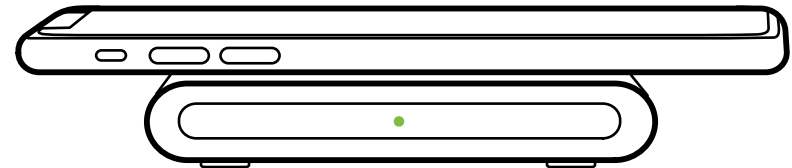
Let us know by leaving a review online, or connect with us on our social platforms.



Having issues?

Our Customer Service Team is waiting to assist you! Please reach out to us at:

cs@iottie.com



iON Wireless Mini

Fast Charging Pad

iOttie



www.iottie.com

☎ 201-580-2688 (US) ✉ cs@iottie.com

iOttie

Getting Started

Follow the detailed instructions within this manual when using the iON Wireless Mini Fast Charging Pad.

Please make sure your device is Qi Wireless compatible. Compatible devices include iPhone X, 8 Plus, 8, Samsung Galaxy S9, S9+, Note 8, S8, S8+, S7, S7 Edge, S6, S6 Edge, and any other Qi enabled devices.

Not all smartphones can receive a wireless fast charge, however they will receive a standard wireless charge. Check your phone's charging features for fast charge capabilities.

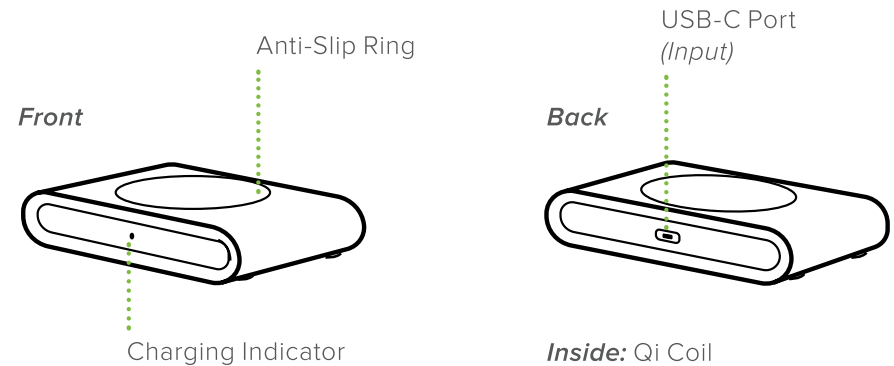
Please only use the included cable and power adapter. Third party components may impact wireless charging performance.

If using a third party charger, please only use a Qualcomm Quick Charge 3.0 or equivalent adapter.

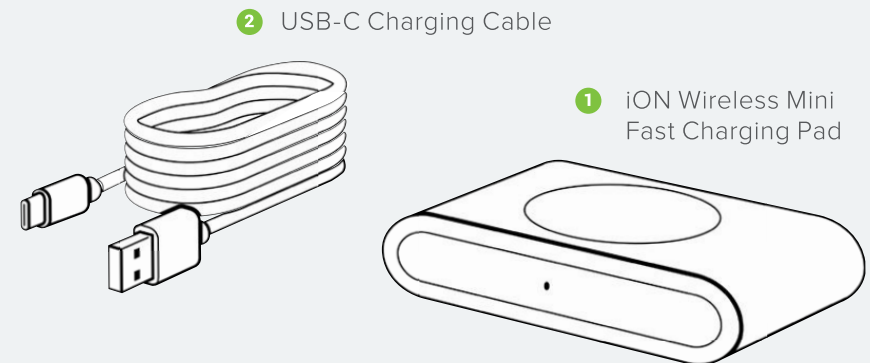
Plugging Charging Pad into a computer will not provide adequate power to support wireless fast charging. Please only plug directly into a Power Adapter.

- ❗ Please make sure your existing Power Adapter is a Qualcomm Quick Charge 3.0 or equivalent adapter.
- ❗ Please only use the included charging cable. Third party cables may impact wireless charging performance.
- ❗ iOttie is not liable for possible damages due to product misuse.

Exploring



Whats in the Box:

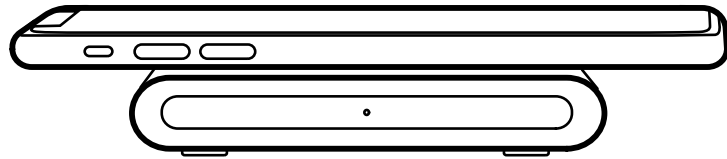


Key Features

Qi Wireless Fast Charging

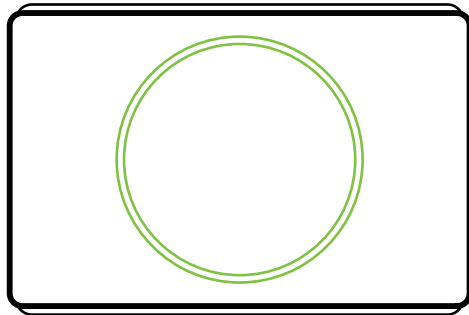
Charge smartphones faster than a standard wireless charger.

Max Wireless Charging Capacity: 7.5W iPhone, 10W Android



Slip Resistant

Charging surface features an Anti-Slip Ring to prevent smartphones from shifting while charging wirelessly.



Charging Indicator

Your device's screen will show that it is charging.

If your phone is not charging, check the Charging Indicator on the front of the device:

White Light

When powered on, a white light will appear briefly and then fade.

White light will remain on if the phone is charging properly.

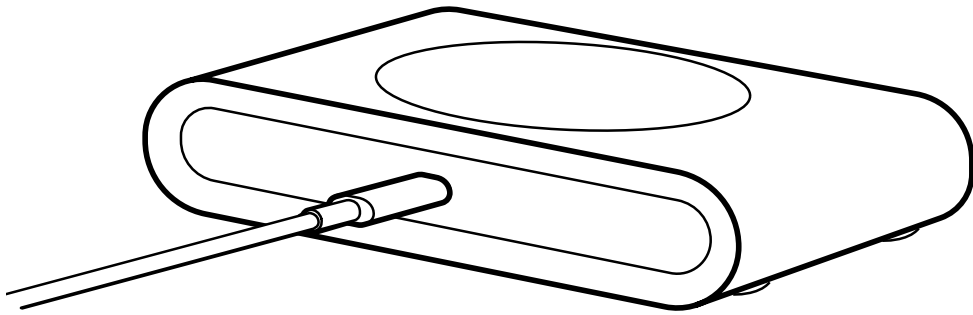
Blinking Red Light

A blinking red light will appear if phone is incompatible or Qi coil is blocked.



Preparation

- ! Please use the included cable. Using third party cables may impact wireless charging performance.



1. Plug Charging Cable into USB-C port on the back of charging pad and connect USB-A side to your Power Adapter.

Please Note: Your Power Adapter should be Qualcomm 3.0 or equivalent power output.

2. Plug your Power Adapter into an AC outlet.
The Charging Indicator will turn on and then fade to inform you the pad as received power.

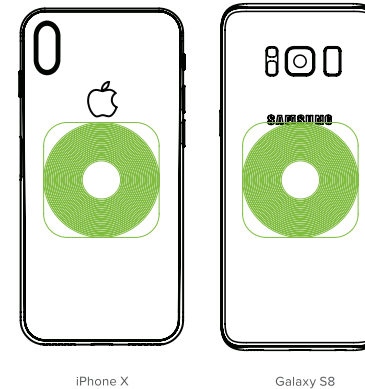
- ! Please do not plug Charging Pad into a computer, as this will not provide adequate power to support wireless fast charging.

Qi Alignment Guide

- ! Use the guide below to receive an efficient wireless fast charge

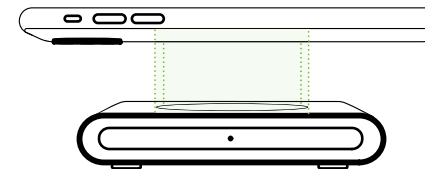
Qi Coil Location

The Qi coil is generally found in the center of most smartphone models.



Smartphone alignment

Center the back of the smartphone in the center of the Anti-Slip Ring for a fast and efficient wireless charge.



- ! Rest your smartphone on the charging surface parallel to the Charging Pad

Troubleshooting

Your device's screen will show that it is charging.

If your phone is not charging, check the Charging Indicator on the front of the device:



... **Fading White Light**

When powered on, a white light will appear briefly and then fade.

... **Solid White Light**

White light will remain on if the phone is charging wirelessly.

... **Blinking Red Light**

A blinking red light will appear if phone is incompatible or Qi coil is blocked.

! Please contact customer service at cs@iottie.com if you have any questions.

Specifications

Charging Pad

ITEM	DESCRIPTION
INPUT	5.0V 9.0V-2.0A
OUTPUT	Wireless: Max 10W
LENGTH	3.50"
WIDTH	2.56"
HEIGHT	0.75"
WEIGHT	65g

Declaration of Conformity (FCC)

NOTE: This equipment has been tested and found to comply with the limits for a wireless power charger, pursuant to Part 18 of the FCC Rules. These limits are designed to provide reasonable protection against harmful interference in a residential installation. This equipment generates, uses and can radiate radio frequency energy and, if not installed and used in accordance with the instructions, may cause harmful interference to radio communications. However, there is no guarantee that interference will not occur in a particular installation. If this equipment does cause harmful interference to radio or television reception, which can be determined by turning the equipment off and on, the user is encouraged to try to correct the interference by one or more of the following measures:

- Reorient or relocate the receiving antenna.
- Increase the separation between the equipment and receiver.
- Connect the equipment into an outlet on a circuit different from that to which the receiver is connected.
- Consult the dealer or an experienced radio/TV technician for help.

CAUTION: Changes or modifications not expressly approved by the party responsible for compliance could void the user's authority to operate the product.

This equipment complies with FCC radiation exposure limits set forth for an uncontrolled environment. This equipment should be installed and operated with minimum distance 20cm between the radiator and your body. This transmitter must not be co-located or operating in conjunction with any other antenna or transmitter.

iOttie, Inc

33 West 46th Street, 6th FL. New York, USA

Operational Warnings

- ⚠ During the charging process, the transfer of electricity gives off heat. Your device may become warm, but should not become exceedingly hot.
- ⚠ If the device gets wet, please cease charging immediately. Remove all plugs and dry the product completely. Device is only to be operated in a dry, indoor environment.
- ⚠ Please be careful of excessive drops, dents, punctures, or deformities on the device. If you are concerned, please unplug the device and contact the manufacturer.
- ⚠ Changes or modifications not expressly approved by the party responsible for compliance could void the user's authority to operate the equipment.
- ⚠ Operating this device in a hot environment or in direct sunlight for a long period of time may cause malfunctions. We recommend keeping the product in cooler temperatures.
- ⚠ Please use included components for an optimal experience. To support Qi fast charge when using a third party car charger or a USB Power Adapter use a minimum output of both "9.0V-2.0A or 12V-1.5A".
- ⚠ If your phone is misaligned when wireless charging, your device may become warm due to inefficient wireless output. It is important to always properly align your smartphone, especially when charging 2 devices via wireless and wired connection.
- ⚠ California Proposition 65
This product contains chemicals known to the state of California to cause cancer and birth defects or other reproductive harm.



CAUTION

OLD ELECTRICAL APPLIANCES MUST NOT BE DISPOSED OF TOGETHER WITH THE RESIDUAL WASTE, BUT HAVE TO BE DISPOSED OF SEPARATELY.