

Test Setup Photographs for the CPS-Gate

1. Radiated Emissions

1.1. Configuration 1: Setup for measurements below 30 MHz



Photo 1



Photo 2

Test Setup Photographs for the CPS-Gate (continued)
Radiated Emissions (continued)




Photo 3




Photo 4

Test Setup Photographs for the CPS-Gate (continued)

Radiated Emissions (continued)

1.2. Configuration 2: Setup for measurements above 30 MHz (with height scan)




Photo 5

Test Setup Photographs for the CPS-Gate (continued)

2. AC Conducted Tests



Photo 7




Photo 8