

### Instructions

Visit [www.maggylife.eu/instructions](http://www.maggylife.eu/instructions) for detailed information on how to use the Maggy device.

1. Press button 3 seconds to switch on or off
2. Click button once to snooze (no alarm for 5 minutes)
3. Hold the Maggy's close to each other and double click to friendly pair them. Resets on restart.
4. Charge for 3 hours when battery is empty.

When switching on the Maggy, a number of beeps will indicate the battery status. Every beep indicates a 20% increase in battery status. The safety distance in the Maggy is pre-configured at 1,5 meters. Environmental factors may influence distance measurement. As soon as another Maggy device enters the safety distance, both Maggy's will make a sound and vibrate.

Download app for the latest firmware update and unlock extra features and country-specific safety distance. Best used on lanyard.

Rechargeable Lithium-Ion Polymer battery inside.  
Not suitable for children under 6 years.

This device complies with Part 15 of the FCC rules. Operation is subject to the following two conditions: (1) This device may not cause harmful interference; and (2) this device must accept any interference received, including interference that may cause undesired operation.

Warning: Changes or modifications to this unit not expressly approved by the party responsible for compliance could void the users authority to operate the equipment.

NOTE: This equipment has been tested and found to comply with the limits for a Class B digital device, pursuant to part 15 of the FCC Rules. These limits are designed to provide reasonable protection against harmful interference in a residential installation. This equipment generates, uses and can radiate radio frequency energy and, if not installed and used in accordance with the instructions, may cause harmful interference to radio communications.



However, there is no guarantee that interference will not occur in a particular installation. If this equipment does cause harmful interference to radio or television reception, which can be determined by turning the equipment off and on, the user is encouraged to try to correct the interference by one or more of the following measures:


- Reorient or relocate the receiving antenna.
- Increase the separation between the equipment and receiver.
- Connect the equipment into an outlet on a circuit different from that to which the receiver is connected.
- Contact the distributor or an experienced radio/TV technician for help.

[www.maggylife.eu](http://www.maggylife.eu)

MAGGY BV  
Satenrozen 10, 2550 Kontich  
Belgium

contact@maggylife.eu

  
5 419980 071200 >