
















PANTONE cool gray 11c  
56mm

94mm

<p>Mi Sports Bluetooth Earphones mini User Manual Read the manual carefully before use, and refer it for future reference.</p> 	<p><b>Getting started</b></p> <p><b>A. Select and install ear tip</b></p>  <p><b>B. Turn on</b></p>  <p><b>Volume</b> <b>Multifunction</b> <b>Microphone</b> <b>Microphone mute</b> <b>Touch light</b> <b>Control</b></p> <p>Medium ear tips suit most people, try them before you decide to switch to a different size.</p>	<p><b>D. Find your fit</b></p>  <p>Put the earbuds over the back of your ear and insert the earphone into the ear canal. Adjust by testing into position if they fit right.</p>  <p>Move the microphone closer to your mouth for better sound during phone conversations.</p>	<p><b>C. Pair with the phone</b></p>  <p>The earphones are ready to be paired when you use them for the first time. To pair again, press and hold touch light until the light turns white and starts blinking.</p>  <p>Find "Mi Sports Bluetooth Earphones mini" among the devices on your phone and connect.</p>	<p><b>Charging</b></p>  <p>When the green to blue, the light will turn red and start blinking. You'll hear a notification sound as well.</p> <p><b>Factory reset</b></p>  <p>Press and hold touch light for 10 seconds.</p> <p>When the earphones are charging, press and hold the multifunction button until the light starts blinking (blinking alternates).</p>	<p><b>Features</b></p> <p><b>Adjustable cable</b> Press the multifunction button once when the light turns white and starts flashing.</p>  <p><b>Reject calls</b> Press and hold the multifunction button when the light turns white and starts flashing.</p>  <p><b>Radical fast charging number</b> Double press the multifunction button in standby mode. Note: This feature might work differently with some carriers.</p>  <p><b>Mute</b> Double press the multifunction button during the conversation.</p> 
<p><b>Connect 2 phones</b></p> <ol style="list-style-type: none"> <li>1. Connect to the first phone and turn off the earphones.</li> <li>2. Press and hold the touch light and the light turns white and starts blinking. Find "Mi Sports Bluetooth Earphones mini" among the devices on the second phone and connect.</li> </ol>  <p>Second phone</p>  <p>First phone</p>	<p><b>Accept calls from 2 phones and switch between conversations</b></p> <p>When you receive a call on the second phone while in conversation on the first phone, double press the multifunction button to put the first call on hold and switch to the second one. Double press the multifunction button every time you want to switch between calls.</p> <p><b>Switch between earphones and receiver</b></p> <p>Press and hold the multifunction button for 1 second during a call to switch between the earphones and your phone's receiver.</p> <p><b>Play/Pause</b></p> <p>Press the multifunction button while in standby mode to play music, press again to pause.</p> <p><b>Voice assistant</b></p> <p>Press and hold the multifunction button for 1 second to trigger your phone's voice assistant for example, Siri.</p>	<p><b>Product features</b></p> <ul style="list-style-type: none"> <li>Bluetooth 4.1 is compatible with most phones and tablets</li> <li>CSR Bluetooth chip</li> <li>Earbuds optimized for workouts</li> <li>aptX audio technology</li> </ul> <p><b>Specifications</b></p> <p>Product name: Mi Sports Bluetooth Earphones mini Model: V20LYEJ02LM Size: 46x24x20mm Charging time: 2h Standby time: 200h Bluetooth version: 4.1 Battery type: Li-ion-sea polymer Weight: 14.5g Covering range: 10m Maximum playback time: 5h Battery capacity: 50mAh Bluetooth protocol: HFP/HSP/HSP/AVRCP</p>	<p><b>Precautions</b></p> <ol style="list-style-type: none"> <li>1. Please read the user manual before using, and keep it for your future reference.</li> <li>2. Avoid sun to fully charge the product on its first use.</li> <li>3. Charge the product when left unused for over 7 weeks.</li> <li>4. Use only certified chargers supplied by qualified manufacturers.</li> <li>5. If your device cannot locate Mi Bluetooth headset Base, please check if the headset is in pairing mode. The headset will turn off if it has not pair for a long time. Repeat your phone or the headset, or factory reset the headset, to resolve any program errors occur.</li> </ol> <p><b>Warnings</b></p> <ol style="list-style-type: none"> <li>1. Do not disassemble or configure the product in case of fire. Electric discharges may damage the product completely.</li> <li>2. Do not expose the product to environments where temperature is extreme (lower than 0°C or higher than 45°C).</li> <li>3. Keep the LED indicator away from the eyes of children or animals.</li> <li>4. Do not use the product during thunderstorms. Thunderstorm may cause the headset to be damaged and result in an increased risk of electric shock.</li> <li>5. Do not wipe the product with oil and other abrasive liquid.</li> <li>6. Keep away from water or other liquid.</li> </ol>	<p><b>Federal Communications Commission Declaration of Conformity</b></p> <p>This device complies with Part 15 of the FCC Rules. Operation is subject to the following two conditions:</p> <ol style="list-style-type: none"> <li>1. This device may not cause harmful interference, and</li> <li>2. This device must accept any interference received, including interference that may cause unintended operation.</li> </ol> <p><b>Regulatory Notice for Users in USA</b> This device is granted with Industry FCC ID by Federal Communications Commission (FCC)</p> <p><b>REGULATORY CERTIFICATION</b></p> <p><b>WARNING:</b> This product contains a chemical hazard to the skin of children to cause cancer or other reproductive harm.</p> <p>Contact customer service to learn more Online support: <a href="http://www.mi.com/mi">www.mi.com/mi</a> Procter, Xiamen Communications Co., Ltd. Manufacturer: Dongguan Luosheng Electronics Co., Ltd. (Mi Equipment Company) Address: Guangming Province, Dongguan City, South District, Guosheng Technology Park North Area, Building B, Floor 5, China</p>	<p><b>FCC Statement</b></p> <p>The equipment has been tested and found to comply with the limits of a Class B digital device pursuant to Part 15 of the FCC Rules. These limits are designed to provide reasonable protection against harmful interference in a residential installation. The equipment generates noise and can radiate radio frequency energy and if not installed and used in accordance with the instructions, may cause harmful interference to radio communications. However, this does not guarantee the interference will not occur in a particular installation. If the equipment does cause harmful interference to a radio or television reception, which can be determined by turning the equipment off and on, the user is encouraged to try to correct the interference by one or more of the following measures:</p> <ul style="list-style-type: none"> <li>• Reorient or relocate the receiving antenna.</li> <li>• Increase the separation between the equipment and receiver.</li> <li>• Connect the equipment into an outlet on a circuit different from that to which the receiver is connected.</li> <li>• Consult the dealer or an experienced radio/TV technician for help.</li> </ul> <p>This device complies with part 15 of the FCC Rules. Operation is subject to the following two conditions:</p> <ol style="list-style-type: none"> <li>(1) This device may not cause harmful interference, and (2) this device must accept any interference received, including interference that may cause unintended operation.</li> </ol> <p>Changes or modifications not expressly approved by the party responsible for compliance could void the user's authority to operate the equipment.</p> <p>Go to <a href="http://www.mi.com">www.mi.com</a> to learn more</p>

保修卡

<p>Mi Sports Bluetooth Earphones mini XIAMEN TERAS &amp; POLICES</p> 	<p>By using Mi Sports Bluetooth Earphones mini you agree to be bound by the terms and conditions set forth at <a href="http://www.mi.com/mi/about/agreement">www.mi.com/mi/about/agreement</a>, which include, but are not limited to, the following: user agreements, community rules, trademarks, user agreements, community rules, trademarks. Each Mi Sports Bluetooth Earphones mini comes with a one-year limited warranty.</p> <p>Details are available at <a href="http://www.mi.com/mi/support/">http://www.mi.com/mi/support/</a>.</p> <p>Model: V20LYEJ02LM Copyright © 2017 Xiaomi Inc. All rights reserved.</p>
--	--