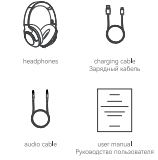


**HAYLOU S35 ANC**  
Over-ear Headphones


User Manual  
Руководство по использованию

### 01 Package List | Комплектация



headphones  
charging cable  
audio cable  
user manual

### 02 Button Functions | Функции кнопок



Volume button  
MFB  
ANC button  
Charging indicator  
3.5mm headphone jack

Button function	Operation
Power on/off	Press and hold the MFB for 5s
Play/Pause	Click the MFB
Next track	Click the MFB
Previous track	Click the MFB
Volume up	Click the MFB
Volume down	Click the MFB
ANC on/off	Click the ANC button
ANC on/off	Click the ANC button

Touch control function	Operation
Temporary stop music	Press and hold the touch pad to turn off
Search music	Click the touch pad
Activate voice assistant	Click the touch pad

### 03 Headphone settings

Turn on the headphones. Press and hold the MFB for more than 5s until the indicator changes (The white light stays on for 2s when turning on, the light stays on for 1s when turning off).

**Headset pairing**

- When there is no device pairing record, the headphones will automatically enter pairing mode. There is no connection after pairing is successful for the first time.
- When there is a pairing record, the headphones will automatically enter pairing mode. There is no connection after pairing is successful for the first time.
- When there is a pairing record, the headphones will automatically enter pairing mode. There is no connection after pairing is successful for the first time.

**Headset connection**

Turn on the headphones. Press and hold the MFB and ANC button for more than 5s. The white light stays on for 2s.

**Reset factory settings**

Press and hold the MFB and ANC button for more than 5s. The white light stays on for 2s.

### 05 Headphone basic parameters

Product name: Haylou S35 ANC Over-ear headphones  
Product model: Haylou S35 ANC  
Communication range: 10 meters (open environment without obstacles)  
Battery capacity: 400mAh  
Battery capacity: about 2.5h  
Supports: Bluetooth 5.3, AAC, SBC, LDAC  
Frequency range: about 20-20k Hz (AAC, SBC)  
Headset connection: Bluetooth 5.3  
Manual language: Chinese, English, Russian

### 06 Cautions

**Warning**

- Do not disassemble, repair or modify this product for any reason, as this may affect the safety and performance of the product.
- Do not use the product in environments where the temperature is too high or too low.
- Keep the product away from fire, heat, and moisture.
- Do not use this product during thunderstorms. Thunderstorms may cause the product to malfunction and increase the risk of electric shock.
- Do not use the product near the headphones or their case with a metal mesh.
- Do not use the product near the headphones or their case with a metal mesh.
- Do not use the product near the headphones or their case with a metal mesh.
- Do not use the product near the headphones or their case with a metal mesh.

**Note**

- Read the user manual carefully before using the product and its accessories.
- When using the product, please do not use it near water.
- When using the product, please do not use it near water.
- When using the product, please do not use it near water.
- When using the product, please do not use it near water.
- When using the product, please do not use it near water.
- When using the product, please do not use it near water.
- When using the product, please do not use it near water.

**Do not use**

- Do not use headphones for a long time to prevent hearing loss.
- Do not use headphones in noisy environments or at high volume levels to avoid hearing damage.
- Do not use headphones in noisy environments or at high volume levels to avoid hearing damage.

**Do not use**

- Do not use headphones for a long time to prevent hearing loss.
- Do not use headphones in noisy environments or at high volume levels to avoid hearing damage.
- Do not use headphones in noisy environments or at high volume levels to avoid hearing damage.

### 07 Warranty Card

Warranty Period: 12 months after you purchase this item. For you may require your receipt for this item.

**Free Service**

Supporting any defects caused by quality problems within the warranty period. Please take the warranty card and purchase receipt to your distributor for free exchange service.

Customer Name	Date of Purchase

Free exchange service: Direct to authorized service center. Exchange is subject to unauthorised disassembly.



- Damage caused by unauthorised disassembly.
- Damage caused by natural disasters (fire, flood, lightning, etc.).
- Damage by act of God. Supporting your item within any damages or shortcomings, the above items must be returned to us or your distributor for free repair.

### 04 Dual-device connection

Haylou S35 ANC can connect to two devices at the same time to enable dual-device connection. This function is disabled by default.

- Turn on the headphones and press and hold the MFB for more than 5s.
- After the headphones are paired with the first device, press and hold the MFB for more than 5s to enter pairing mode.
- Press and hold the MFB for more than 5s to connect to the second device.

Manufacturer: Dongguan Leisheng Electronics Co., Ltd.  
Address: Room 403, 4th Floor, Building 1, No. 56, Hengfa Road, Hengfeng Town, Dongguan City, Guangdong, China  
Web: www.haylou.com

Haylou.com APP