

TEST REPORT

Product Name : HAYLOU Watch R8
Brand Mark : Haylou
Model No. : HAYLOU Watch R8
FCC ID : 2AMQ6-R8
Report Number : BLA-EMC-202311-A4303
Date of Sample Receipt : 2023/11/15
Date of Test : 2023/11/16 to 2023/12/7
Date of Issue : 2023/12/11
Test Standard : 47 CFR Part 15, Subpart C 15.247
Test Result : Pass

Prepared for:

Dongguan Liesheng Electronic Co., Ltd.
Room 401-410, Building 1, No.86 Hongtu Road, Nancheng District,
Dongguan City, Guangdong, China

Prepared by:

BlueAsia of Technical Services(Shenzhen) Co.,Ltd.
Building C, No. 107, Shihuan Road, Shiyuan Sub-District, Baoan District,
Shenzhen, Guangdong Province, China
TEL: +86-755-23059481

Compiled by:

charlie

Review by:

Sueels

Approved by:

Blue Zheng

Date:

2023/12/11



REPORT REVISE RECORD

Version No.	Date	Description
00	2023/12/11	Original

BlueAsia

TABLE OF CONTENTS

1 TEST SUMMARY	6
2 GENERAL INFORMATION	7
3 GENERAL DESCRIPTION OF E.U.T.	7
4 OPERATION FREQUENCY EACH OF CHANNEL	8
5 TEST ENVIRONMENT	10
6 TEST MODE	10
7 MEASUREMENT UNCERTAINTY	10
8 DESCRIPTION OF SUPPORT UNIT	11
9 LABORATORY LOCATION	11
10 TEST INSTRUMENTS LIST	12
11 DWELL TIME	16
11.1 LIMITS	16
11.2 BLOCK DIAGRAM OF TEST SETUP	16
11.3 TEST DATA	17
12 HOPPING CHANNEL NUMBER	18
12.1 LIMITS	18
12.2 BLOCK DIAGRAM OF TEST SETUP	18
12.3 TEST DATA	18
13 CARRIER FREQUENCIES SEPARATION	19
13.1 LIMITS	19
13.2 BLOCK DIAGRAM OF TEST SETUP	19
13.3 TEST DATA	19
14 20DB BANDWIDTH	20
14.1 BLOCK DIAGRAM OF TEST SETUP	20
14.2 TEST DATA	20
15 CONDUCTED PEAK OUTPUT POWER	21
15.1 LIMITS	21
15.2 BLOCK DIAGRAM OF TEST SETUP	21
15.3 TEST DATA	22

16 CONDUCTED EMISSIONS AT AC POWER LINE (150KHZ-30MHZ)	23
16.1 LIMITS	23
16.2 BLOCK DIAGRAM OF TEST SETUP	23
16.3 PROCEDURE	23
16.4 TEST DATA	25
17 RADIATED SPURIOUS EMISSIONS	27
17.1 LIMITS	27
17.2 BLOCK DIAGRAM OF TEST SETUP	28
17.3 PROCEDURE	28
17.4 TEST DATA	30
18 RADIATED EMISSIONS WHICH FALL IN THE RESTRICTED BANDS	38
18.1 LIMITS	38
18.2 BLOCK DIAGRAM OF TEST SETUP	39
18.3 PROCEDURE	39
18.4 TEST DATA	41
19 ANTENNA REQUIREMENT	45
19.1 CONCLUSION	45
20 CONDUCTED SPURIOUS EMISSIONS	46
20.1 LIMITS	46
20.2 BLOCK DIAGRAM OF TEST SETUP	47
20.3 TEST DATA	47
21 CONDUCTED BAND EDGES MEASUREMENT	48
21.1 LIMITS	48
21.2 BLOCK DIAGRAM OF TEST SETUP	49
21.3 TEST DATA	49
22 APPENDIX	50
22.1 MAXIMUM CONDUCTED OUTPUT POWER	50
22.2 -20dB BANDWIDTH	55
22.3 OCCUPIED CHANNEL BANDWIDTH	60
22.4 BAND EDGE	65
22.5 BAND EDGE(HOPPING)	72
22.6 CONDUCTED RF SPURIOUS EMISSION	79
22.7 CARRIER FREQUENCIES SEPARATION	89

22.8 NUMBER OF HOPPING CHANNEL	91
22.9 DWELL TIME	93
APPENDIX A: PHOTOGRAPHS OF TEST SETUP	101
APPENDIX B: PHOTOGRAPHS OF EUT	103

BlueAsia

1 TEST SUMMARY

Test item	Test Requirement	Test Method	Class/Severity	Result
Dwell Time	47 CFR Part 15, Subpart C 15.247	ANSI C63.10 (2013) Section 7.8.4	47 CFR Part 15, Subpart C 15.247a(1)(iii)	Pass
Hopping Channel Number	47 CFR Part 15, Subpart C 15.247	ANSI C63.10 (2013) Section 7.8.3	47 CFR Part 15, Subpart C 15.247a(1)(iii)	Pass
Carrier Frequencies Separation	47 CFR Part 15, Subpart C 15.247	ANSI C63.10 (2013) Section 7.8.2	47 CFR Part 15, Subpart C 15.247a(1)	Pass
20dB Bandwidth	47 CFR Part 15, Subpart C 15.247	ANSI C63.10 (2013) Section 7.8.7	47 CFR Part 15, Subpart C 15.247(a)(1)	Pass
Conducted Peak Output Power	47 CFR Part 15, Subpart C 15.247	ANSI C63.10 (2013) Section 7.8.5	47 CFR Part 15, Subpart C 15.247(b)(3)	Pass
Conducted Emissions at AC Power Line (150kHz-30MHz)	47 CFR Part 15, Subpart C 15.247	ANSI C63.10 (2013) Section 6.2	47 CFR Part 15, Subpart C 15.207	Pass
Radiated Spurious Emissions	47 CFR Part 15, Subpart C 15.247	ANSI C63.10 (2013) Section 6.4,6.5,6.6	47 CFR Part 15, Subpart C 15.209 & 15.247(d)	Pass
Radiated Emissions which fall in the restricted bands	47 CFR Part 15, Subpart C 15.247	ANSI C63.10 (2013) Section 6.10.5	47 CFR Part 15, Subpart C 15.209 & 15.247(d)	Pass
Antenna Requirement	47 CFR Part 15, Subpart C 15.247	N/A	47 CFR Part 15, Subpart C 15.203 & 15.247(c)	Pass
Conducted Spurious Emissions	47 CFR Part 15, Subpart C 15.247	ANSI C63.10 (2013) Section 7.8.6 & Section 11.11	47 CFR Part 15, Subpart C 15.247(d)	Pass
Conducted Band Edges Measurement	47 CFR Part 15, Subpart C 15.247	ANSI C63.10 (2013) Section 7.8.8 & Section 11.13.3.2	47 CFR Part 15, Subpart C 15.247(d)	Pass

2 GENERAL INFORMATION

Applicant	Dongguan Liesheng Electronic Co., Ltd.
Address	Room 401-410, Building 1, No.86 Hongtu Road, Nancheng District,Dongguan City, Guangdong, China
Manufacturer	Dongguan Liesheng Electronic Co., Ltd.
Address	Room 401-410, Building 1, No.86 Hongtu Road, Nancheng District,Dongguan City, Guangdong, China
Factory	Dongguan Liesheng Electronic Co., Ltd.
Address	Room 401-410, Building 1, No.86 Hongtu Road, Nancheng District,Dongguan City, Guangdong, China
Product Name	HAYLOU Watch R8
Test Model No.	HAYLOU Watch R8

3 GENERAL DESCRIPTION OF E.U.T.

Hardware Version	JL13-MB-V11
Software Version	N/A
Engineer sample no:	BLA-EMC-202311-A43
Operation Frequency:	2402MHz-2480MHz
Modulation Type:	GFSK, pi/4DQPSK, 8DPSK
Channel Spacing:	1MHz
Number of Channels:	79
Antenna Type:	Internal Antenna
Antenna Gain:	-2.1dBi(Provided by the customer)

4 OPERATION FREQUENCY EACH OF CHANNEL

BT:

Operation Frequency each of channel							
Channel	Frequency	Channel	Frequency	Channel	Frequency	Channel	Frequency
1	2402MHz	21	2422MHz	41	2442MHz	61	2462MHz
2	2403MHz	22	2423MHz	42	2443MHz	62	2463MHz
3	2404MHz	23	2424MHz	43	2444MHz	63	2464MHz
4	2405MHz	24	2425MHz	44	2445MHz	64	2465MHz
5	2406MHz	25	2426MHz	45	2446MHz	65	2466MHz
6	2407MHz	26	2427MHz	46	2447MHz	66	2467MHz
7	2408MHz	27	2428MHz	47	2448MHz	67	2468MHz
8	2409MHz	28	2429MHz	48	2449MHz	68	2469MHz
9	2410MHz	29	2430MHz	49	2450MHz	69	2470MHz
10	2411MHz	30	2431MHz	50	2451MHz	70	2471MHz
11	2412MHz	31	2432MHz	51	2452MHz	71	2472MHz
12	2413MHz	32	2433MHz	52	2453MHz	72	2473MHz
13	2414MHz	33	2434MHz	53	2454MHz	73	2474MHz
14	2415MHz	34	2435MHz	54	2455MHz	74	2475MHz
15	2416MHz	35	2436MHz	55	2456MHz	75	2476MHz
16	2417MHz	36	2437MHz	56	2457MHz	76	2477MHz
17	2418MHz	37	2438MHz	57	2458MHz	77	2478MHz
18	2419MHz	38	2439MHz	58	2459MHz	78	2479MHz
19	2420MHz	39	2440MHz	59	2460MHz	79	2480MHz
20	2421MHz	40	2441MHz	60	2461MHz		

Note:

In section 15.31(m), regards to the operating frequency range over 10 MHz, the Lowest frequency, the middle frequency, and the highest frequency of channel were selected to perform the test, and the selected channel see below:

Channel	Frequency
The lowest channel	2402MHz

The middle channel	2441MHz
The Highest channel	2480MHz

BlueAsia

5 TEST ENVIRONMENT

Environment	Temperature	Voltage
Normal	25°C	3.7Vdc

6 TEST MODE

TEST MODE	TEST MODE DESCRIPTION
TX	Keep the EUT in continuously transmitting mode with modulation. (hopping and non hopping mode all have been tested, non hopping mode is worse case for RE)
Remark: Full battery is used during all test except ac conducted emission, DH1,DH3, DH5 all have been tested, during the test, GFSK, pi/4DQPSK, 8DPSK, modulation were all pre-scanned Only the GFSK of the worst mode would be recorded in this report.	

7 MEASUREMENT UNCERTAINTY

Parameter	Expanded Uncertainty (Confidence of 95%)
Occupied Channel Bandwidth	±5 %
RF output power, conducted	±1.5 dB
Power Spectral Density, conducted	±3.0 dB
Unwanted Emissions, conducted	±3.0 dB
Temperature	±3 °C
Supply voltages	±3 %
Time	±5 %
Radiated Emission(9kHz-30MHz)	±4.34dB
AC Power Line Conducted Emission(150kHz-30MHz)	±3.45dB
Unwanted Radiated Emission (30MHz ~ 1000MHz)	±4.35 dB
Unwanted Radiated Emission (1GHz ~ 18GHz)	±4.44 dB

8 DESCRIPTION OF SUPPORT UNIT

Device Type	Manufacturer	Model Name	Serial No.	Remark
AC Adapter	UGREEN	CD112	N/A	From lab
PC	lenovo	E460C	N/A	From lab (No.BLA-ZC-BS-2022005)

9 LABORATORY LOCATION

All tests were performed at:

BlueAsia of Technical Services(Shenzhen) Co., Ltd.

Building C, No. 107, Shihuan Road, Shiyuan Sub-District, Baoan District, Shenzhen, Guangdong Province, China

Telephone: TEL: +86-755-28682673 FAX: +86-755-28682673

No tests were sub-contracted.

10 TEST INSTRUMENTS LIST

Test Equipment Of Radiated Spurious Emissions					
Equipment	Manufacturer	Model	S/N	Cal.Date	Cal.Due
Chamber 1	SKET	966	N/A	2023/11/16	2026/11/15
Chamber 2	SKET	966	N/A	2021/07/20	2024/7/19
Spectrum	R&S	FSP40	100817	2023/08/30	2024/08/29
Receiver	R&S	ESR7	101199	2023/08/30	2024/08/29
Receiver	R&S	ESPI7	101477	2023/07/07	2024/07/06
broadband Antenna	Schwarzbeck	VULB9168	00836 P:00227	2022/10/12	2025/10/11
Horn Antenna	Schwarzbeck	BBHA9120D	01892 P:00331	2022/09/13	2025/09/12
Horn Antenna	Schwarzbeck	BBHA 9170	1106	2022/04/24	2024/04/23
Amplifier	SKET	LNPA_30M01G-30	SK2021060801	2023/07/07	2024/07/06
Amplifier	SKET	PA-000318G-45	N/A	2023/08/30	2024/08/29
Amplifier	SKET	LNPA_18G40G-50	SK2022071301	2023/07/14	2024/07/13
Filter group	SKET	2.4G/5G Filter group r	N/A	2023/07/07	2024/07/06
EMI software	EZ	EZ-EMC	EEMC-3A1	N/A	N/A
Loop antenna	SCHNARZBECK	FMZB1519B	00102	2022/09/14	2025/09/13
1kHz calibration audio source	SKET	MCS-ABT-C35	N/A	2023/09/04	2024/09/03
Free Field Microphone	SKET	MGS MP 663	0414	2023/09/04	2024/09/03
Audio shielding box	SKET	SB-ABT-C35	N/A	2023/03/30	2024/03/29
Controller	SKET	N/A	N/A	N/A	N/A
Coaxial Cable	BlueAsia	BLA-XC-02	N/A	N/A	N/A

Coaxial Cable	BlueAsia	BLA-XC-03	N/A	N/A	N/A
Coaxial Cable	BlueAsia	BLA-XC-01	N/A	N/A	N/A
Signal Generator DTV	ECREDIX	DSG-1000	N/A	N/A	N/A

BlueAsia

Test Equipment Of Conducted Emissions at AC Power Line (150kHz-30MHz)					
Equipment	Manufacturer	Model	S/N	Cal.Date	Cal.Due
Shield room	SKET	833	N/A	2023/11/16	2025/11/15
Receiver	R&S	ESPI3	101082	2023/08/30	2024/08/29
LISN	R&S	ENV216	3560.6550.15	2023/08/30	2024/08/29
LISN	AT	AT166-2	AKK1806000003	2023/08/30	2024/08/29
ISN	TESEQ	ISNT8-cat6	53580	2023/08/30	2024/08/29
Single-channel vehicle artificial power network	Schwarzbeck	NNBM 8124	01045	2023/07/07	2024/07/06
Single-channel vehicle artificial power network	Schwarzbeck	NNBM 8124	01075	2023/07/07	2024/07/06
EMI software	EZ	EZ-EMC	EEMC-3A1	N/A	N/A

Test Equipment Of RF Conducted Test					
Equipment	Manufacturer	Model	S/N	Cal.Date	Cal.Due
Spectrum	R&S	FSP40	100817	2023/08/30	2024/08/29
Spectrum	Agilent	N9020A	MY49100060	2023/08/30	2024/08/29
Spectrum	Agilent	N9020A	MY54420161	2023/08/30	2024/08/29
Signal Generator	Agilent	N5182A	MY47420955	2023/08/30	2024/08/29
Signal Generator	Agilent	N5181A	MY46240904	2023/07/07	2024/07/06
Signal Generator	R&S	CMW500	132429	2023/08/30	2024/08/29
BluetoothTester	Anritsu	MT8852B	06262047872	2023/08/30	2024/08/29
Power probe	DARE	RPR3006W	14I00889SN042	2023/09/01	2024/08/31
Power detection box	CDKMV	MW100-PSB	MW201020JYT	2023/07/07	2024/07/06
DCPowersupply	zhaoxin	KXN-305D	20K305D1221363	2023/08/30	2024/08/29
DCPowersupply	zhaoxin	RXN-1505D	19R1505D050168	2023/08/30	2024/08/29

2.4GHz/5GHz RF Test software	MTS	MTS 8310	Version 2.0.0.0	N/A	N/A
Audio Analyzer	Audio Precision	ATS-1	ATS141094	2023/07/07	2024/07/06

BlueAsia

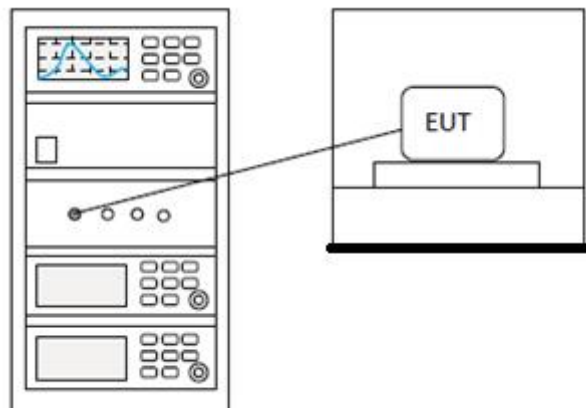
11 DWELL TIME

Test Standard	47 CFR Part 15, Subpart C 15.247
Test Method	ANSI C63.10 (2013) Section 7.8.4
Test Mode (Pre-Scan)	TX
Test Mode (Final Test)	TX
Tester	Charlie
Temperature	25°C
Humidity	60%

11.1 LIMITS

Frequency(MHz)	Limit
902-928	0.4S within a 20S period(20dB bandwidth<250kHz)
	0.4S within a 10S period(20dB bandwidth≥250kHz)
2400-2483.5	0.4S within a period of 0.4S multiplied by the number of hopping channels
5725-5850	0.4S within a 30S period

11.2 BLOCK DIAGRAM OF TEST SETUP



11.3 TEST DATA

Pass: Please Refer To Appendix: Appendix1 For Details

BlueAsia

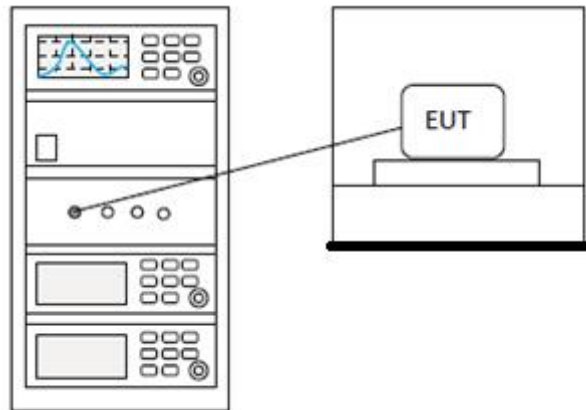
12 HOPPING CHANNEL NUMBER

Test Standard	47 CFR Part 15, Subpart C 15.247
Test Method	ANSI C63.10 (2013) Section 7.8.3
Test Mode (Pre-Scan)	TX
Test Mode (Final Test)	TX
Tester	Charlie
Temperature	25°C
Humidity	60%

12.1 LIMITS

Frequency range(MHz)	Number of hopping channels (minimum)
902-928	50 for 20dB bandwidth <250kHz
	25 for 20dB bandwidth ≥250kHz
2400-2483.5	15
5725-5850	75

12.2 BLOCK DIAGRAM OF TEST SETUP



12.3 TEST DATA

Pass: Please Refer To Appendix: Appendix1 For Details

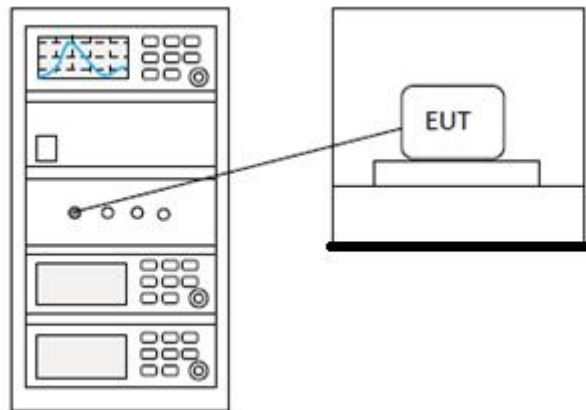
13 CARRIER FREQUENCIES SEPARATION

Test Standard	47 CFR Part 15, Subpart C 15.247
Test Method	ANSI C63.10 (2013) Section 7.8.2
Test Mode (Pre-Scan)	TX
Test Mode (Final Test)	TX
Tester	Charlie
Temperature	25°C
Humidity	60%

13.1 LIMITS

Limit:	2/3 of the 20dB bandwidth base on the transmission power is less than 0.125W
---------------	--

13.2 BLOCK DIAGRAM OF TEST SETUP



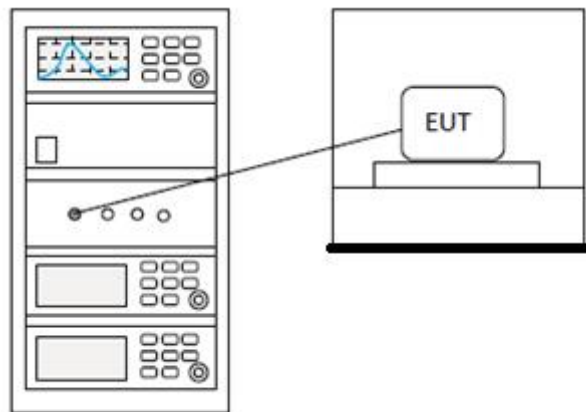
13.3 TEST DATA

Pass: Please Refer To Appendix: Appendix1 For Details

14 20DB BANDWIDTH

Test Standard	47 CFR Part 15, Subpart C 15.247
Test Method	ANSI C63.10 (2013) Section 7.8.7
Test Mode (Pre-Scan)	TX
Test Mode (Final Test)	TX
Tester	Charlie
Temperature	25°C
Humidity	60%

14.1 BLOCK DIAGRAM OF TEST SETUP



14.2 TEST DATA

Pass: Please Refer To Appendix: Appendix1 For Details