



H A Y L O U

HAYLOU RS4 Plus

Smart watch

Haylou-LS11-551

User Manual

사용 안내

Bedienungsanleitung

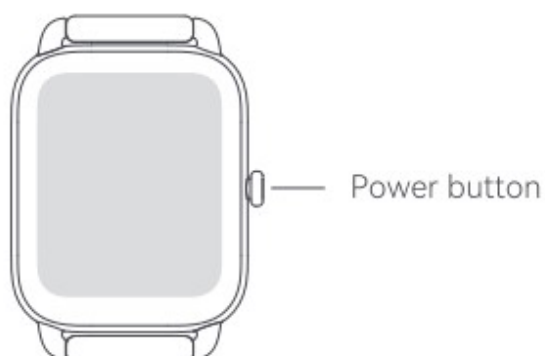
Guida per l'utente

取扱説明書

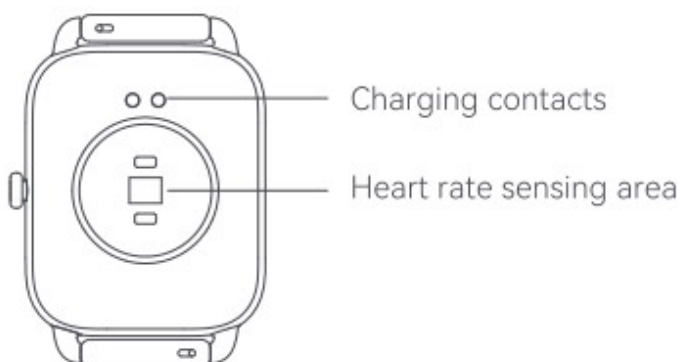
Guia do usuário

Guía Del Usuario

01 Appearance and package list



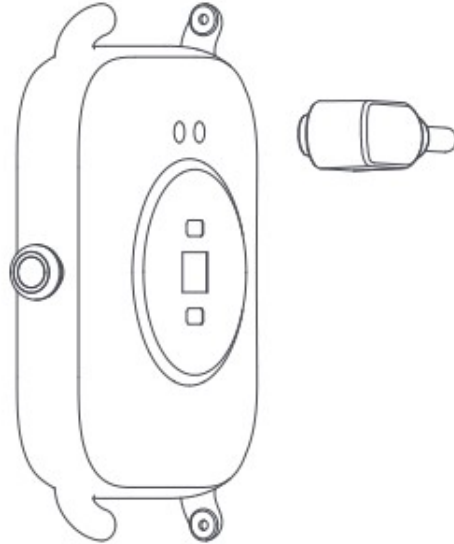
Long press to turn on when off, long press to turn off when on.
Locked screen state, short press to wake the screen.
Bright screen state (main dial interface), short press to lock the screen.



- ❗ You can wear it with no worry as the watch is made of healthy materials that have undergone strict allergy testing. Due to individual skin difference, if you feel skin discomfort when wearing, please stop wearing and consult a doctor.

Package list: Watch x 1, Charging cable x 1, User manual x 1

Align and fit the charging contacts on back of the watch to the metal contacts of the charging head, wait for the watch screen to display charging power indicator.



Precautions:

1. Please use the charging cable in the package, and dry the charging contacts before charging.
2. Connect the charging cable to a standard USB charger purchased through regular channels, and a power adapter that has obtained CCC certification and meets the standard requirements.
3. If the watch cannot power on after being left for a long time, when used again, it need to be pre-charged for about 1 minute to display charging icon.

03 Download and match

Haylou Fun App (hereinafter referred to as App) is a must-have app for using the watch. You can manage your watch and experience more watch functions through the App.

1. Long press the upper button of the watch to turn it on.
2. Scan the QR code on the watch screen with your mobile phone to download the App.
3. You can also scan the QR code below or download and install the App in the app store, iPhone users can also search, download and install the App on the App Store.
4. Open the App, click the device page, and complete the pairing connection according to the interface prompts. Please confirm the Bluetooth name displayed on the phone and the watch are the same when pairing.
5. You can start using the watch after pairing successfully.

Haylou Fun



04 Wear

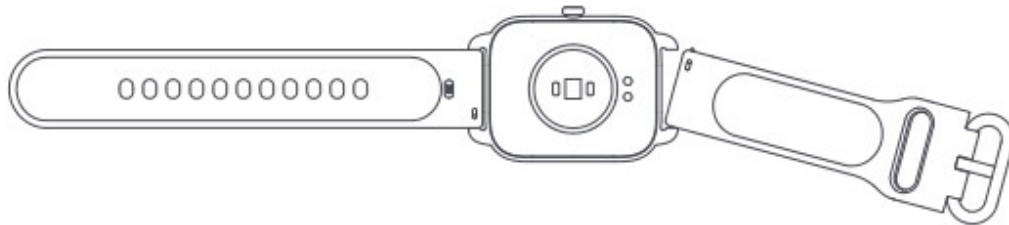
1. For daily wear, wear the watch about one finger distance from the wrist bone, and adjust the tightness of the strap to a comfortable position.
2. We recommend to tighten the watch strap during exercise and loosen it appropriately after exercise.



Note: Wearing too loosely may affect data collection by the heart rate sensor.

05 Strap assembly and disassembly

If you need to assemble/disassemble the strap, please refer to the diagram.



Note: After assembling the strap, please pull the strap appropriately to ensure that the assembly is successful.

06 More functions

Please scan the QR code or open Use Help in the watch details page in Haylou Fun App on your phone.

Use Help



07 Basic parameters

Product name: Haylou RS4 Plus

Product model: Haylou-LS11-551

Main body size: 45.2 x 37.2 x 11.1mm

Watch weight (including strap): 48.6g

Resolution: 368 x 448

Bluetooth connection: Bluetooth V5.1

Battery capacity: 230mAh

Input parameter: 5V = 500mA

Battery life: 10 days (24 hours heart rate monitoring)

Dustproof and waterproof grade: IP68

Working temperature: 0°C~45°C

Data sync platform: Haylou Fun

Equipment requirements: Android 6.0 and above, iOS11 and above

FCC Requirement

Changes or modifications not expressly approved by the party responsible for compliance could void the user's authority to operate the equipment.

This device complies with Part 15 of the FCC Rules. Operation is subject to the following two conditions:

- (1) this device may not cause harmful interference, and
- (2) this device must accept any interference received, including interference that may cause undesired operation.

Note: This equipment has been tested and found to comply with the limits for a Class B digital device, pursuant to Part 15 of the FCC Rules. These limits are designed to provide reasonable protection



against harmful interference in a residential installation. This equipment generates, uses, and can radiate radio frequency energy, and if not installed and used in accordance with the instructions, may cause harmful interference to radio communications. However, there is no guarantee that interference will not occur in a particular installation. If this equipment does cause harmful interference to radio or television reception, which can be determined by turning the equipment off and on, the user is encouraged to try to correct the interference by one or more of the following measures:

- Reorient or relocate the receiving antenna.
- Increase the separation between the equipment and receiver.
- Connect the equipment into an outlet on a circuit different from that to which the receiver is connected.
- Consult the dealer or an experienced radio/TV technician for help.

08 Safety information

Before using and operating the device, please read and observe the following precautions to ensure the best performance of the device, and avoid dangerous or illegal situations. Precautions for usage scenarios and operating environment:

1. Strictly prohibit children or pets to swallow this product or its accessories to avoid harm to them.
2. Do not place this product in an area where the temperature is too high or too low, otherwise it may cause fire or explosion.
3. Strictly prohibit to bring this product close to heat sources or exposed fire sources, such as ovens and electric heaters.
4. Some people have allergies. Their skin are allergic to plastics, cortex, fiber and other materials, and symptoms such as redness, swelling and inflammation will occur in long-term contact areas. Please stop using and consult a doctor when similar situation occurs.
5. Do not use unauthorized or incompatible power adapters or data cables, otherwise it may damage the watch and accessories, causing fire, explosion or other hazards.
6. The radio waves generated by the device may affect the normal operation of implanted medical equipment or personal medical equipment, such as pacemakers and hearing aids. If you use these devices, please consult their manufacturers about the restrictions on using the device.
7. Do not take this device and its accessories as ordinary household waste, please abide by the local laws and regulations for the disposal of this device and its accessories, and support recycling actions.
8. It is not allowed to change or increase transmission frequency (including the installation of additional RF power amplifiers), or to connect an external antenna or switch to other transmitting antennas without authorization.

9. Do not cause harmful interference to various legitimate radio communication business industry during use. Once interference is found, stop using it immediately and take measures to eliminate the interference before continuing to use it.
10. The use of micro-power radio device must endure the interference of various radio services or radiation interference of industrial, scientific and medical application equipment.
11. When using in special occasions, such as airplanes, airports, etc., please abide by relevant regulations.

Battery safety

1. Do not disassemble, modify, puncture or damage the device and batteries.
2. Please do not expose the battery or device to flame, high temperature or other dangers.
3. Please do not short-circuit the battery to avoid fire.
4. Please dispose of batteries in accordance with local regulations, and do not take batteries as household waste. If the batteries are not disposed of properly, it may cause the batteries to explode.

Remarks:

This manual is for reference only, the specific functions and product pictures may be slightly different from the actual product, please refer to the actual product.

09 Warranty card

Warranty Period

12 months after you purchase this item. (or you may inquire your local shopper for more details.)

Free Service

Supposing any defects caused by quality issues occur within the warranty period, please take this warranty card and purchase receipts to your distributor for free exchange service.

Model Number	
Date of Purchasing	
User' s Name	
User' s Phone	
User' s Address	
Shop' s Name	
Shop' s Address	
Comments	

Free exchange service will not be accessed under following circumstances:

1. Damages caused by unauthorized disassembly.
2. Defects or physical damages caused by leaking or dropping off.
3. Damages caused by act of God.

Supposing your item is within any damages or defects except the above circumstances, please return to us or your distributor for free repairing.