

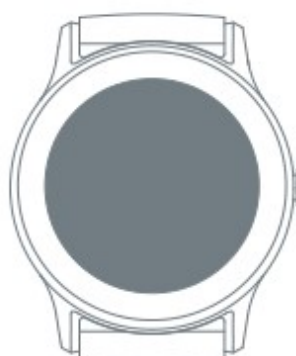


Haylou RT2 Smart Watch

User Manual

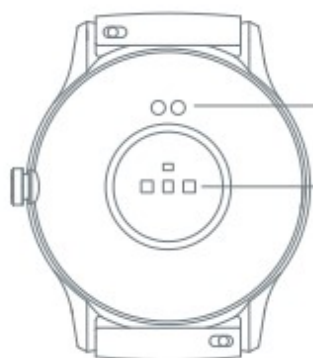
Please read this manual before using the product and keep it for future use. We will guide you to understand and use the device correctly.
Do not use unauthorized third-party software or firmware, otherwise there will be a risk of damaging your device or revealing private information.
Open source software is used in this product. Please check the open source software information in the APP after connecting to mobile phone.

01 Appearance and package list



— Power button

Long press to turn on when off, long press to turn off when on. Short press to enter application list, short press in the app to enter the dial page.



Charging contacts

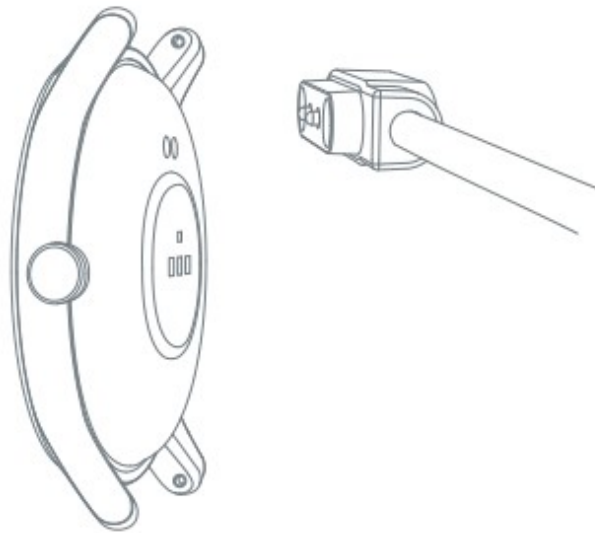
Heart rate sensing area

- ❗ You can wear it with no worry as the watch is made of healthy materials that have undergone strict allergy testing. Due to individual skin difference, if you feel skin discomfort when wearing, please stop wearing and consult a doctor.

Package list: Watch x 1, Charging cable x 1, User manual x 1

02 Charging

Align and fit the charging contacts on back of the watch to the metal contacts of the charging head, wait for the watch screen to display charging power indicator.



Precautions:

1. Please use the charging cable in the package, and dry the charging contacts before charging.
2. Use qualified adapter with output voltage of 5V and output current of 0.5A or above.
3. If the watch cannot power on after being left for a long time, when used again, it need to be pre-charged for about 1 minute to display charging icon.

03 Download and match

Haylou Fun App (hereinafter referred to as App) is a must-have app for using the watch. You can manage your watch and experience more watch functions through the App.

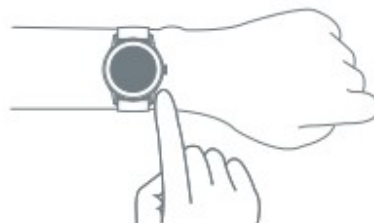
1. Long press the upper button of the watch to turn it on.
2. Scan the QR code on the watch screen with your mobile phone to download the App.
3. You can also scan the QR code below or download and install the App in the app store, iPhone users can also search, download and install the App on the App Store.
4. Open the App, click the device page, and complete the pairing connection according to the interface prompts. Please confirm the Bluetooth name displayed on the phone and the watch are the same when pairing.
5. You can start using the watch after pairing successfully.

Haylou Fun



04 Wear

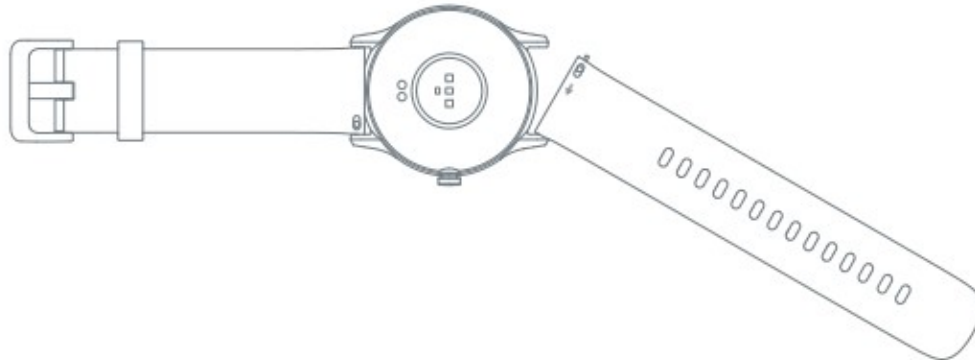
1. For daily wear, wear the watch about one finger distance from the wrist bone, and adjust the tightness of the strap to a comfortable position.
2. We recommend to tighten the watch strap during exercise and loosen it appropriately after exercise.



Note: Wearing too loosely may affect data collection by the heart rate sensor.

05 Strap assembly and disassembly

If you need to assemble/disassemble the strap, please refer to the diagram.



Note: After assembling the strap, please pull the strap appropriately to ensure that the assembly is successful.

06 More functions

Please scan the QR code or open Use Help in the watch details page in Haylou Fun App on your phone.

Use Help



07 Basic parameters

Product name: Haylou RT2

Product model: Haylou-LS10

Main body size: 45.7 x 42.6 x 11.6mm

Watch weight (including strap): 38g

Resolution: 240 x 240

Bluetooth connection: Bluetooth V5.0

Battery capacity: 220mAh

Input parameter: 5V = 500mA

Battery life: 7 days (heart rate on all day)

Dustproof and waterproof grade: IP68

Working temperature: 0°C~40°C

Data sync platform: Haylou Fun

Equipment requirements: Android 6.0 and above, iOS11 and above

FCC Requirement

Changes or modifications not expressly approved by the party responsible for compliance could void the user's authority to operate the equipment.

This device complies with Part 15 of the FCC Rules. Operation is subject to the following two conditions:

1. This device may not cause harmful interference;
2. This device must accept any interference received, including interference that may cause undesired operation.

08 Safety information

Before using and operating the device, please read and observe the following precautions to ensure the best performance of the device, and avoid dangerous or illegal situations. Precautions for usage scenarios and operating environment:

1. Strictly prohibit children or pets to swallow this product or its accessories to avoid harm to them.
2. Do not place this product in an area where the temperature is too high or too low, otherwise it may cause fire or explosion.
3. Strictly prohibit to bring this product close to heat sources or exposed fire sources, such as ovens and electric heaters.
4. Some people have allergies. Their skin are allergic to plastics, cortex, fiber and other materials, and symptoms such as redness, swelling and inflammation will occur in long-term contact areas. Please stop using and consult a doctor when similar situation occurs.
5. Do not use unauthorized or incompatible power adapters or data cables, otherwise it may damage the watch and accessories, causing fire, explosion or other hazards.
6. The radio waves generated by the device may affect the normal operation of implanted medical equipment or personal medical equipment, such as pacemakers and hearing aids. If you use these devices, please consult their manufacturers about the restrictions on using the device.
7. Do not take this device and its accessories as ordinary household waste, please abide by the local laws and regulations for the disposal of this device and its accessories, and support recycling actions.
8. It is not allowed to change or increase transmission frequency (including the installation of additional RF power amplifiers), or to connect an external antenna or switch to other transmitting antennas without authorization.

09 Warranty card

Warranty Period

12 months after you purchase this item. (or you may inquire your local shopper for more details.)

Free Service

Supposing any defects caused by quality issues occur within the warranty period, please take this warranty card and purchase receipts to your distributor for free exchange service.

Model Number	
Date of Purchasing	
User' s Name	
User' s Phone	
User' s Address	
Shop' s Name	
Shop' s Address	
Comments	

Free exchange service will not be accessed under following circumstances:

1. Damages caused by unauthorized disassembly.
2. Defects or physical damages caused by leaking or dropping off.
3. Damages caused by act of God.

Supposing your item is within any damages or defects except the above circumstances, please return to us or your distributor for free repairing.