REV: A

55 mm

80 mm

Haylou-GT5 True Wireless Earbuds User Manual

HAYLOU

Overview

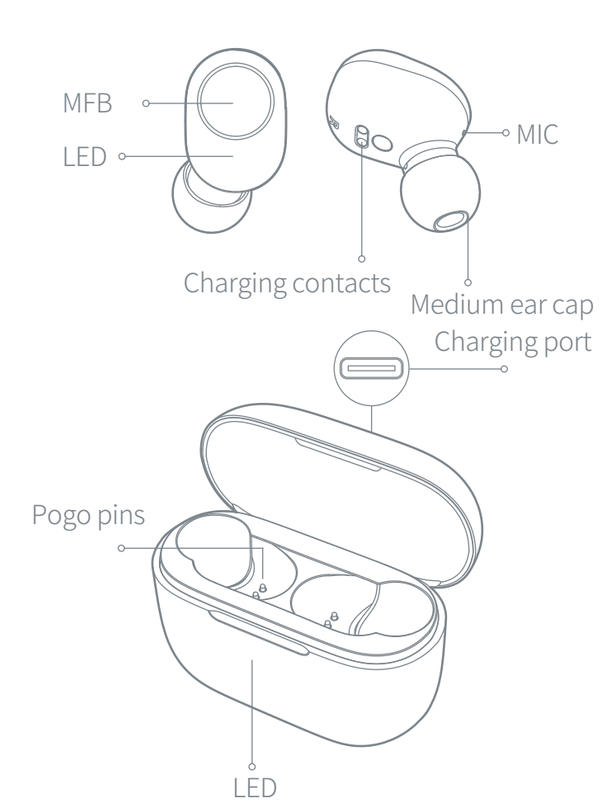

What's in the Box

Eartips * 3 pairs(medium size eartips have been put on), earbuds, charging case, charging cable, user manual.

Basic Parameters(earbuds)

Operation range: 10m(open space with no obstacle)
Battery capacity: 40mAh(single earbud)
Charging time: approx. 2hr
Talk time: approx. 3.5hr
Standby time: approx. 150hr
Input parameter: 5V ⎓ 100mA
Battery type: li-ion
Bluetooth version: v5.0

Basic Parameters(charging case)

Input parameter:5V ⎓ 500mA
Output parameter:5V ⎓ 150mA
Charging time: approx. 3hr
Standby time: approx. 4 months
Battery capacity: 800mAh
Battery type: li-ion

How to Wear

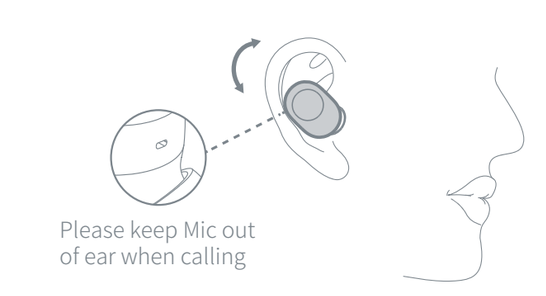

Please adjust Mic towards your mouth to gain better calling experience.

How to Charge

For first time use, please remove stickers from the case then top up earbuds.

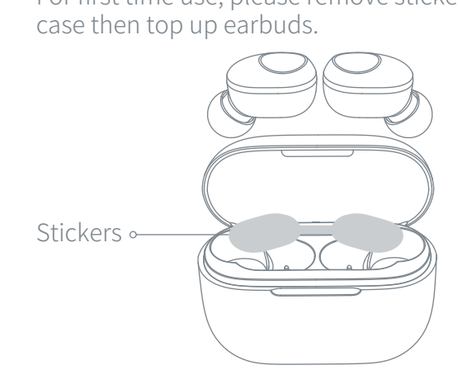

Power-on

Pick up earbuds from the case to power them on. If earbuds are out of the case, hold MFB for 1.5s to power them on(LED glows white for 1s).

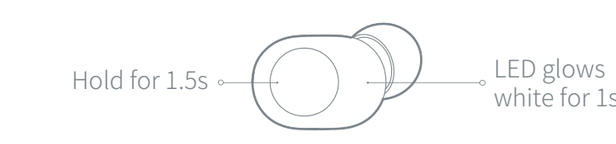

Power-off

Pop earbuds into the case to power them off. Hold MFB for 4.5s to power them off.(LED glows red for 2s).

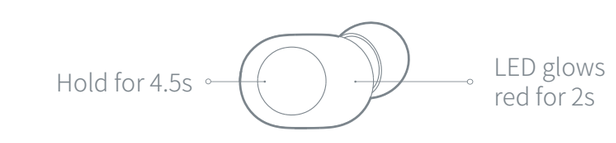

Stereo Mode

Auto connection: take up two earbuds from the case, they will auto power on and pair with each other in 3s. When LED on right earbud blinks white slowly, search for Haylou-GT5_R and tap on cellphone to connect both earbuds to cellphone.
If earbuds fail to connect to cellphone, please pop them back into case and repeat the above steps. Earbuds will auto reconnect to the last device in connectivity records, if any. (Bluetooth faculty needs to be activated).
Note: GT5 has been set to factory before shipping out.

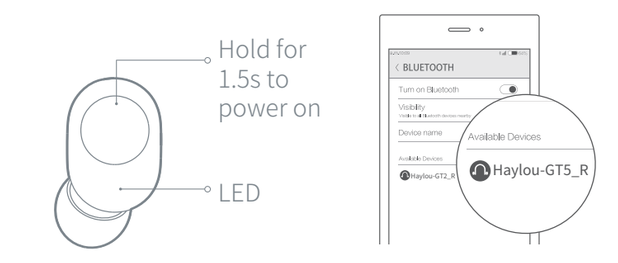

Manual pairing: power off earbuds then manually power on them. Earbuds will auto pair with each other when LED on right earbud blinks white slowly. On cellphone, search for GT5_R and tap to connect both earbuds to cellphone.

Mono Mode

Auto Connection: take up either earbud from the case. The earbud will auto power on and LED will then blink white slowly. On cellphone, search for Haylou-GT5_R/L and tap to connect the earbud to cellphone.
Earbud will auto reconnect to the last device in connectivity records, if any. (Bluetooth faculty needs to be activated).
Note: it will cost more time for left earbud to reconnect to cellphone.
Manual pairing: power off earbuds then manually power on either earbud. When LED on the earbud blinks white slowly, search for Haylou-GT5_R/L and tap on cellphone to connect.

Charge the Case

Charge the case via USB cable. LED will glow solid red when charging and turn off once topping up.

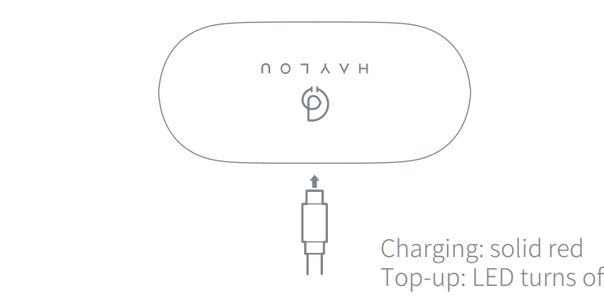

Functions

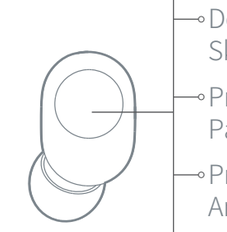

Daily maintenance

Please do not shower with earbuds. Do not wear them in rainy day. Do not leave them in washing machine or other extreme situations. Clean them with dry cloth after use in pursuing a longer service life.

Caveats

1. Please charge the product, in case it has not been used over two weeks.
2. Please use certificated charger.
3. Do not wear earphones for a long term to protect your hearing.
4. Do not wear earphones in any situations with potential risks as wearing them may reduce your perception to the outside world.

Factory Setting

If earphones do not function well, please refer the following steps to reset factory: take earbuds out from the case. Power off the earphones then hold MFBs on both earbuds for about 15s (LED will blink red and white three times twice). After that, put them back to the case. Delete connectivity record on cellphone before processing another pairing (All connecitvity records relating to the earbuds will all be removed).

Audio only outputs from single earbud

It's a rare case . Please reset the earphones, remove connectivity record on your cellphone and re-connect the earphones to your cellphone.

Other problems in charging

LED glows solid white for 1 minute when earbuds are topped up.
Carry case will not charge earbuds, if its battery drains. LEDs on carry case will turn off once the case is topped up. If you charge it once again, LEDs will not give any notice, which does not mean the case is not charged.

Tips

1. Before using the headset, please read the manual carefully and keep it for future references.
2. The headset need to be fully charged prior to first-time use.
3. If the headset is left unused for over two weeks, please recharge it periodically.
4. Please use the chargers made by qualified manufacturer.
5. If the headset cannot be found by your phone, please check whether it is in pairing mode; if left unconnected for a long while, the headset will exit pairing mode, please re-enter the mode; if a procedure error of your phone occurs, reboot it; if a procedure error of the headsetoccurs, reboot or reset it.

Address: Suite 1303, 1305 and 1306, 13/F, Project Phrase 2 of Gaosheng Tech Tower, Gaosheng Tech Park, No.5 Longxi Road, Zhouxi Community, Nancheng District, Dongguan City, Guangdong, China.
Manufacturer: Dongguan Liesheng Electronic Co., Ltd.
Web: www.haylou.com
Made In China

Hazardous substances and their contents in the item

Part Name	Pb	Hg	Cd	Cr (VI)	PBB	PBDE	DIBP	DEHP	DBP	BBP
Main body	X	O	O	O	O	O	O	O	O	O
Battery	O	O	O	O	O	O	O	O	O	O
Ear tips	O	O	O	O	O	O	O	O	O	O
Accessories	O	O	O	O	O	O	O	O	O	O
Charging cable	X	O	O	O	O	O	O	O	O	O

This form is made by SJ/T 11364 regulation.
O: means that hazardous substance content in the homogeneous materials of this part is within the limits of (EU) 2015/863 regulation.
X: means that hazardous substance content in ,at least, one certain homogeneous material of this part is beyond the limits of (EU) 2015/863 regulation ,but there is no mature alternative in the industry at present, it still conforms to the EU ROHS Directive in the scope of exemption.

Notes: Please arrange using time properly as your hearing may be damaged by using the device for a long time.

Aftersales & Support

Warranty Period:
12 months after purchase
(please keep your receipt properly)
Free Service:
If any quality defects happen during the warranty period, please take the receipt and contact with your distributor for aftersales service.
Following cases or any damages/defects that are not due to quality issue are not covered in the warranty.
1. Any defects or damages caused by natural disasters, abnormal voltage or other environmental facts.
2. Any unauthorized disassembly, modification or change of parts.
3. Any damages caused by improper use of the product including soaking, corroding, falling down, squeezing or exposure to abnormal temperature or humidity.

Model Number:
Date of Purchasing:
User's Name:
User's Phone:
User's Address:
Shop's Name:
Shop's Address:
Comments:

FCC Statement

This device complies with Part 15 of the FCC rules. Operation is subject to the following twoconditions: 1) this device may not cause harmful interference, and 2) this device must acceptany interference received, including interference that may cause undesired operation. Changes or modifications not expressly approved by the party responsible for compliance could void the user's authority to operate the equipment.

Note: This equipment has been tested and found to comply with the limits for a Class B digitaldevice, pursuant to part 15 of the FCC Rules. These limits are designed to provide reasonableprotection against harmful interference in a residential installation. This equipment generates, usesand can radiate radio frequency energy and, if not installed and used in accordance with theinstructions, may cause harmful interference to radio communications. However, there is noguarantee that interference will not occur in a particular installation. If this equipment does causeharmful interference to radio or television reception, which can be determined by turning theequipment off and on, the user is encouraged to try to correct the interference by one or more ofthe following measures:
—Reorient or relocate the receiving antenna.
—Increase the separation between the equipment and receiver.
—Connect the equipment into an outlet on a circuit different from that to which the receiver isconnected.
—Consult the dealer or an experienced radio/TV technician for help.

Caution: Changes or modifications not expressly approved by the party responsible for compliance couldvoid the user's authority to operate the equipment.

FCC ID:2AMQ6-HAYLOUGT5

0000　430C

注意：尺寸要求：图面标注尺寸为必检尺寸

名称	公差: mm
外箱	±5.0
彩盒	±0.5
标签	±0.5
说明书	±1.0
热缩膜	宽:±3,高:±15
防爆袋	宽:±3,高:±15

Liesheng 东莞市猎声电子科技有限公司
Dongguan Liesheng Electronics Co., Ltd.

资料确认表

料号		软件		法务	
名称	GT5中文说明书	电子		市场	
材质工艺	70g书写纸折页	结构		包装	
软件料号		声学			
物料承认书编号		品牌			