


FRONT




STROBE

Quest USA CORP
495 Fitzhugh Ave.
Brooklyn, NY 11225

© Gojoy & LOJOY are registered trademarks of Quest USA Corp. All other trademarks and trade names are property of their respective owners. Designed by GOJOY & LOJOY in New York. All rights reserved. Limited lifetime warranty. To activate your product warranty, go to our website www.gojoy.com & register this product.

Made in China.

for use with
 enabled devices

USER MANUAL

•YOUR IJOY PRODUCT

Thank you for purchasing and using the "IJOY STROBE" wireless Bluetooth® speaker. This product can provide a high quality listening experience for your mobile phone, computer and other media devices. Before using this product, carefully read this manual to correctly operate this device. Please ask your local dealer if you have any questions.

IJOY STROBE Bluetooth® Speaker X 1
Charging Cable X 1
User Manual X 1

•SPECS

Bluetooth® version: 5.0
Wireless distance: Up to 30ft
Output Power: 15W
Horn Type: 40.5mm
Power Input: DC5V (1.0A)
Charging Time: 2-3hrs
Playtime: Up to 2-3hrs with LED light on
Battery: 3.7V/1200mAh

•BATTERY CAUTION

The battery used in this device may present a risk of fire, explosion or chemical burn if used incorrectly. Never use or charge the battery if it appears to be leaking, discolored, deformed or in any way abnormal. Never disassemble the unit or attempt to remove the battery as that could cause leakage of alkaline solution or other electrolytic substances. Never expose the battery to any liquid. Never expose the battery to excessive heat such as direct light or fire. Always keep the battery out of the reach of infants and small children.

•BATTERY DISPOSAL

Please do not attempt to charge the battery yourself. If the battery has died, you should follow the disposal instructions listed here. Never dispose of used batteries/electronics with ordinary solid wastes. Always dispose of used batteries/electronics in accordance with the prevailing community regulations that apply to the disposal of batteries/electronics. If there are no local regulations concerning battery/electronics disposal, please dispose of the device in a waste bin for electronic devices. Many electronics retailers now recycle batteries and other electronic components at no charge.

BACK

•DEVICE FUNCTIONS

FUNCTIONS (FOR MUSIC)

- Press + : Next song.
- Press - : Previous song.
- Press and hold + : Raise volume.
- Press and hold - : Lower volume.
- Press the M button to play/ pause music.

FUNCTIONS (FOR CALLS)

- Press and hold + : Raise volume during the call.
- Press and hold - : Lower volume during the call.
- Press the M button to answer incoming call/ end the call.

•INSTRUCTIONS

POWERING ON/OFF

- Press and hold the speaker's Φ button. Please make sure the speaker is charged sufficiently. A sound indicator will confirm the speaker is on.

PAIRING THE DEVICE

- Make sure the Bluetooth® device is within 30ft of the speaker. The speaker will automatically enter pairing mode when turned on and light up. Enable Bluetooth® on the device you want to connect the speaker to and connect your device to IJOY STROBE.

CHARGING

- Connect the charging cable with the speaker and an appropriate charging source.

CHANGING LIGHTING MODES

- Press the Π button to choose from 10 options of LED lights.


• LIMITED LIFETIME WARRANTY

Our product is warranted for a limited lifetime warranty from the date of purchase. The warranty is provided on all material defects and workmanship. Guarantee of 24 months does not apply to decrease in the effective capacity caused by its use or age. WE RESERVE THE RIGHT TO CHANGE TECHNICAL SPECIFICATIONS. For more information please visit www.gojoy.com

•OTHER IMPORTANT SAFETY INFORMATION

To avoid danger of choking, please keep cables away from babies and children. This product is not a toy. Do not treat this product as household waste. Dispose of this device properly by handing it over to local collection services for recycling of electronic equipment. By ensuring that this product is properly disposed of, you will help prevent potential negative consequences for the environment and human health, which could otherwise be caused by inappropriate waste handling. For more detailed information about this product, please contact your local household waste disposal service or the shop where you purchased this item.

Keep this product and its accessories away from excessive heat. Do not operate this device with a damaged cable. Do not operate this device after it has malfunctioned or has been damaged in any manner. Only use a soft cloth to clean the speaker. Do not use harsh abrasives or chemicals to clean the speaker. Do not use sharp objects on the speaker. To ensure that the speaker is waterproof, remove all connected cables and make sure the cap is tightly closed. Do not expose the speaker to any liquid while it is charging. Doing so may damage the speaker, its accessories, and/or the power source.



•FCC STATEMENT

This device complies with Part 15 of the FCC Rules. Operation is subject to the following two conditions:

- (1) This device may not cause harmful interference, and
- (2) This device must accept any interference received, including interference that may cause undesired operation.

Warning: Changes or modifications not expressly approved by the party responsible for compliance could void the user's authority to operate the equipment.

NOTE: This equipment has been tested and found to comply with the limits for a Class B digital device, pursuant to Part 15 of the FCC Rules. These limits are designed to provide reasonable protection against harmful interference in a residential installation. This equipment generates noise and can radiate radio frequency energy and, if not installed and used in accordance with the instructions, may cause harmful interference to radio communications. However, there is no guarantee that interference will not occur in a particular installation. If this equipment does cause harmful interference to radio or television reception, which can be determined by turning the equipment off and on, the user is encouraged to try to correct the interference by one or more of the following measures:

- Reorient or relocate the receiving antenna.
- Increase the separation between the equipment and receiver.
- Connect the equipment into an outlet on a circuit different from that to which the receiver is connected.
- Consult the dealer or an experienced radio/TV technician for help.

RF warning statement:
The device has been evaluated to meet general RF exposure requirement. The device can be used in portable exposure condition without restriction.

PLEASE FOLD ON THE GREEN LINES AND PRINT DOUBLE SIDED. DO NOT PRINT GREEN LINES