

SETUP PHOTOS EXHIBIT

Report Number: R15397752-EP1a

Applicant : Altoway Inc.
7801 E. Bush Lake Rd., Suite 300
Minneapolis, MN 55439, USA

Model : C410

FCC ID : 2AMP5-46101

IC ID : 22992-46101

EUT Description : 57-71 GHz Wireless Transmitter

Test Standard(s) : FCC 47 CFR PART 15 SUBPART C: 2024
RSS-210 Issue 11

Date Of Issue:
2024-10-30

Prepared by:
UL LLC
12 Laboratory Dr.
Research Triangle Park, NC 27709 U.S.A.
TEL: (919)549-1400



REVISION HISTORY


Rev.	Issue Date	Revisions	Revised By
V1	2024-10-11	Initial Issue	Mike Antola
V2	2024-10-30	Updated photos	Mike Antola

TABLE OF CONTENTS


REVISION HISTORY	2
TABLE OF CONTENTS	3
1. SETUP PHOTOS.....	4
END OF TEST REPORT	10

1. SETUP PHOTOS


RADIATED RF MEASUREMENT SETUP



BL30M 0 Deg




BL30M 90 Deg




BL30M Flat



BL30M Front




BL1G Back




BL1G Front




1-18 GHz Back



1-18 GHz Front



Above 18 GHz Back



Above 18 GHz Front

LINE CONDUCTED SETUP




Side



Front

FREQUENCY STABILITY SETUP



END OF TEST REPORT