

US Tech Test Report
FCC ID:
Test Report Number:
Issue date:
Customer:
Model:

FCC Part 15 Certification
2AMOW-AT004H
17-0275
October 6, 2017
Sanitag Technologies Corp
AT-004-H

INTERNAL PHOTOGRAPHS



Figure 1. Internal View

US Tech Test Report
FCC ID:
Test Report Number:
Issue date:
Customer:
Model:

FCC Part 15 Certification
2AMOW-AT004H
17-0275
October 6, 2017
Sanitag Technologies Corp
AT-004-H




Figure 2. PCB and Battery Pack

US Tech Test Report
FCC ID:
Test Report Number:
Issue date:
Customer:
Model:

FCC Part 15 Certification
2AMOW-AT004H
17-0275
October 6, 2017
Sanitag Technologies Corp
AT-004-H




Figure 3. Push Button Side and Back of Battery Pack

US Tech Test Report
FCC ID:
Test Report Number:
Issue date:
Customer:
Model:

FCC Part 15 Certification
2AMOW-AT004H
17-0275
October 6, 2017
Sanitag Technologies Corp
AT-004-H




Figure 4. PCB Components (UWB Section Circled)

US Tech Test Report
FCC ID:
Test Report Number:
Issue date:
Customer:
Model:

FCC Part 15 Certification
2AMOW-AT004H
17-0275
October 6, 2017
Sanitag Technologies Corp
AT-004-H



Figure 5. PCB Push Button Side (Back)