

US Tech Test Report
FCC ID:
Test Report Number:
Issue date:
Customer:
Model:

FCC Part 15 Certification
2AMOW-AC001LAN
17-0278
October 2, 2017
Sanitag Technologies Corp
AC-001-LAN

Test Configuration Photographs




Figure 1. EUT Test configuration, 30 MHz to 1000 MHz

US Tech Test Report
FCC ID:
Test Report Number:
Issue date:
Customer:
Model:

FCC Part 15 Certification
2AMOW-AC001LAN
17-0278
October 2, 2017
Sanitag Technologies Corp
AC-001-LAN




Figure 2. Radiated Emissions 30 MHz to 200 MHz

US Tech Test Report
FCC ID:
Test Report Number:
Issue date:
Customer:
Model:

FCC Part 15 Certification
2AMOW-AC001LAN
17-0278
October 2, 2017
Sanitag Technologies Corp
AC-001-LAN




Figure 3. Radiated Emissions 200 MHz to 1000 MHz

US Tech Test Report
FCC ID:
Test Report Number:
Issue date:
Customer:
Model:

FCC Part 15 Certification
2AMOW-AC001LAN
17-0278
October 2, 2017
Sanitag Technologies Corp
AC-001-LAN



Figure 4. EUT on Raised Block for Above 1 GHz Testing

US Tech Test Report
FCC ID:
Test Report Number:
Issue date:
Customer:
Model:

FCC Part 15 Certification
2AMOW-AC001LAN
17-0278
October 2, 2017
Sanitag Technologies Corp
AC-001-LAN




Figure 5. Radiated Emissions Above 1 GHz

US Tech Test Report
FCC ID:
Test Report Number:
Issue date:
Customer:
Model:

FCC Part 15 Certification
2AMOW-AC001LAN
17-0278
October 2, 2017
Sanitag Technologies Corp
AC-001-LAN




Figure 6. Radiated Emissions Below 30 MHz

US Tech Test Report
FCC ID:
Test Report Number:
Issue date:
Customer:
Model:

FCC Part 15 Certification
2AMOW-AC001LAN
17-0278
October 2, 2017
Sanitag Technologies Corp
AC-001-LAN



Figure 7. Power Line Conducted Emissions