

DO NOT MIX ALKALINE,
STANDARD (CARBON ZINC)
OR RECHARGEABLE
(NICKEL CADMIUM) BATTERIES.

DO NOT MIX OLD AND NEW
BATTERIES.

DO NOT DISPOSE OF BATTERIES
IN FIRE, BATTERIES MAY
EXPLODE OR LEAK.

WARNING:
CHOKING HAZARD—Small parts,
Not for children under 3 years.

PLEASE DO NOT
RETURN TO STORE
For more information please
email Consumer Services:
help@hypertoys.com

COLORS AND DECORATIONS MAY
VARY. KEEP CONTENT DETAILS
FOR FUTURE REFERENCE.

This device complies with Industry Canada licence-exempt RSS 210 standard. Operation is subject to the following two conditions: (1) this device may not cause interference, and (2) this device must accept any interference, including interference that may cause undesired operation of the device.

Battery Safety Information:

- Ensure that battery polarity is correct.
- Use only batteries of the type recommended (or equivalent).
- Do not mix old and new batteries.
- Do not mix alkaline, standard (carbon-zinc), or rechargeable (nickel-cadmium) batteries.
- Rechargeable batteries are to be recharged by Adult only.
- Remove used-up batteries immediately.
- Do not recharge non-rechargeable batteries.
- Do not short-circuit terminals.
- Dispose of batteries safely. Do not dispose of batteries (or products containing non-rechargeable batteries) in fire, as batteries may explode or leak.



This device complies with the Part 15 of the FCC rules. Operation is subject to the following two conditions: (1) This device may not cause harmful interference, and (2) this device must accept any interference received, including interference that may cause undesired operation.

Caution: changes or modifications not expressly approved by the party responsible for compliance could void the user's authority to operate the equipment.

NOTE: This equipment has been tested and found to comply with the limits for a Class B digital device, pursuant to Part 15 of the FCC Rules. These limits are designed to provide reasonable protection against harmful interference in a residential installation. This equipment generates, uses and can radiate radio frequency energy and, if not installed and used in accordance with the instructions, may cause harmful interference to radio communications. However, there is no guarantee that interference will not occur in a particular installation. If this equipment does cause harmful interference to radio or television reception, which can be determined by turning the equipment off and on, the user is encouraged to try to correct the interference by one or more of the following measures: Reorient or relocate the receiving antenna. Increase the separation between the equipment and receiver. Connect the equipment into an outlet on a circuit different from that to which the receiver is connected. Consult the dealer or experienced radio/TV technician for help.



DISTRIBUTED BY:
HYPER TOY COMPANY
1-866-204-9737 Toll Free
177 Malaga Park Dr. Malaga, NJ 08328

HYPER TOY CO
help@hypertoys.com

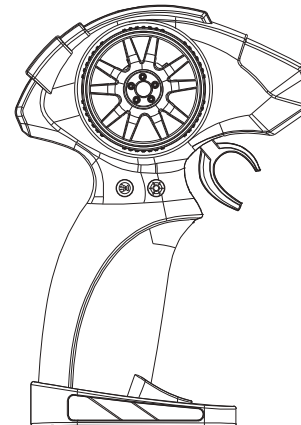

DISTRIBUÉ PAR:
HYPER TOY COMPANY
1-866-204-9737
Numéro de téléphone sans frais ou
177 Malaga Park Dr. Malaga, NJ 08328

© Copyright 2021 HyperToys

©Tous droits réservés 2021. Hyper Toy Company


MADE IN CHINA

NISSAN GTR



2.4 GHz

BC 6+

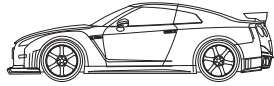


FULL FUNCTION




LITHIUM BATTERY
USB CHARGER

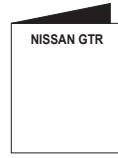
CONTENTS



Vehicle




Remote Controller



Instruction Manual



Dropper

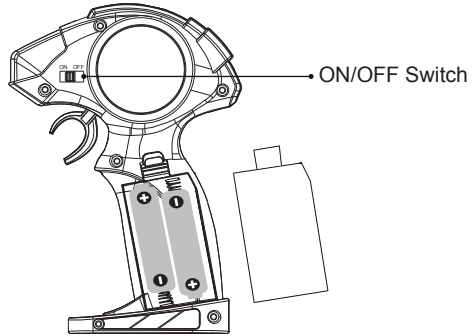


3.7V 600mAh
Rechargeable Battery



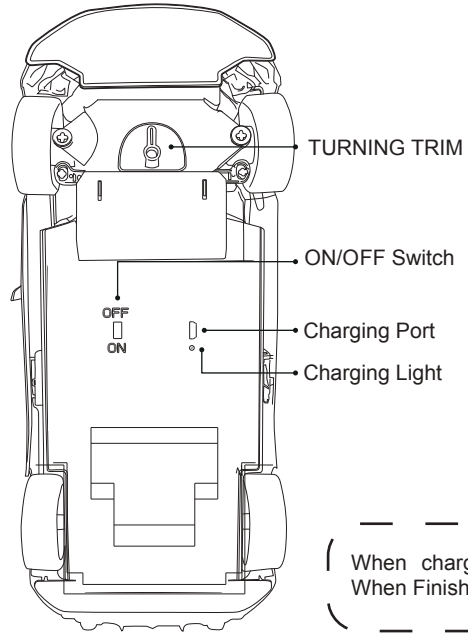
USB Charging Cable

BATTERY INSTALLATION



Back of Remote Controller

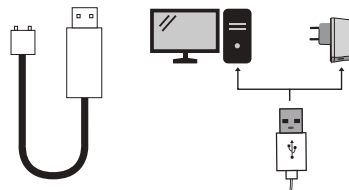
- 1) Open battery cover by hand.
- 2) Put 2 1.5V AA batteries in the battery slots with correct polarity.
- 3) Close the battery cover.



Bottom of Vehicle

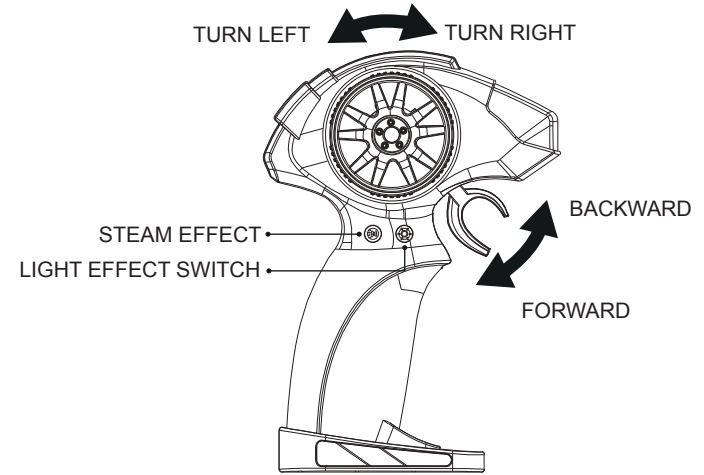
Charging the Battery : 90 minutes

- 1) Connect USB charging cable to vehicle charging port.
- 2) Connect USB to any power output from USB plug / computer to charge the vehicle.

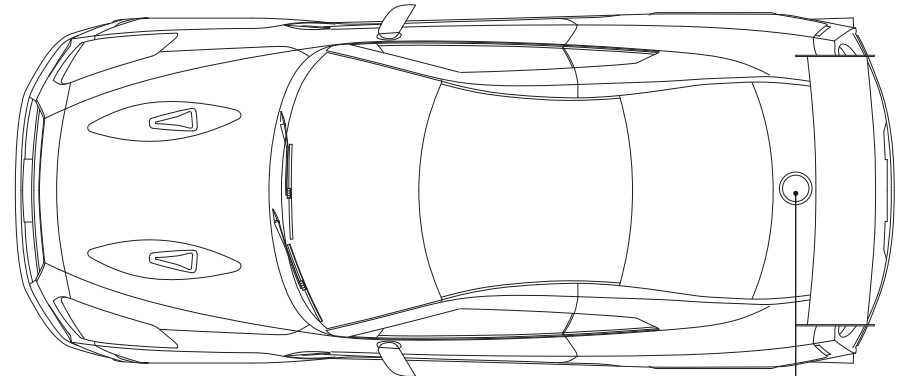


When charging, Charging Light will keep flashing;
When Finished charging, Charging Light will turn off.



FUNCTIONS



CAUTION:
PLEASE DO NOT DIRECTLY FILL
WATER FROM WATER TAP!
ONLY FILL BY DROPPER



Water Filling Hole



Steam Effect Device