

User's Guide

Product Introduction

tata-punch is a boxing product combined with APP. Regarding the hardware, we integrate light and sound with the product to achieve interaction with the user. In addition, through the wireless transmission technology we can connect to multiple tata-punch at the same time to realize group training, as well as PK mode.



three characteristics in software

free mode, Athletes can quickly become familiar with the use of tata-punch which is tailored to fit the user's exercise intensity. Tata punch will make reasonable arrangements, set daily practice volume and goals, and analyze the data for the user.

Training mode. It is a special teaching assistant interaction function which will help to set the speed of training, response, and strength for the user through an entertaining way. Its target is to improve the fighting skills of fighting athletes.

Entertaining mode: this mode introduced PK race and combine music rhythm with fighting to make the users feel relaxed and joyful with the movement. After boxing, the users can share their records through regional or friend circle ranking.

Product operation

Hardware use

Fix tata-punch intelligent pad (hereinafter referred to as the pad) on the boxing column. Adjust the stability through the buckle and elastic band

Open the power pocket on the back of the product and connect the USB cable to the charger.

1.

Long press the power button on the left part of the pad for three seconds,

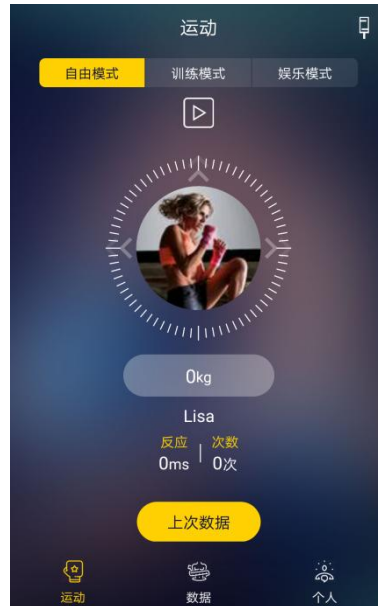


Note that the voice prompt "online", "waiting for connection". Press the switch again, when the voice prompts "offline", the user can use the product without app connection.

Individual Device Use

Open the phone APP, follow the prompts to turn on the Bluetooth. Click the device icon in the upper right corner of the motion mode to enter the device connection interface.

Select the user, click the connection icon, enter the device search, by pressing the hardware switch, the device voice prompt "waiting for connection" to search for the device. Select the device, and connect, when the device connection is successful, it will automatically jump to the previous interface.



Group device Use

Go to the "Personal" center, tab on "Friends" , enter the friend interface, through the "search", "sweep away" to add new friends.

Return to the Home page, go to the "Sports" page, click "device" on the upper right corner, enter the device connection interface.

Select the user, click the connection icon, enter the device search, by pressing the hardware switch, the device voice prompt "waiting for connection" to search for the device. Select the device and connect, when the device is connected successfully, the interface will automatically jump to the previous interface.

Repeat the above steps, to add the other friend's device, this app can connect to 4 tata — punch at one time.



APP use instructions (using App picture flow chart)

Download tata-punch App by scanning the two-dimensional code

Open the App, under the guidance of the use of App user registration (please fill out the personal information, tata-punch intelligent fighting will collect and analyze data based on your physical information)

App consists of three parts, namely "sports", "data" and "personal"

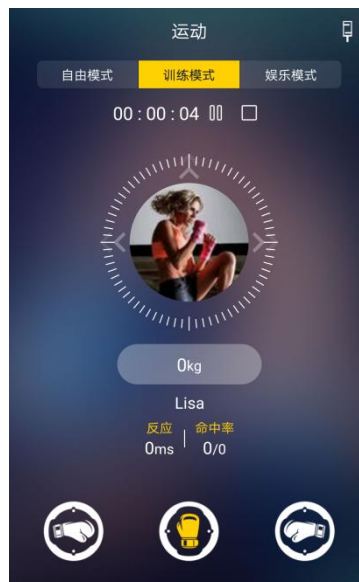
free mode

After exercise, tap the "last data" to learn more about the movement details



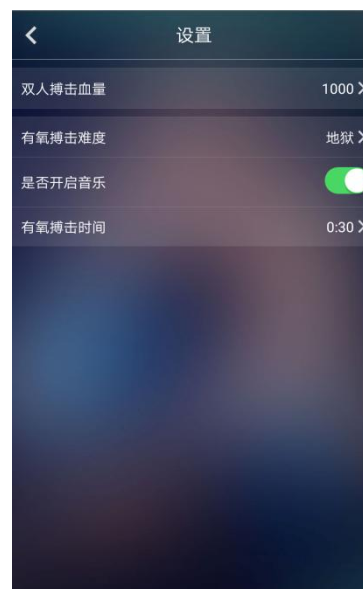
training mode

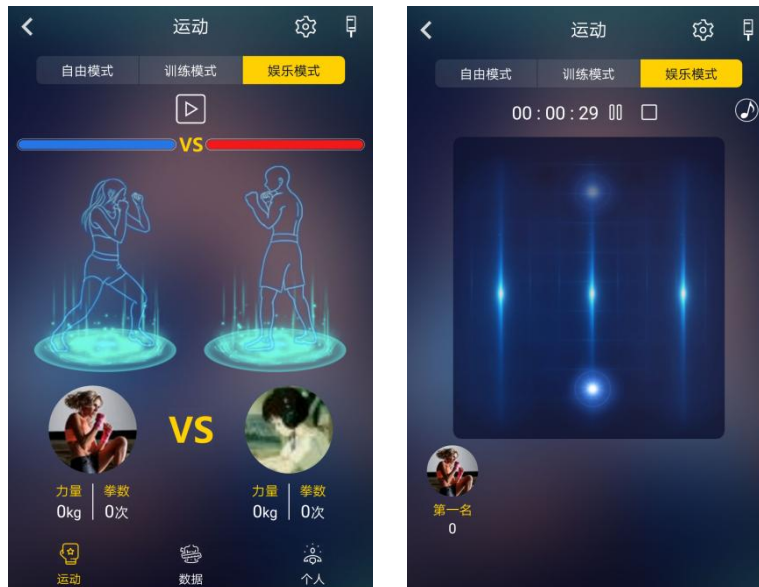
By clicking on the three directions "glove" icon, you can control the direction of the hardware lights, and then do the reaction training



Game mode

Tap the "Settings" icon in the upper right corner to set parameters such as "Blood", "Music", "Round Time" and "Oxygen Fighting Difficulty" in Entertainment Mode





Data

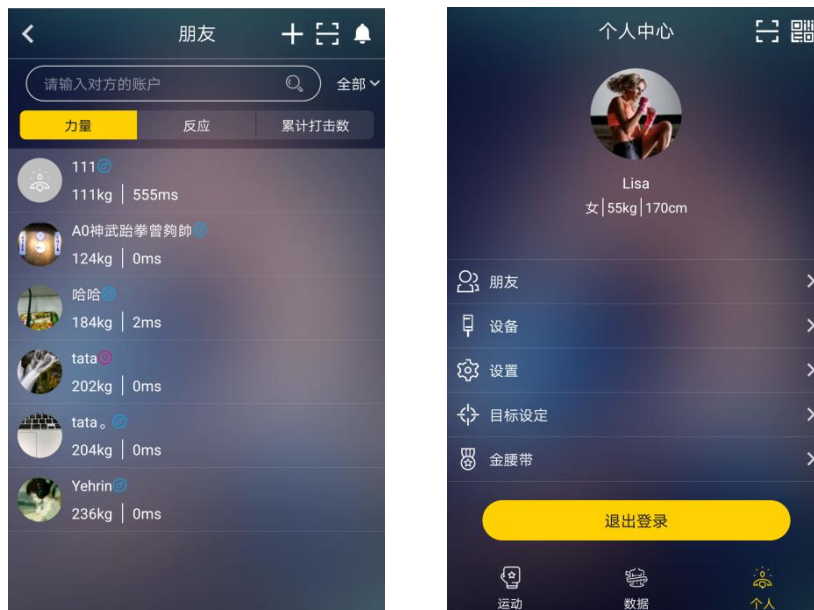
Through the data page, you can understand the daily, weekly, monthly, annual movement data changes

Consolidated data: maximum strength, fastest response, average strength, average response, calorie consumption and cumulative hit count



Personal

Friends: users can add friends through scan or search, and to check friends rankings;



Set training goal : the user can set the fighting exercise plan according to their own conditions.



Setting: the user can set the strength of tainning according to their own situation, the hardware lighting effects, volume, and sleep time;



Gold belt: through the practice, users can continue to get gold belt reward and user rights upgrade;



Q & A

Q;How long will Tata-punch last when it is fully charged?

A: once fully charged, Tata punch can be used up to 24 hours or more.

Q; If I have any problem, how to contact you?

A:You can send your questions or concerns to 165338041@qq.com, 523524257@qq.com, 349448483@qq.com, we will answer your questions.

Q: Can I sell in my store / shop / region?

A: You can follow our WeChat public account "smart fight", enter the online store? to buy. If you need a wholesale price, please email us

Q:How can I know more about Tata-punch?

A: You can follow tata-punch's facebook platform, or WeChat public account "smart fight", where we have our own community, users can communicate with each other, we will serve your problems at any time .

Product parameter

product parameter

size: 1240*420*30mm

weight: 2kg

input Voltage: 5V

Max input current: 2A

Battery capacity: 5000mAh

Standby time: 30h

attention

Since boxing is an intense exercise, it can easily cause broken skin, please wear special fighting gears when using the product.

As boxing is an intense exercise, easily lead to wrist, ankle and other bone dislocation injury, please play under the guidance of professionals to warm up and use the product; Do not use weapons to puncture the product, or hard objects (metal, sticks, etc.) to beat violently, otherwise it's likely to cause damage to the product; Youth under 18 should use under the guidance of parent or coach;

Waterproof: This equipment is not water resistant , please keep it dry. ;

Fire: the equipment does not have fire performance, please stay away from fire.

Warranty

Please understand, the tata-punch equipments listed in the warranty card, can enjoy a one-year warranty service from the date of purchase. Except for insurance, postal delivery, shipping and other miscellaneous fees, the warranty service provided the following services for free:

Warranty card must have detailed information including user name and address, date of purchase, product name, model and equipment number. When a warranty service is required, this warranty card must be presented for identification.

Product damage or equipment failure due to accidental damage, unauthorized maintenance, dismantling, and improper storage, etc. are not included in the warranty.

Packaging accessories

tata-punch

A set of tata-punch smart pad

5000mAh

5000mAh supporting mobile power

Instructions for use

A Warranty card

FCC Warning

This equipment has been tested and found to comply with the limits for a Class B digital device, pursuant to part 15 of the FCC Rules. These limits are designed to provide reasonable protection against harmful interference in a residential installation. This equipment generates uses and can radiate radio frequency energy and, if not installed and used in accordance with the instructions, may cause harmful interference to radio communications. However, there is no guarantee that interference will not occur in a particular installation. If this equipment does cause harmful interference to radio or television reception, which can be determined by turning the equipment off and on, the user is encouraged to try to correct the interference by one or more of the following measures:

- Reorient or relocate the receiving antenna.

- Increase the separation between the equipment and receiver.

- Connect the equipment into an outlet on a circuit different from that to which the receiver is connected.

- Consult the dealer or an experienced radio/TV technician for help.

This device complies with part 15 of the FCC Rules. Operation is subject to the following two conditions: (1) This device may not cause harmful interference, and (2) this device must accept any interference received, including interference that may cause undesired operation.

Any Changes or modifications not expressly approved by the party responsible for compliance could void the user's authority to operate the equipment.