

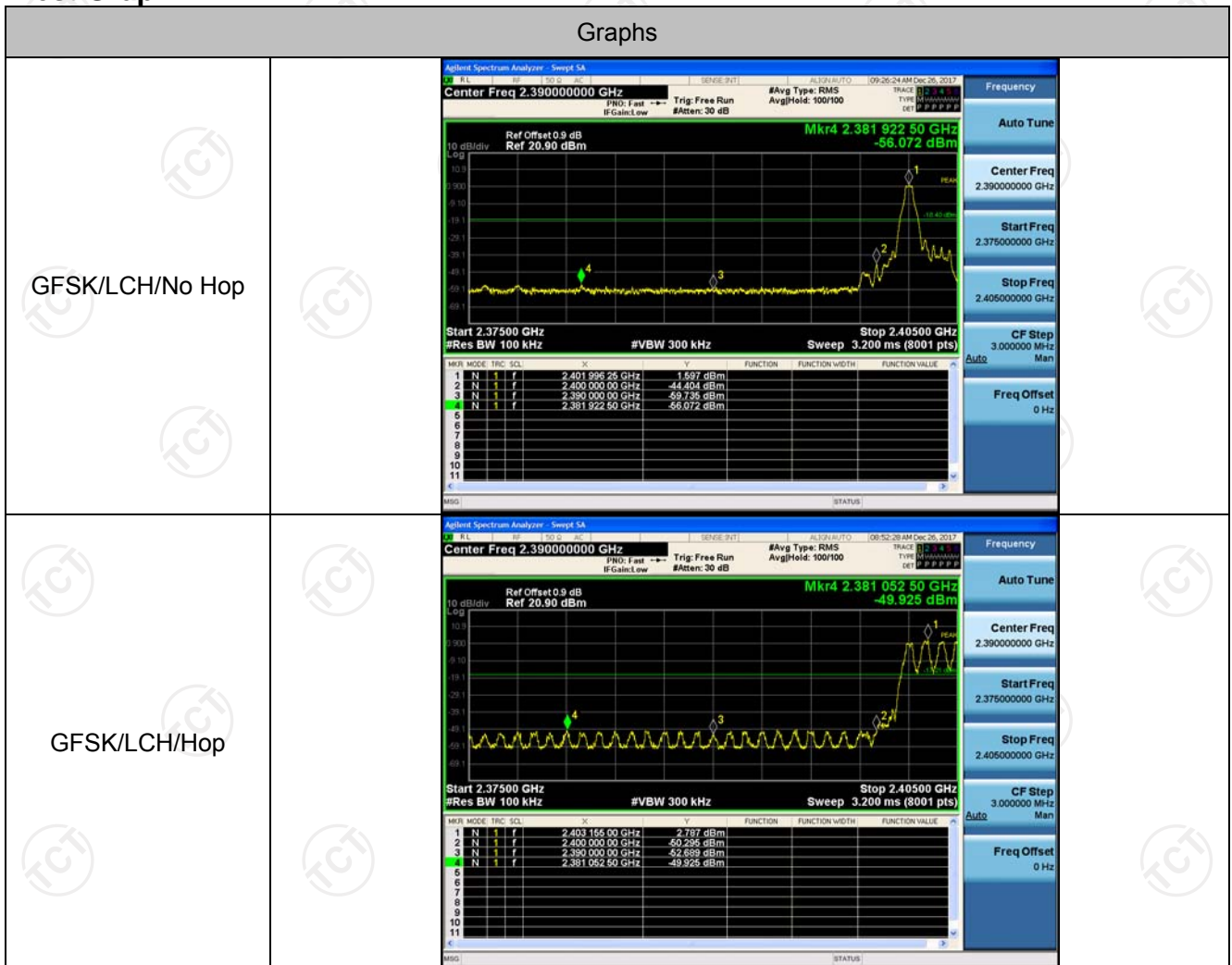
Band-edge for RF Conducted Emissions

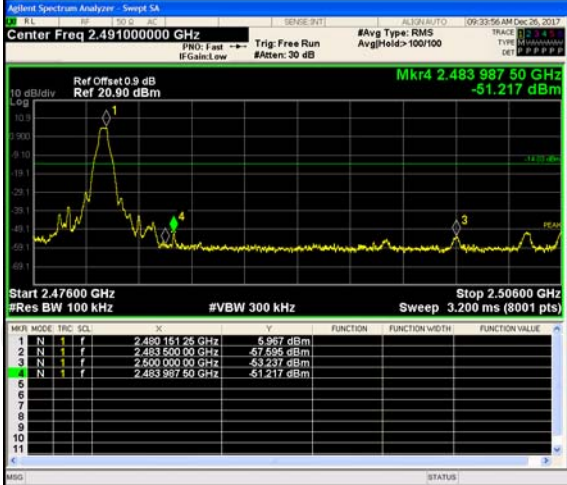
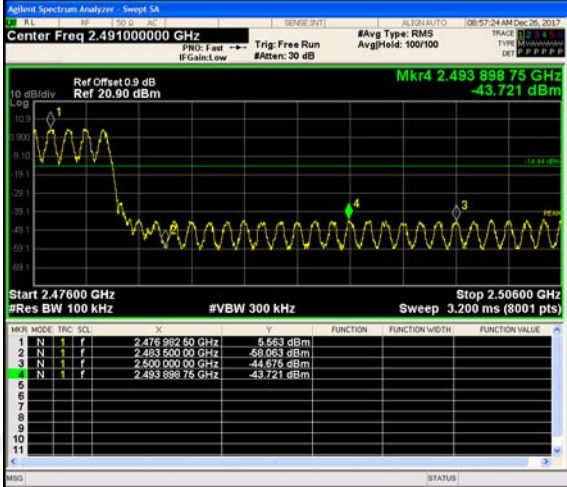
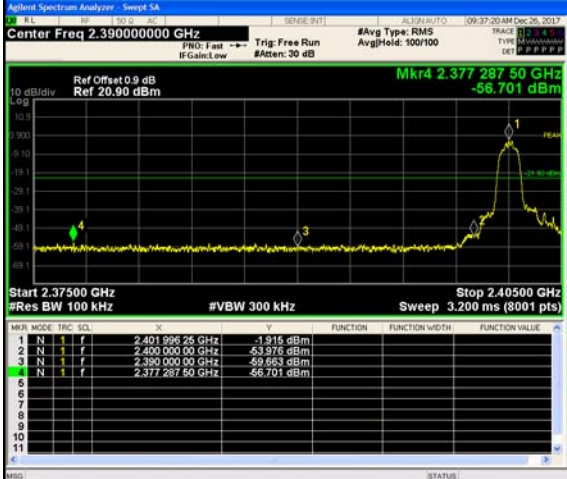
Result Table

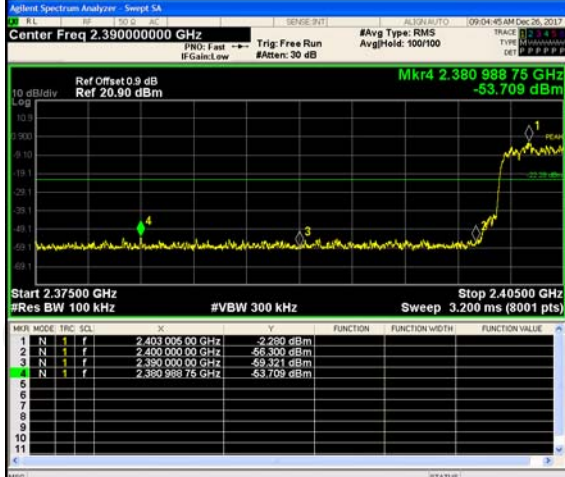
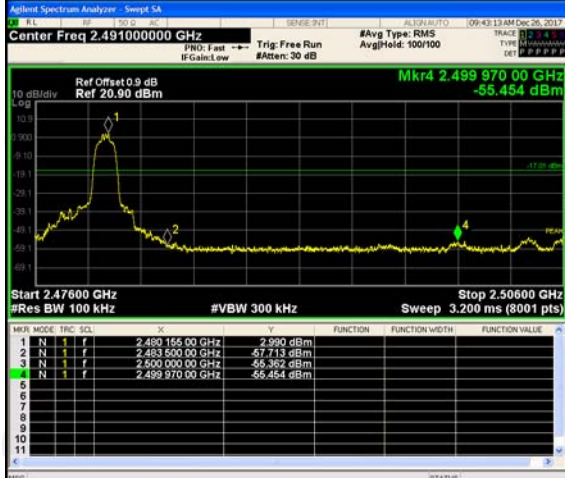
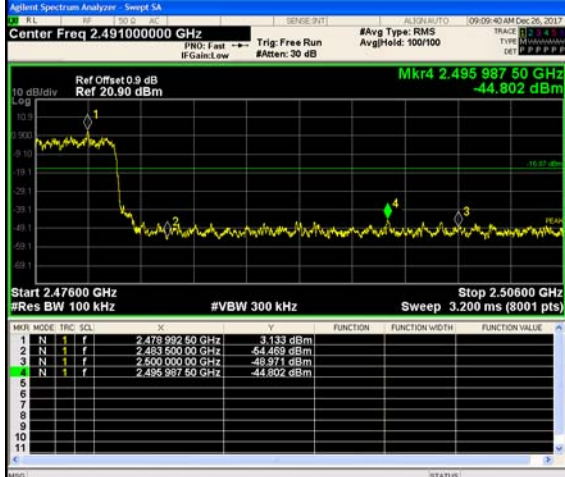
Mode	Channel	Carrier Frequency [MHz]	Carrier Power [dBm]	Frequency Hopping	Max Spurious Level [dBm]	Limit [dBm]	Verdict
GFSK	LCH	2402	1.597	Off	-56.072	-18.4	PASS
			2.787	On	-49.925	-17.21	PASS
GFSK	HCH	2480	5.967	Off	-51.217	-14.03	PASS
			5.563	On	-43.721	-14.44	PASS
π /4DQPSK	LCH	2402	-1.915	Off	-56.701	-21.92	PASS
			-2.280	On	-53.709	-22.28	PASS
π /4DQPSK	HCH	2480	2.990	Off	-55.454	-17.01	PASS
			3.133	On	-44.802	-16.87	PASS
8DPSK	LCH	2402	-1.867	Off	-57.225	-21.87	PASS
			-2.288	On	-52.812	-22.29	PASS
8DPSK	HCH	2480	3.170	Off	-54.342	-16.83	PASS
			0.601	On	-45.079	-19.4	PASS

Test Graph

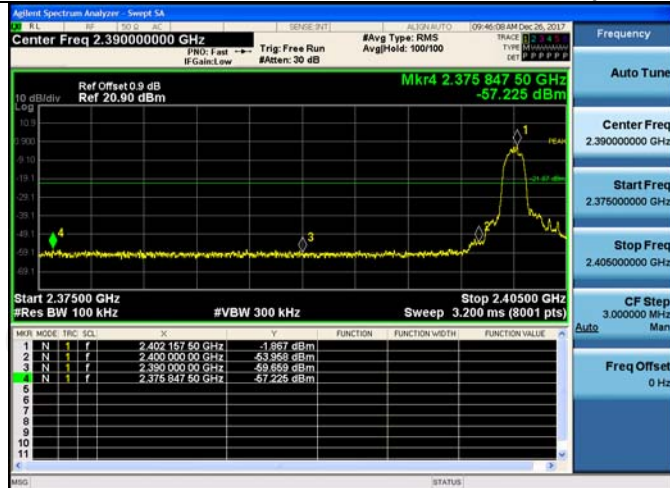
Graphs



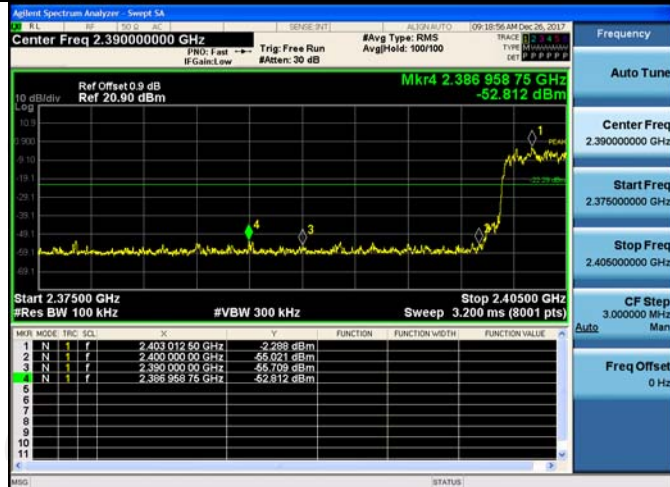
<p>GFSK/HCH/No Hop</p>	 <table border="1" data-bbox="608 517 1177 651"> <thead> <tr> <th>MNR</th> <th>MODE</th> <th>TRIG</th> <th>SCL</th> <th>X</th> <th>Y</th> <th>FUNCTION</th> <th>FUNCTION WIDTH</th> <th>FUNCTION VALUE</th> </tr> </thead> <tbody> <tr> <td>1</td> <td>N</td> <td>1</td> <td>f</td> <td>2.480 151 26 GHz</td> <td>5.967 dBm</td> <td></td> <td></td> <td></td> </tr> <tr> <td>2</td> <td>N</td> <td>1</td> <td>f</td> <td>2.483 500 00 GHz</td> <td>-47.895 dBm</td> <td></td> <td></td> <td></td> </tr> <tr> <td>3</td> <td>N</td> <td>1</td> <td>f</td> <td>2.500 000 00 GHz</td> <td>-53.237 dBm</td> <td></td> <td></td> <td></td> </tr> </tbody> </table>	MNR	MODE	TRIG	SCL	X	Y	FUNCTION	FUNCTION WIDTH	FUNCTION VALUE	1	N	1	f	2.480 151 26 GHz	5.967 dBm				2	N	1	f	2.483 500 00 GHz	-47.895 dBm				3	N	1	f	2.500 000 00 GHz	-53.237 dBm												
MNR	MODE	TRIG	SCL	X	Y	FUNCTION	FUNCTION WIDTH	FUNCTION VALUE																																						
1	N	1	f	2.480 151 26 GHz	5.967 dBm																																									
2	N	1	f	2.483 500 00 GHz	-47.895 dBm																																									
3	N	1	f	2.500 000 00 GHz	-53.237 dBm																																									
<p>GFSK/HCH/Hop</p>	 <table border="1" data-bbox="608 1019 1177 1153"> <thead> <tr> <th>MNR</th> <th>MODE</th> <th>TRIG</th> <th>SCL</th> <th>X</th> <th>Y</th> <th>FUNCTION</th> <th>FUNCTION WIDTH</th> <th>FUNCTION VALUE</th> </tr> </thead> <tbody> <tr> <td>1</td> <td>N</td> <td>1</td> <td>f</td> <td>2.476 992 50 GHz</td> <td>5.563 dBm</td> <td></td> <td></td> <td></td> </tr> <tr> <td>2</td> <td>N</td> <td>1</td> <td>f</td> <td>2.483 500 00 GHz</td> <td>-49.693 dBm</td> <td></td> <td></td> <td></td> </tr> <tr> <td>3</td> <td>N</td> <td>1</td> <td>f</td> <td>2.500 000 00 GHz</td> <td>-44.675 dBm</td> <td></td> <td></td> <td></td> </tr> <tr> <td>4</td> <td>N</td> <td>1</td> <td>f</td> <td>2.493 898 75 GHz</td> <td>-43.721 dBm</td> <td></td> <td></td> <td></td> </tr> </tbody> </table>	MNR	MODE	TRIG	SCL	X	Y	FUNCTION	FUNCTION WIDTH	FUNCTION VALUE	1	N	1	f	2.476 992 50 GHz	5.563 dBm				2	N	1	f	2.483 500 00 GHz	-49.693 dBm				3	N	1	f	2.500 000 00 GHz	-44.675 dBm				4	N	1	f	2.493 898 75 GHz	-43.721 dBm			
MNR	MODE	TRIG	SCL	X	Y	FUNCTION	FUNCTION WIDTH	FUNCTION VALUE																																						
1	N	1	f	2.476 992 50 GHz	5.563 dBm																																									
2	N	1	f	2.483 500 00 GHz	-49.693 dBm																																									
3	N	1	f	2.500 000 00 GHz	-44.675 dBm																																									
4	N	1	f	2.493 898 75 GHz	-43.721 dBm																																									
<p>$\pi/4$DQPSK/LCH/No Hop</p>	 <table border="1" data-bbox="608 1496 1177 1630"> <thead> <tr> <th>MNR</th> <th>MODE</th> <th>TRIG</th> <th>SCL</th> <th>X</th> <th>Y</th> <th>FUNCTION</th> <th>FUNCTION WIDTH</th> <th>FUNCTION VALUE</th> </tr> </thead> <tbody> <tr> <td>1</td> <td>N</td> <td>1</td> <td>f</td> <td>2.401 995 25 GHz</td> <td>-1.915 dBm</td> <td></td> <td></td> <td></td> </tr> <tr> <td>2</td> <td>N</td> <td>1</td> <td>f</td> <td>2.400 000 00 GHz</td> <td>-53.976 dBm</td> <td></td> <td></td> <td></td> </tr> <tr> <td>3</td> <td>N</td> <td>1</td> <td>f</td> <td>2.390 000 00 GHz</td> <td>-59.663 dBm</td> <td></td> <td></td> <td></td> </tr> <tr> <td>4</td> <td>N</td> <td>1</td> <td>f</td> <td>2.377 287 50 GHz</td> <td>-56.701 dBm</td> <td></td> <td></td> <td></td> </tr> </tbody> </table>	MNR	MODE	TRIG	SCL	X	Y	FUNCTION	FUNCTION WIDTH	FUNCTION VALUE	1	N	1	f	2.401 995 25 GHz	-1.915 dBm				2	N	1	f	2.400 000 00 GHz	-53.976 dBm				3	N	1	f	2.390 000 00 GHz	-59.663 dBm				4	N	1	f	2.377 287 50 GHz	-56.701 dBm			
MNR	MODE	TRIG	SCL	X	Y	FUNCTION	FUNCTION WIDTH	FUNCTION VALUE																																						
1	N	1	f	2.401 995 25 GHz	-1.915 dBm																																									
2	N	1	f	2.400 000 00 GHz	-53.976 dBm																																									
3	N	1	f	2.390 000 00 GHz	-59.663 dBm																																									
4	N	1	f	2.377 287 50 GHz	-56.701 dBm																																									

<p>$\pi/4$DQPSK/LCH/Hop</p>	 <table border="1" data-bbox="606 515 1173 660"> <thead> <tr> <th>MNR</th> <th>MODE</th> <th>TRIG</th> <th>SCL</th> <th>X</th> <th>Y</th> <th>FUNCTION</th> <th>FUNCTION WIDTH</th> <th>FUNCTION VALUE</th> </tr> </thead> <tbody> <tr> <td>1</td> <td>N</td> <td>1</td> <td>f</td> <td>2.403 006 00 GHz</td> <td>-2.280 dBm</td> <td></td> <td></td> <td></td> </tr> <tr> <td>2</td> <td>N</td> <td>1</td> <td>f</td> <td>2.400 000 00 GHz</td> <td>-56.300 dBm</td> <td></td> <td></td> <td></td> </tr> <tr> <td>3</td> <td>N</td> <td>1</td> <td>f</td> <td>2.390 000 00 GHz</td> <td>-59.321 dBm</td> <td></td> <td></td> <td></td> </tr> <tr> <td>4</td> <td>N</td> <td>1</td> <td>f</td> <td>2.380 988 75 GHz</td> <td>-53.709 dBm</td> <td></td> <td></td> <td></td> </tr> </tbody> </table>	MNR	MODE	TRIG	SCL	X	Y	FUNCTION	FUNCTION WIDTH	FUNCTION VALUE	1	N	1	f	2.403 006 00 GHz	-2.280 dBm				2	N	1	f	2.400 000 00 GHz	-56.300 dBm				3	N	1	f	2.390 000 00 GHz	-59.321 dBm				4	N	1	f	2.380 988 75 GHz	-53.709 dBm			
MNR	MODE	TRIG	SCL	X	Y	FUNCTION	FUNCTION WIDTH	FUNCTION VALUE																																						
1	N	1	f	2.403 006 00 GHz	-2.280 dBm																																									
2	N	1	f	2.400 000 00 GHz	-56.300 dBm																																									
3	N	1	f	2.390 000 00 GHz	-59.321 dBm																																									
4	N	1	f	2.380 988 75 GHz	-53.709 dBm																																									
<p>$\pi/4$DQPSK/HCH/No Hop</p>	 <table border="1" data-bbox="606 1008 1173 1153"> <thead> <tr> <th>MNR</th> <th>MODE</th> <th>TRIG</th> <th>SCL</th> <th>X</th> <th>Y</th> <th>FUNCTION</th> <th>FUNCTION WIDTH</th> <th>FUNCTION VALUE</th> </tr> </thead> <tbody> <tr> <td>1</td> <td>N</td> <td>1</td> <td>f</td> <td>2.490 166 00 GHz</td> <td>-2.290 dBm</td> <td></td> <td></td> <td></td> </tr> <tr> <td>2</td> <td>N</td> <td>1</td> <td>f</td> <td>2.483 500 00 GHz</td> <td>-57.713 dBm</td> <td></td> <td></td> <td></td> </tr> <tr> <td>3</td> <td>N</td> <td>1</td> <td>f</td> <td>2.500 000 00 GHz</td> <td>-55.362 dBm</td> <td></td> <td></td> <td></td> </tr> <tr> <td>4</td> <td>N</td> <td>1</td> <td>f</td> <td>2.499 970 00 GHz</td> <td>-55.454 dBm</td> <td></td> <td></td> <td></td> </tr> </tbody> </table>	MNR	MODE	TRIG	SCL	X	Y	FUNCTION	FUNCTION WIDTH	FUNCTION VALUE	1	N	1	f	2.490 166 00 GHz	-2.290 dBm				2	N	1	f	2.483 500 00 GHz	-57.713 dBm				3	N	1	f	2.500 000 00 GHz	-55.362 dBm				4	N	1	f	2.499 970 00 GHz	-55.454 dBm			
MNR	MODE	TRIG	SCL	X	Y	FUNCTION	FUNCTION WIDTH	FUNCTION VALUE																																						
1	N	1	f	2.490 166 00 GHz	-2.290 dBm																																									
2	N	1	f	2.483 500 00 GHz	-57.713 dBm																																									
3	N	1	f	2.500 000 00 GHz	-55.362 dBm																																									
4	N	1	f	2.499 970 00 GHz	-55.454 dBm																																									
<p>$\pi/4$DQPSK/HCH/Hop</p>	 <table border="1" data-bbox="606 1496 1173 1641"> <thead> <tr> <th>MNR</th> <th>MODE</th> <th>TRIG</th> <th>SCL</th> <th>X</th> <th>Y</th> <th>FUNCTION</th> <th>FUNCTION WIDTH</th> <th>FUNCTION VALUE</th> </tr> </thead> <tbody> <tr> <td>1</td> <td>N</td> <td>1</td> <td>f</td> <td>2.476 992 50 GHz</td> <td>-3.133 dBm</td> <td></td> <td></td> <td></td> </tr> <tr> <td>2</td> <td>N</td> <td>1</td> <td>f</td> <td>2.483 500 00 GHz</td> <td>-54.469 dBm</td> <td></td> <td></td> <td></td> </tr> <tr> <td>3</td> <td>N</td> <td>1</td> <td>f</td> <td>2.500 000 00 GHz</td> <td>-48.971 dBm</td> <td></td> <td></td> <td></td> </tr> <tr> <td>4</td> <td>N</td> <td>1</td> <td>f</td> <td>2.495 987 50 GHz</td> <td>-44.802 dBm</td> <td></td> <td></td> <td></td> </tr> </tbody> </table>	MNR	MODE	TRIG	SCL	X	Y	FUNCTION	FUNCTION WIDTH	FUNCTION VALUE	1	N	1	f	2.476 992 50 GHz	-3.133 dBm				2	N	1	f	2.483 500 00 GHz	-54.469 dBm				3	N	1	f	2.500 000 00 GHz	-48.971 dBm				4	N	1	f	2.495 987 50 GHz	-44.802 dBm			
MNR	MODE	TRIG	SCL	X	Y	FUNCTION	FUNCTION WIDTH	FUNCTION VALUE																																						
1	N	1	f	2.476 992 50 GHz	-3.133 dBm																																									
2	N	1	f	2.483 500 00 GHz	-54.469 dBm																																									
3	N	1	f	2.500 000 00 GHz	-48.971 dBm																																									
4	N	1	f	2.495 987 50 GHz	-44.802 dBm																																									

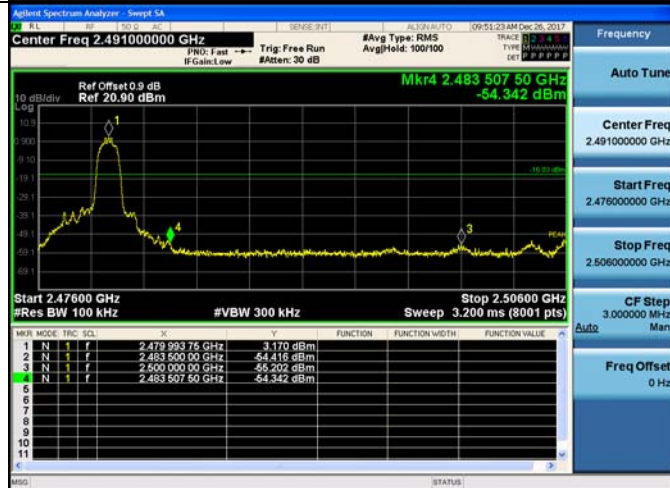
8DPSK/LCH/No Hop



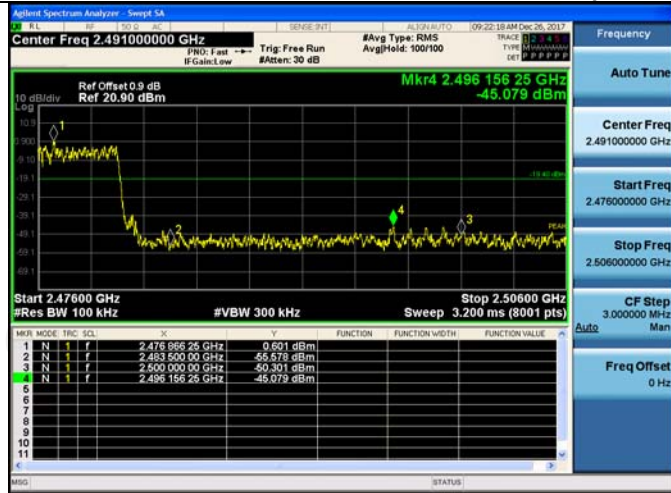
8DPSK/LCH/Hop



8DPSK/HCH/No Hop



8DPSK/HCH/Hop

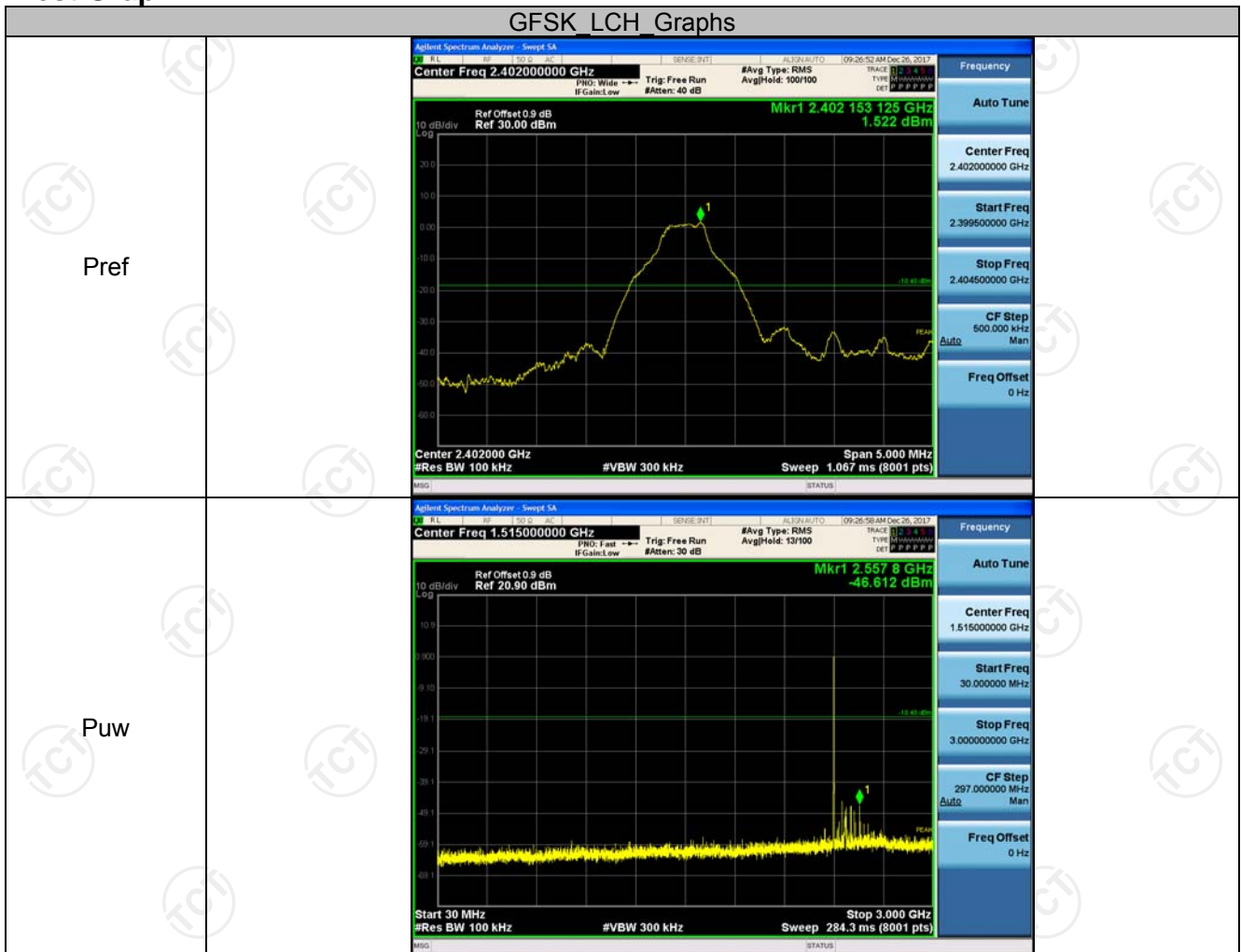


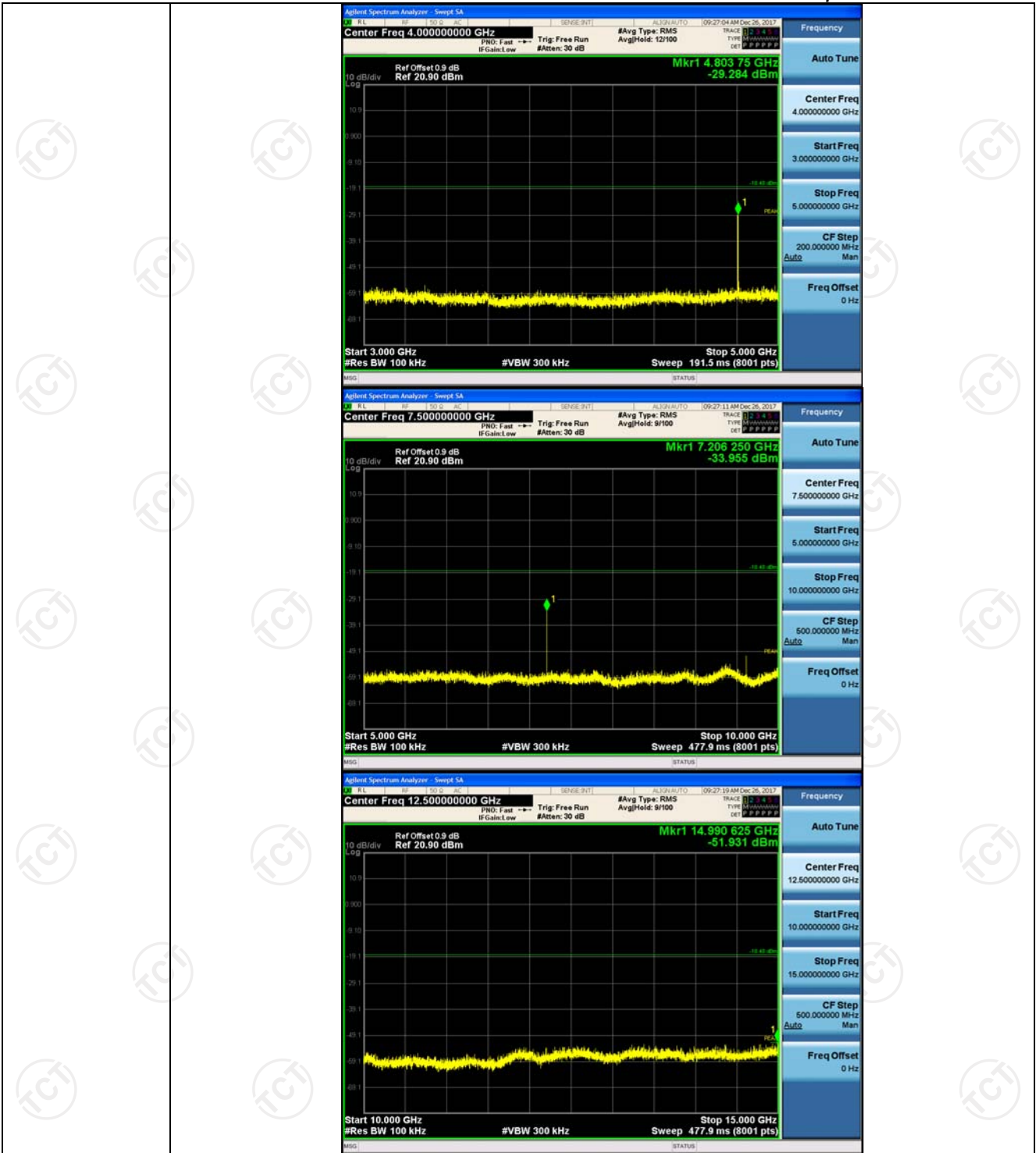
RF Conducted Spurious Emissions

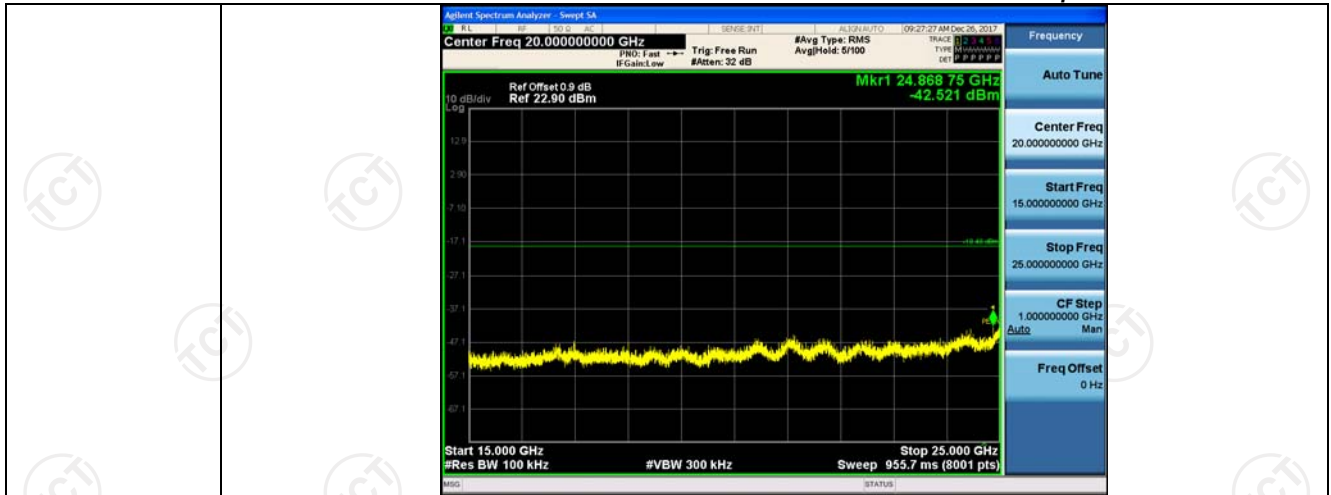
Result Table

Mode	Channel	Pref [dBm]	Puw [dBm]	Verdict
GFSK	LCH	1.522	<Limit	PASS
GFSK	MCH	4.987	<Limit	PASS
GFSK	HCH	5.936	<Limit	PASS
$\pi/4$ DQPSK	LCH	-2.094	<Limit	PASS
$\pi/4$ DQPSK	MCH	2.086	<Limit	PASS
$\pi/4$ DQPSK	HCH	2.388	<Limit	PASS
8DPSK	LCH	-1.985	<Limit	PASS
8DPSK	MCH	2.061	<Limit	PASS
8DPSK	HCH	3.154	<Limit	PASS

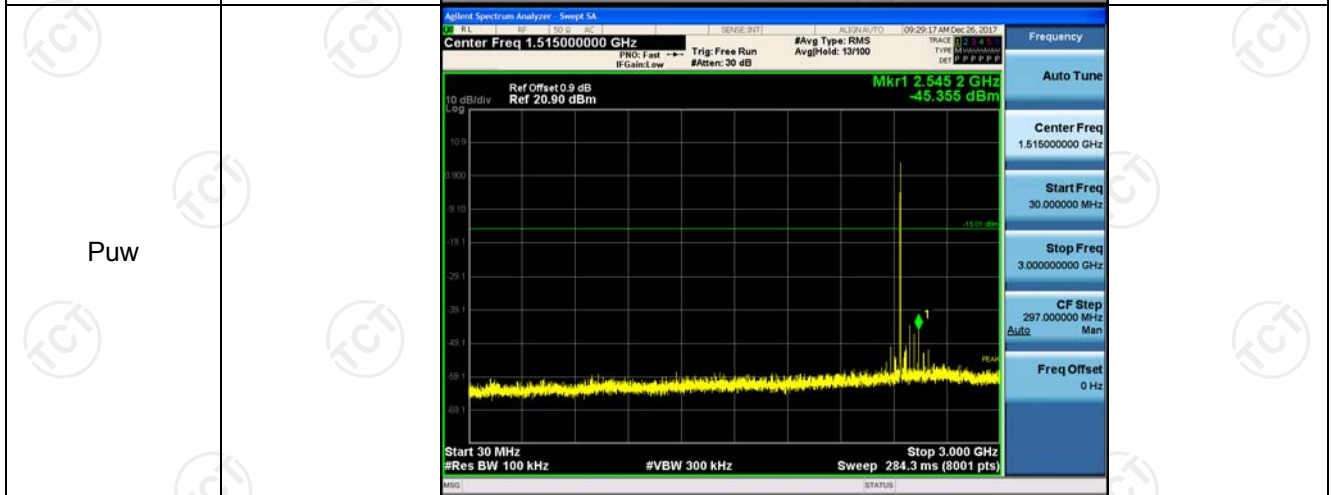
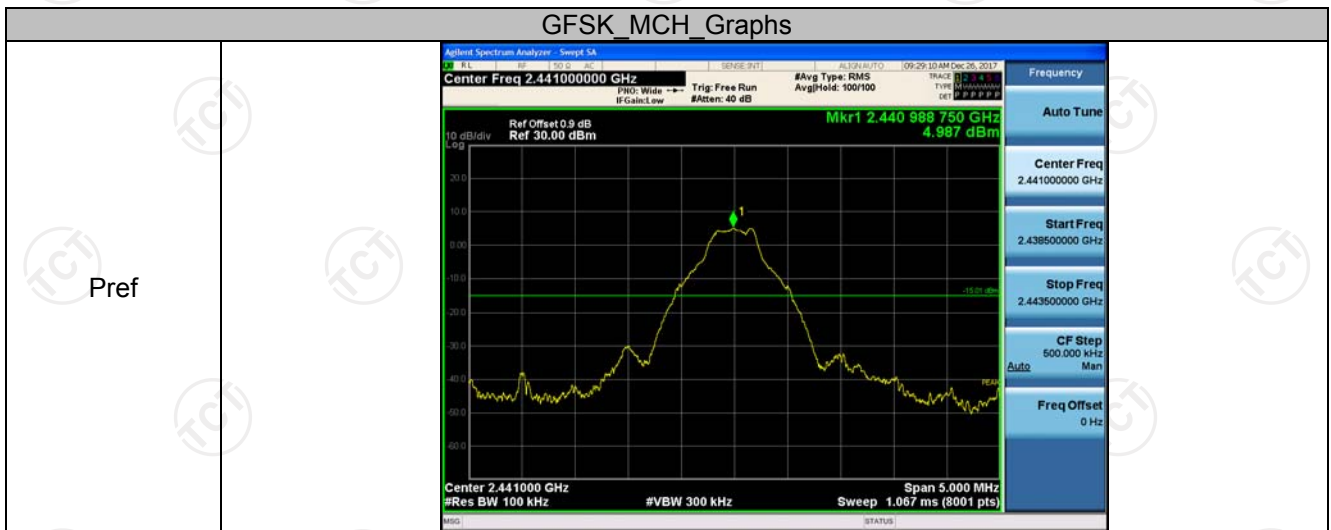
Test Graph

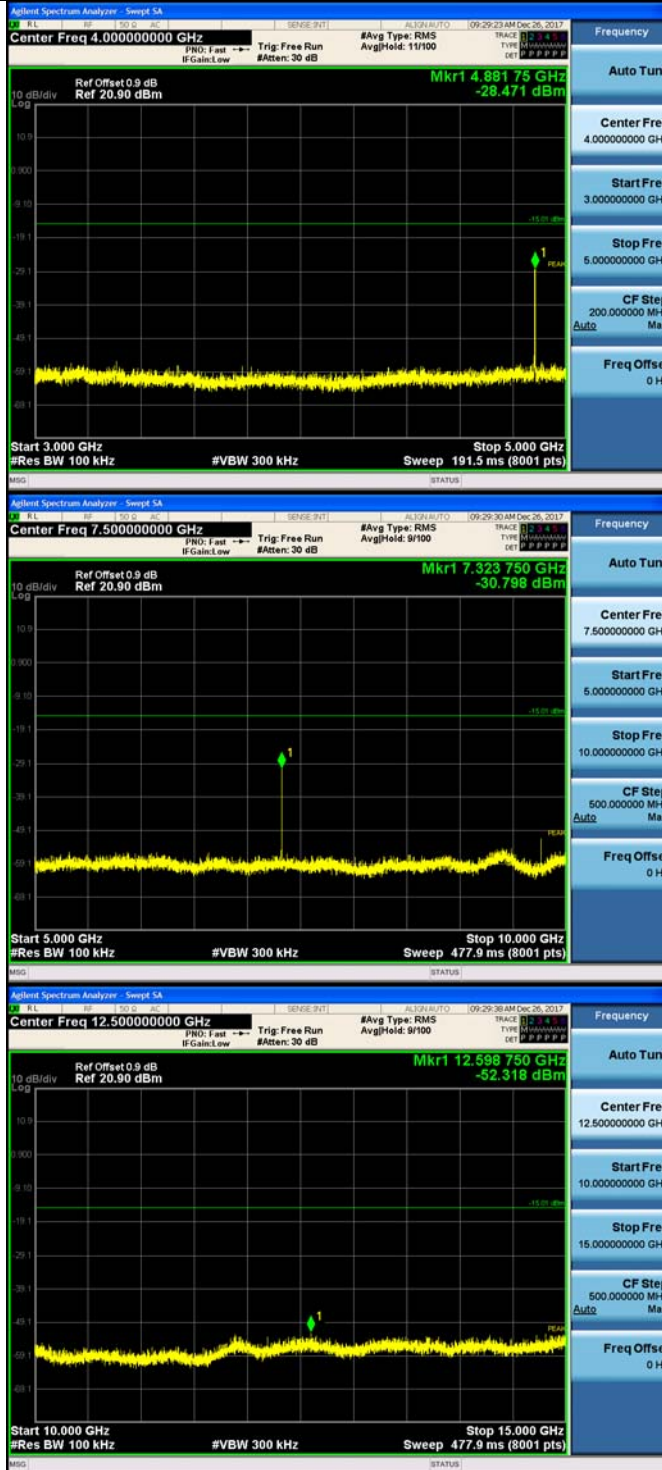


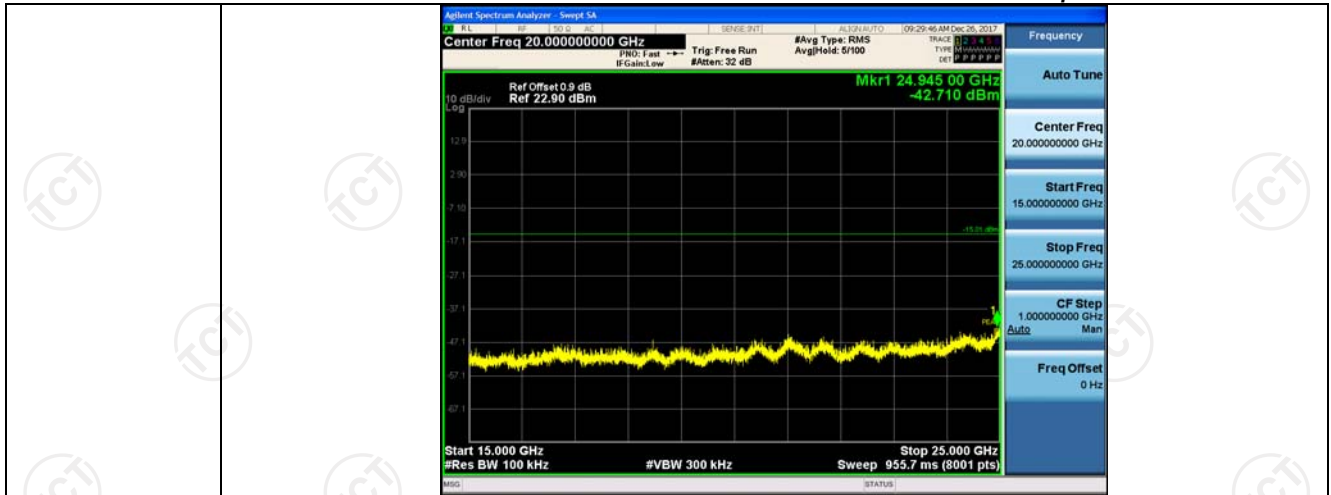




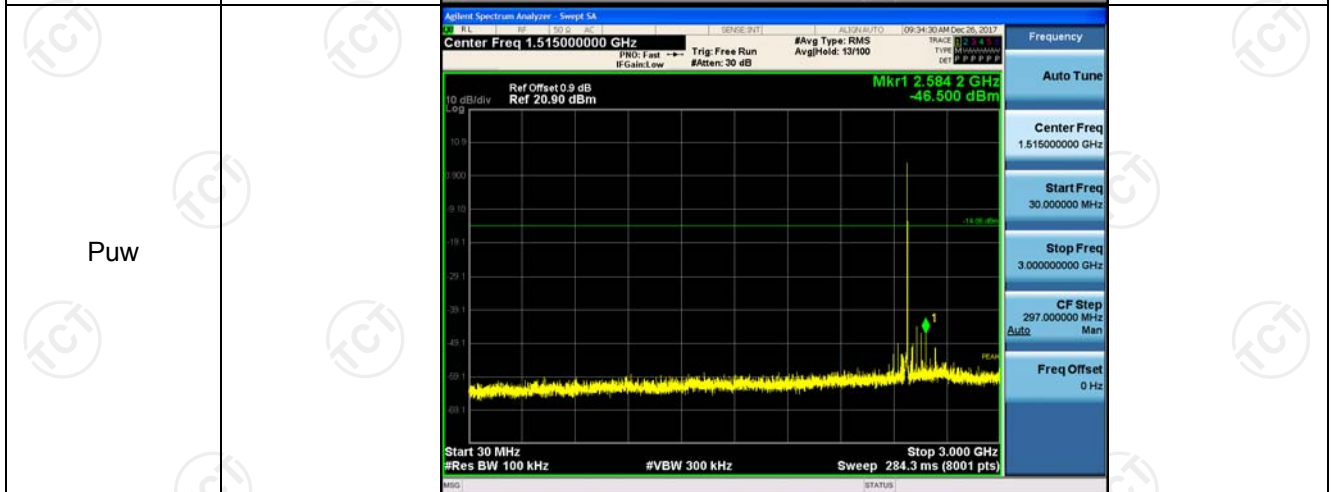
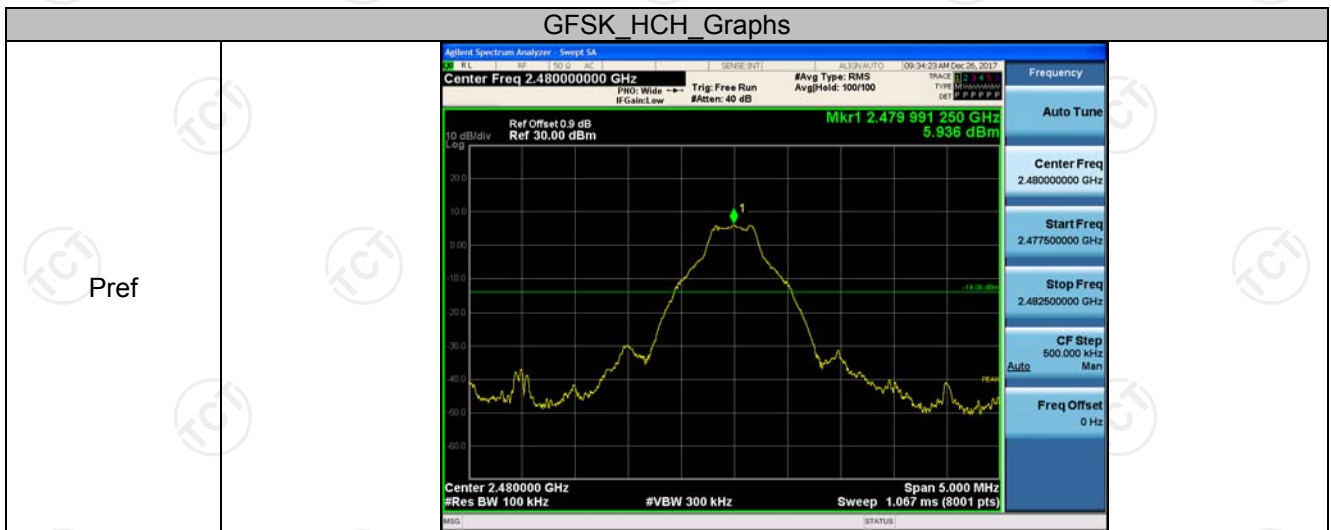
GFSK MCH Graphs

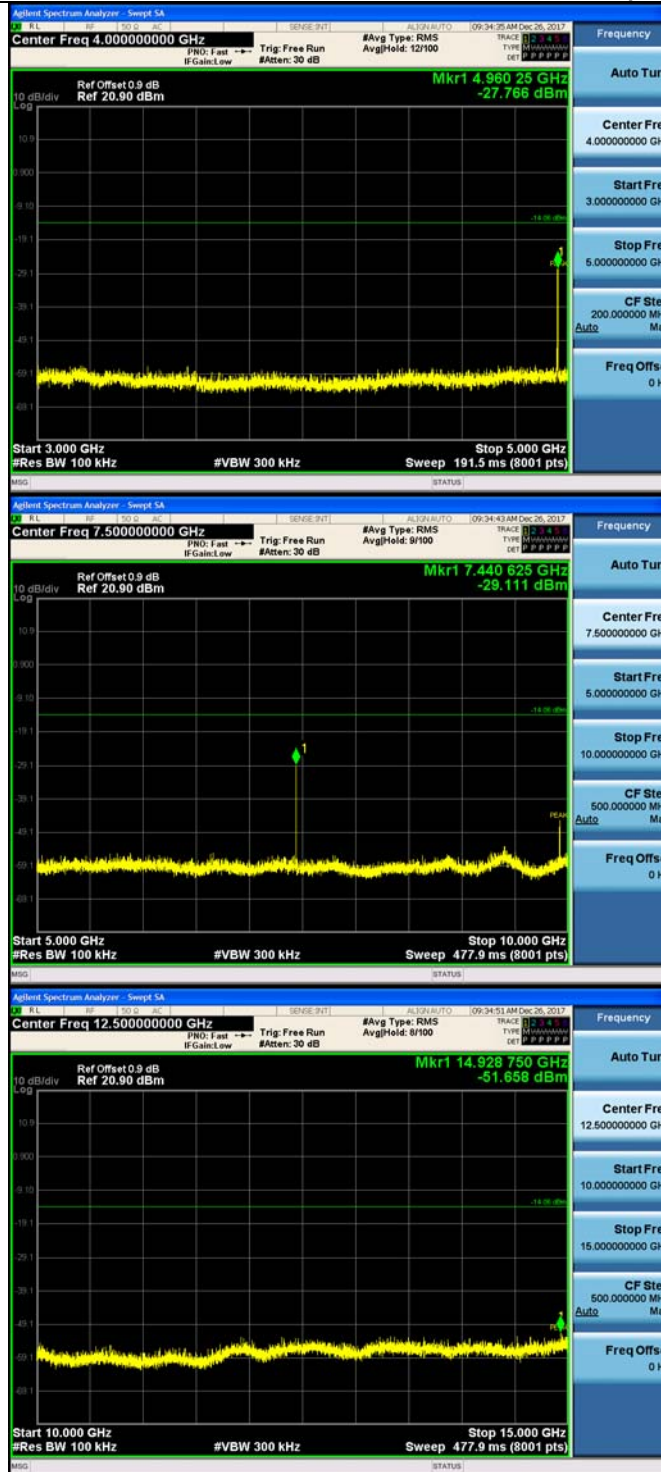


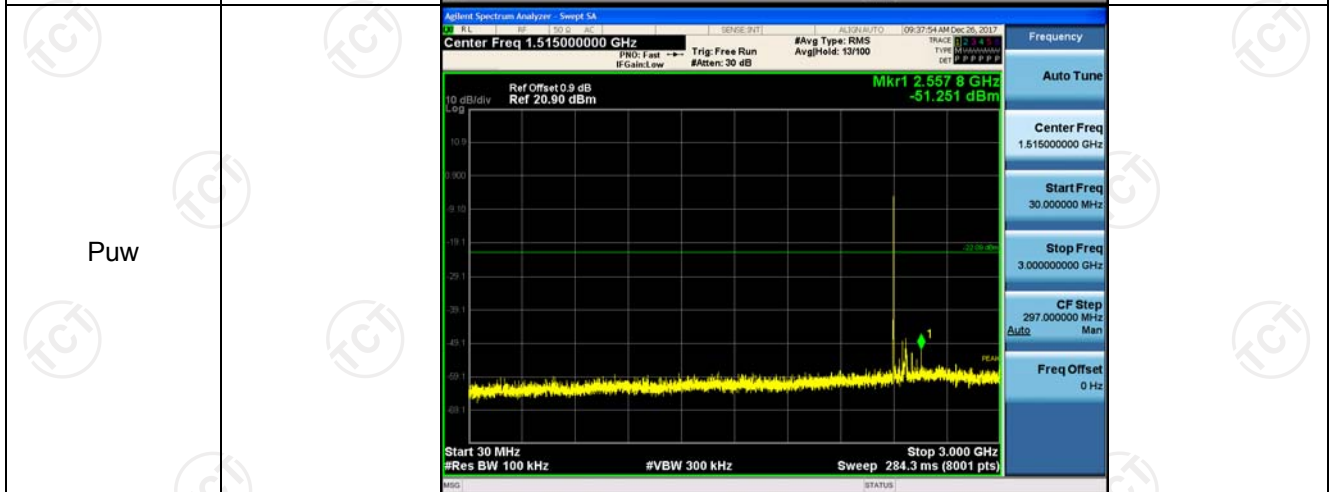
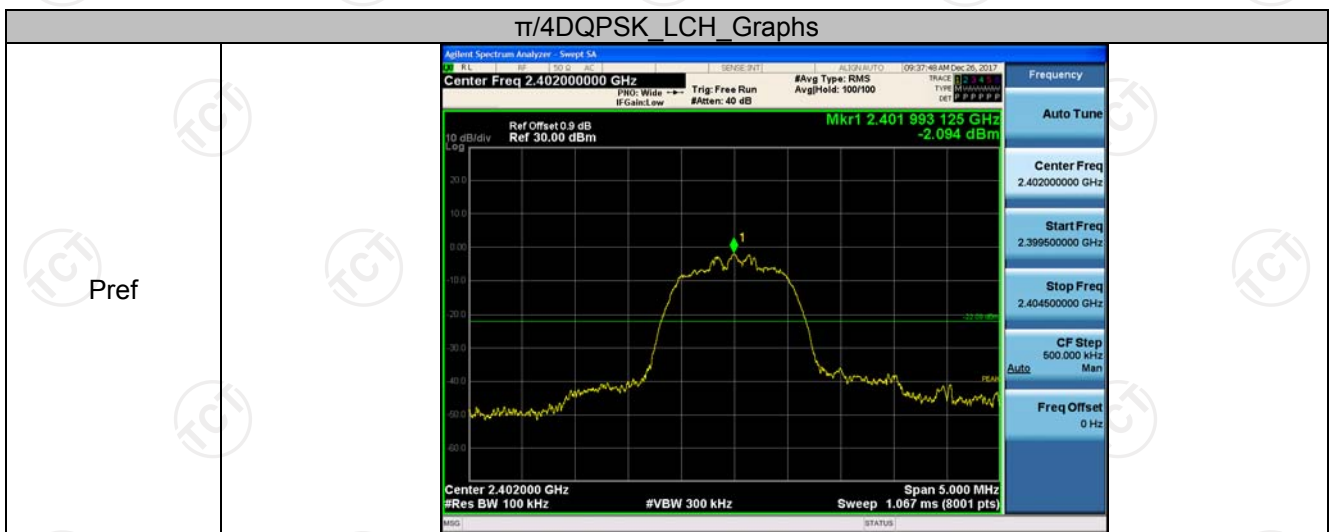
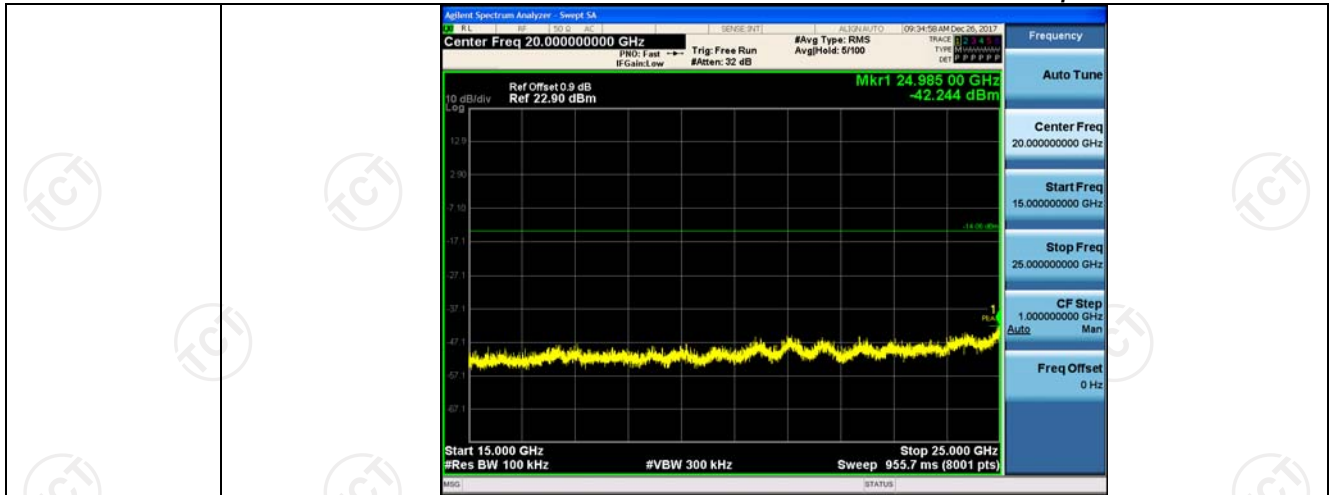


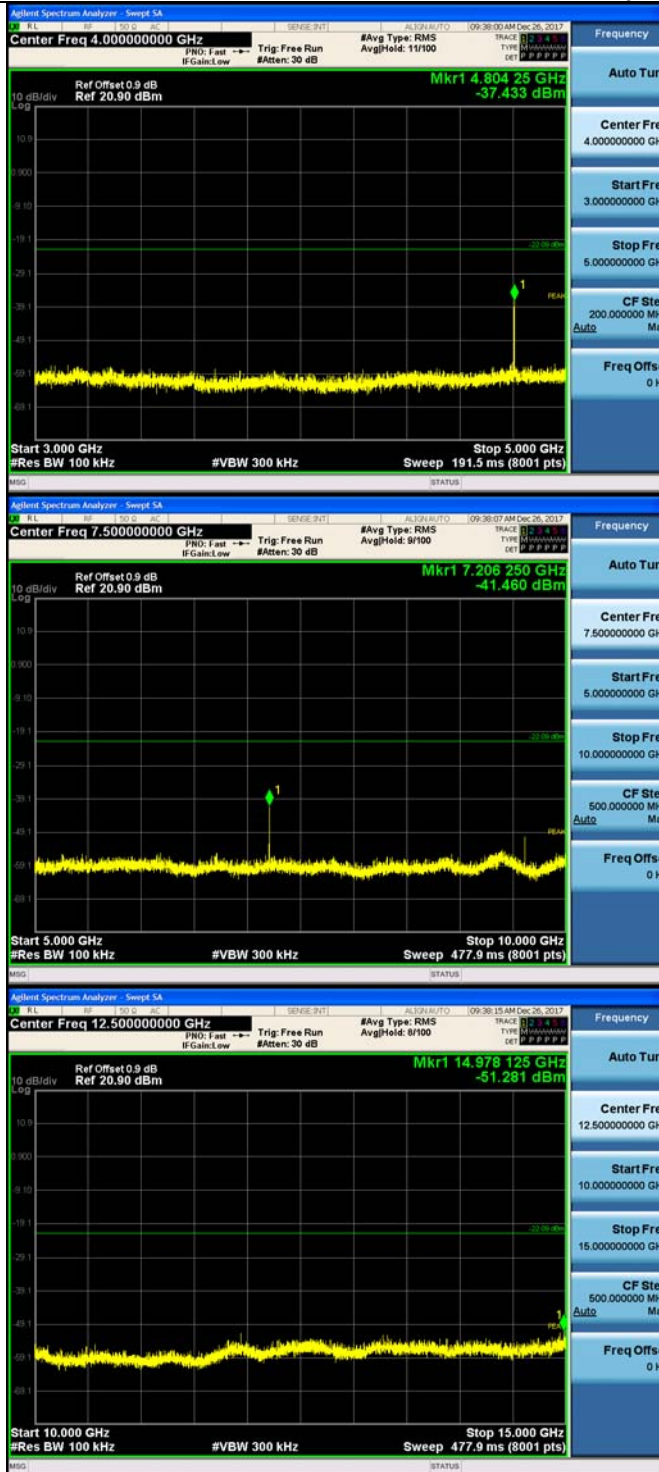


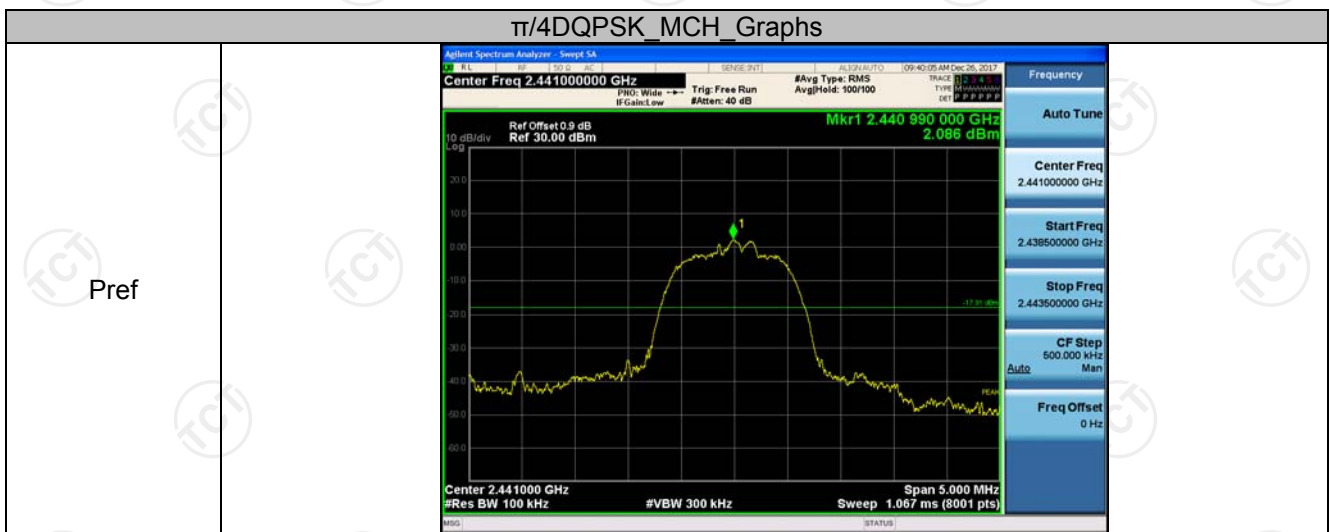
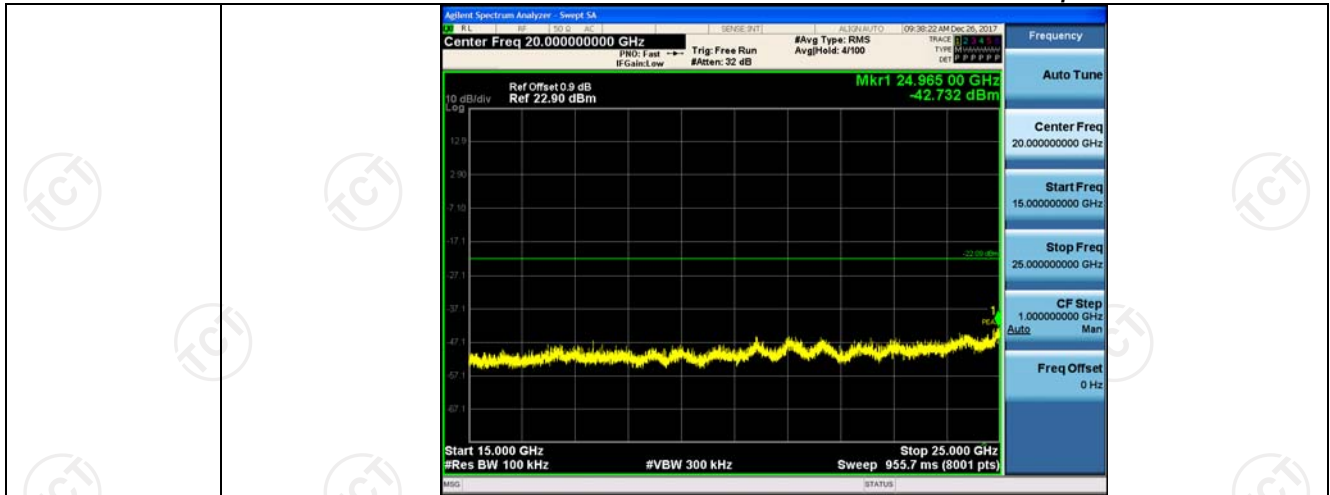
GFSK HCH Graphs



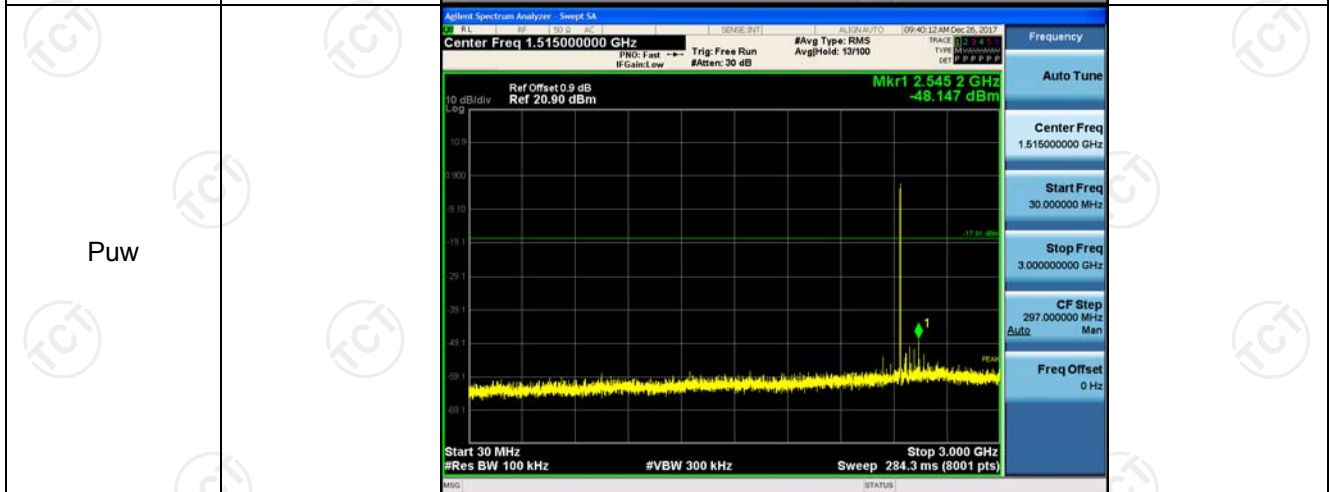




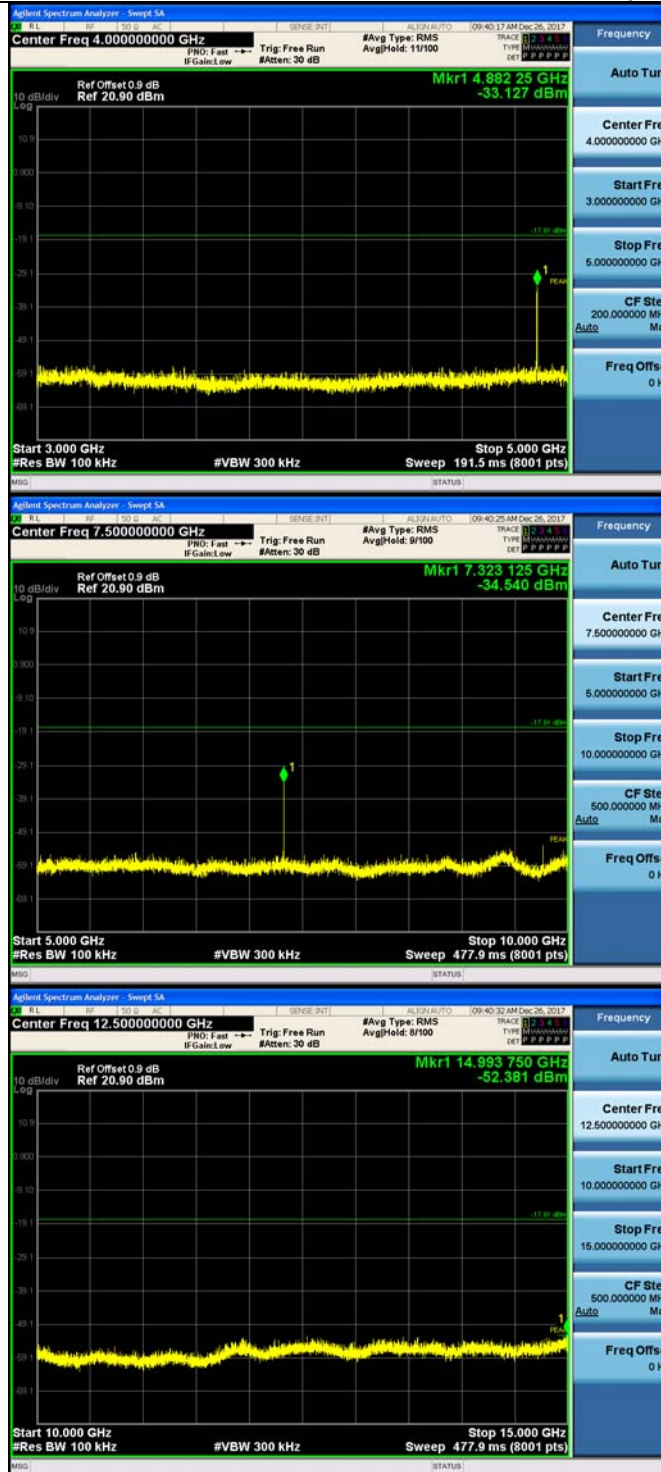


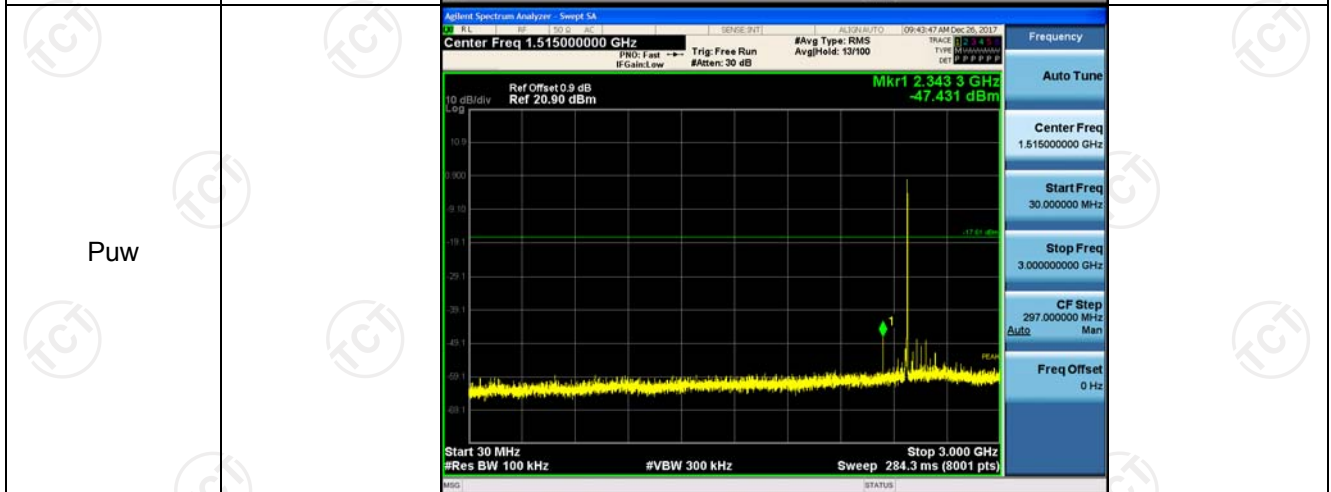
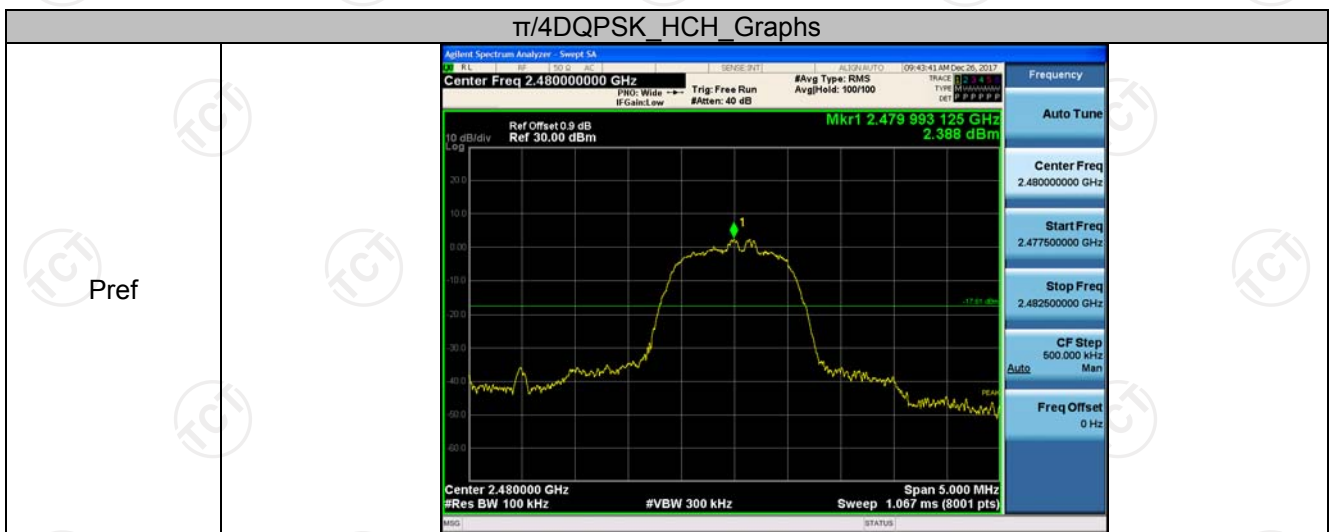
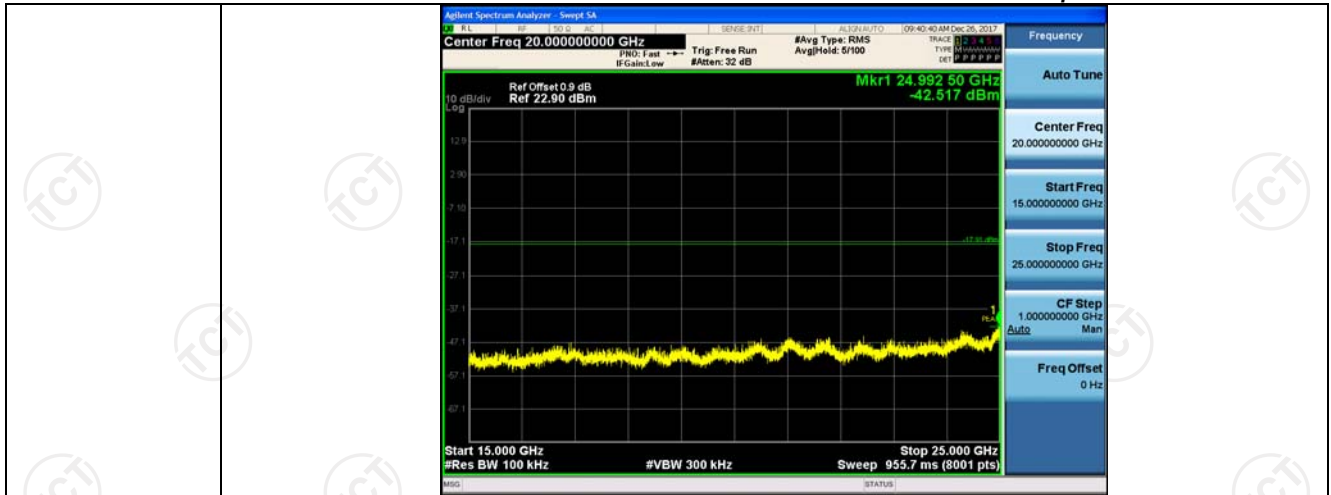


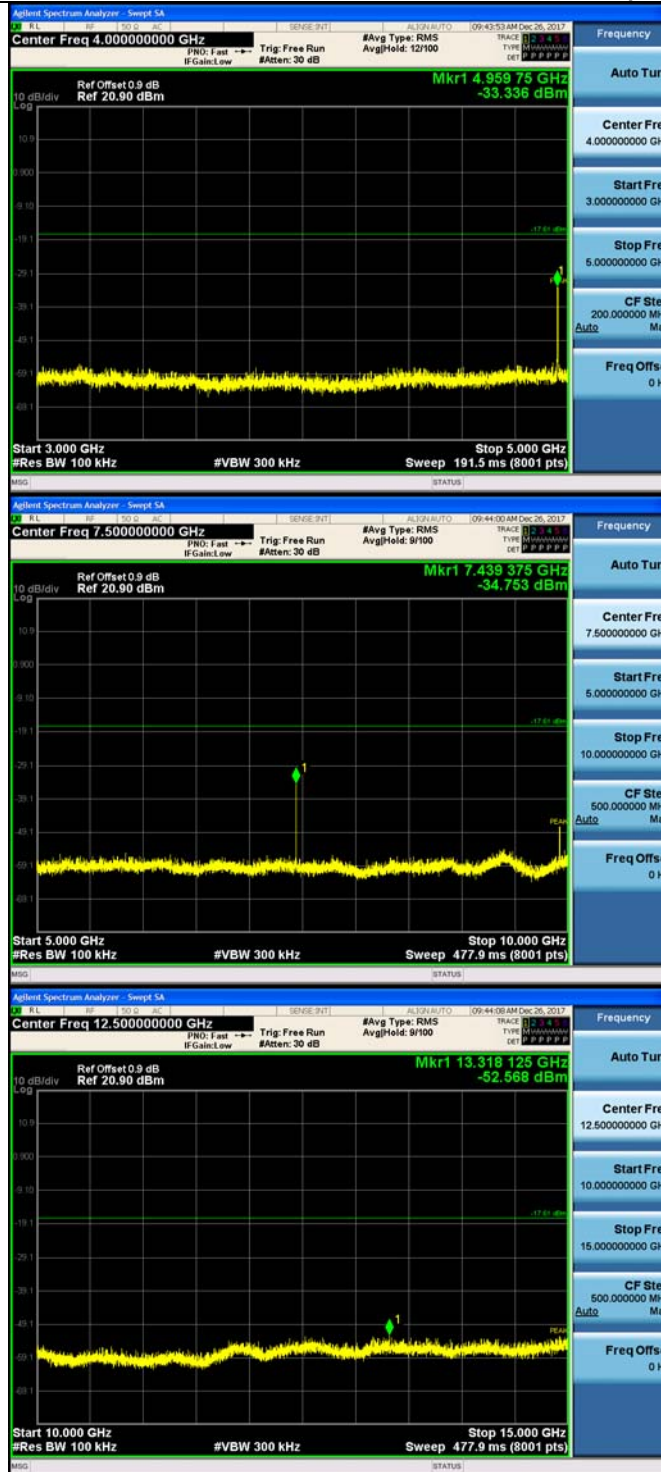
Pref

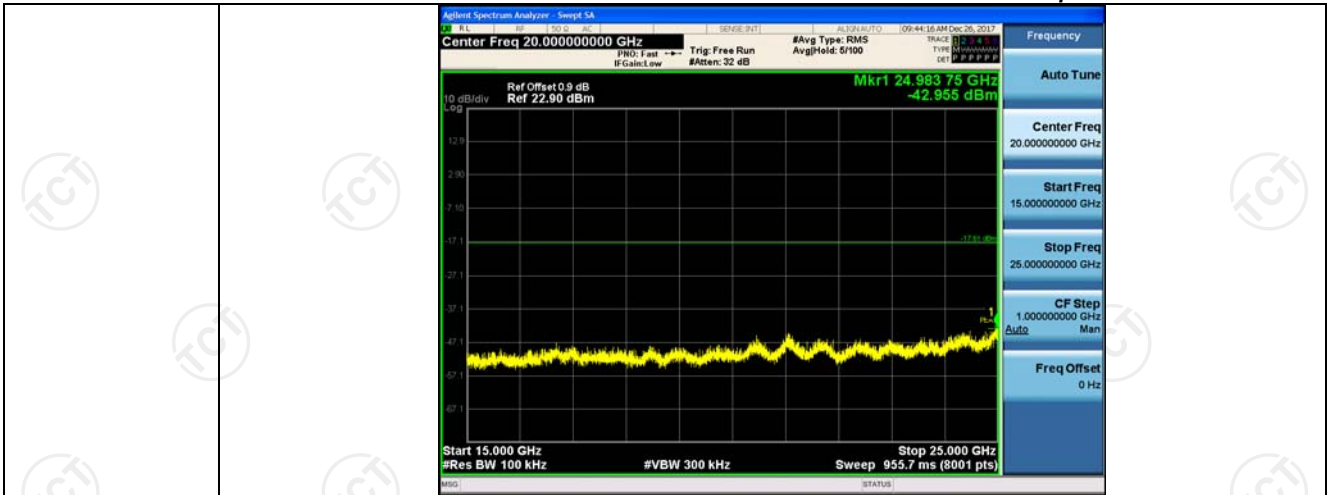


Puw

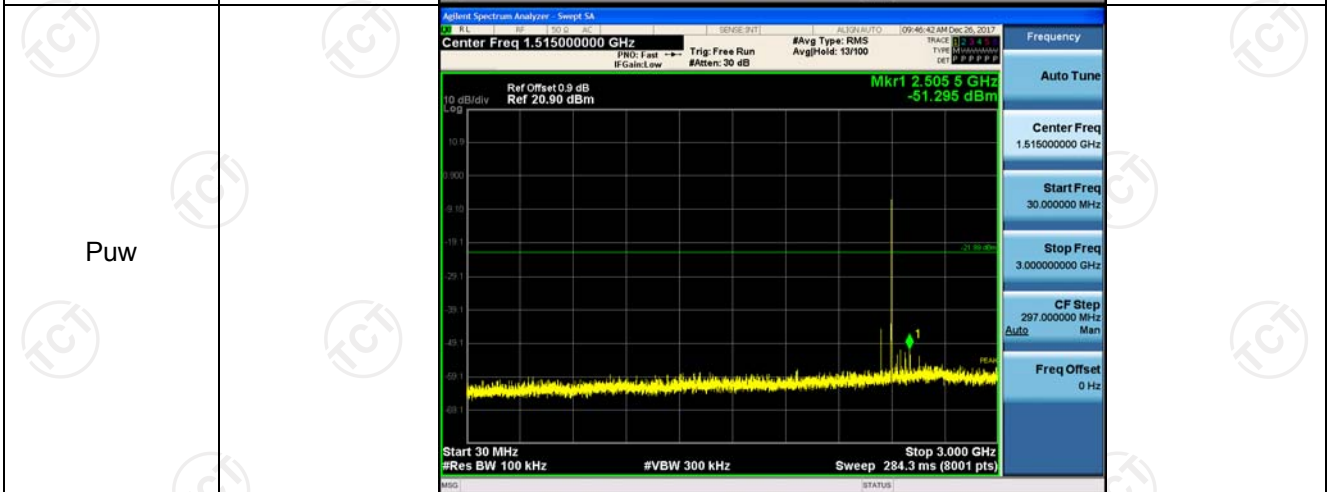
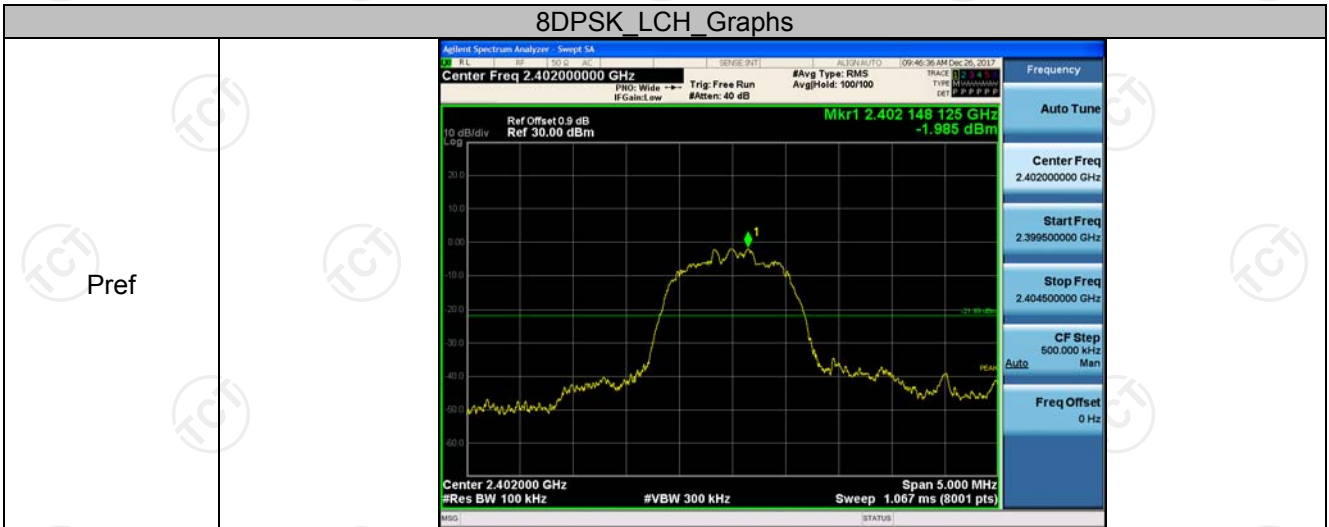


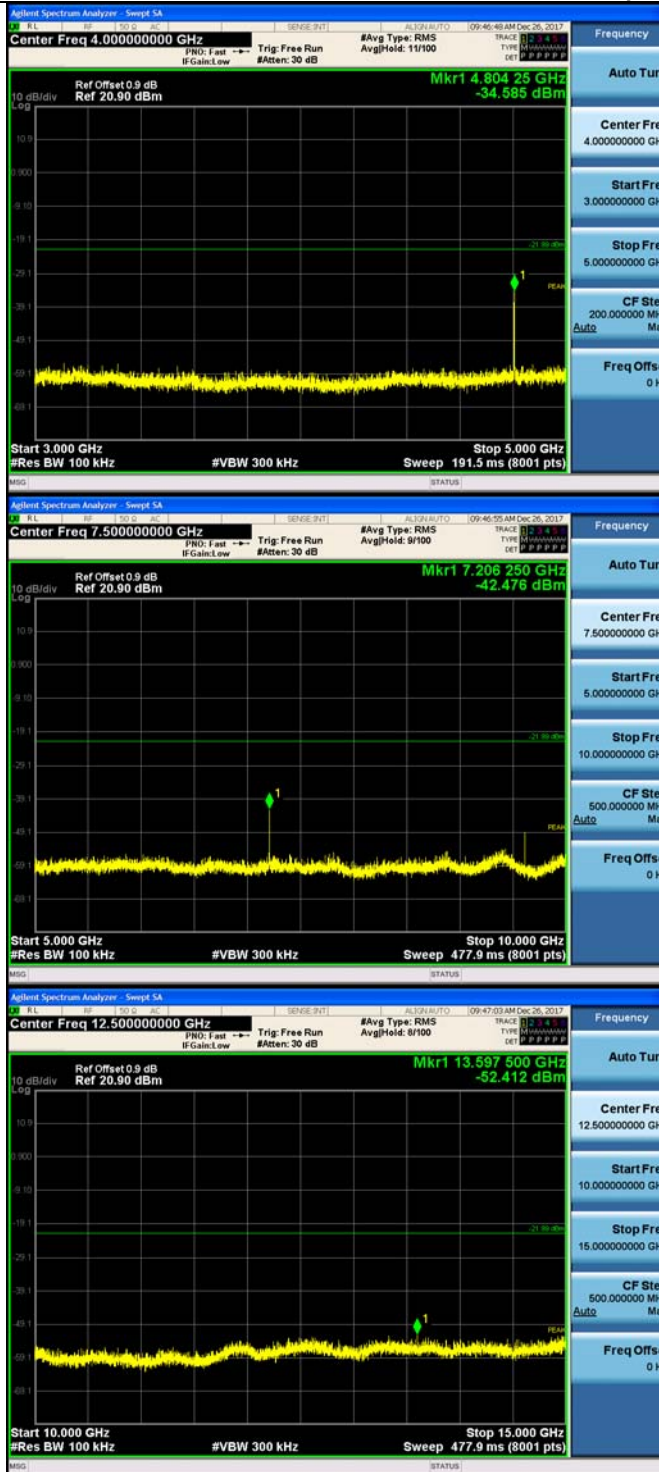


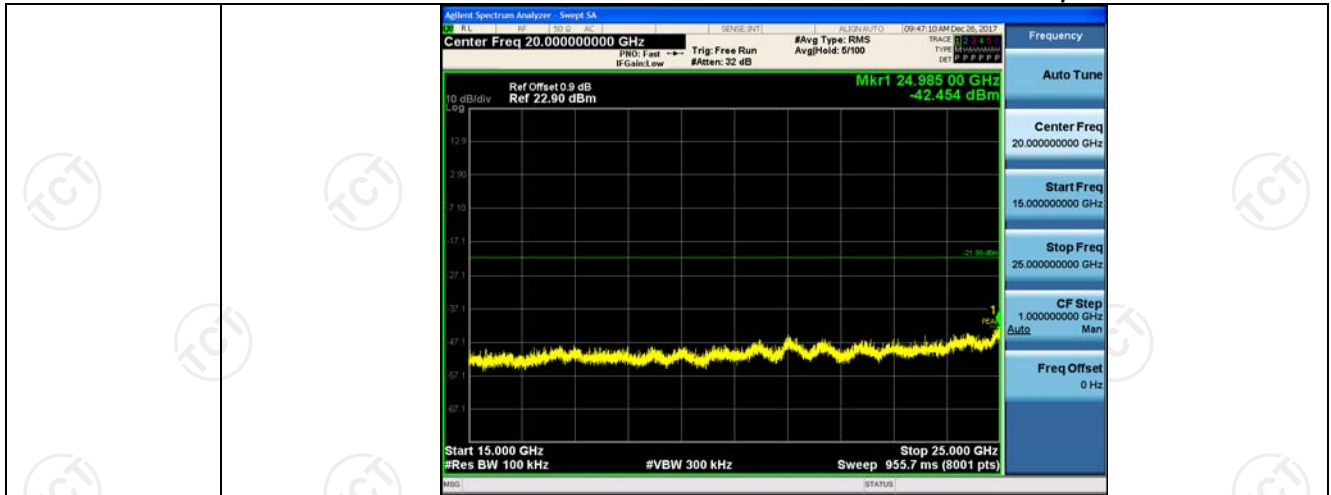




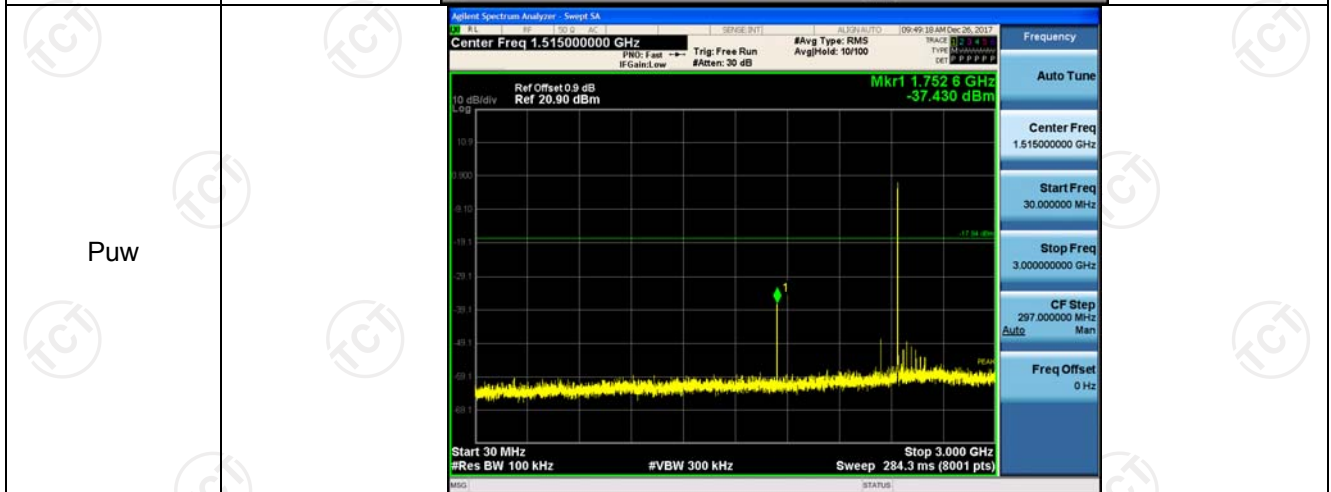
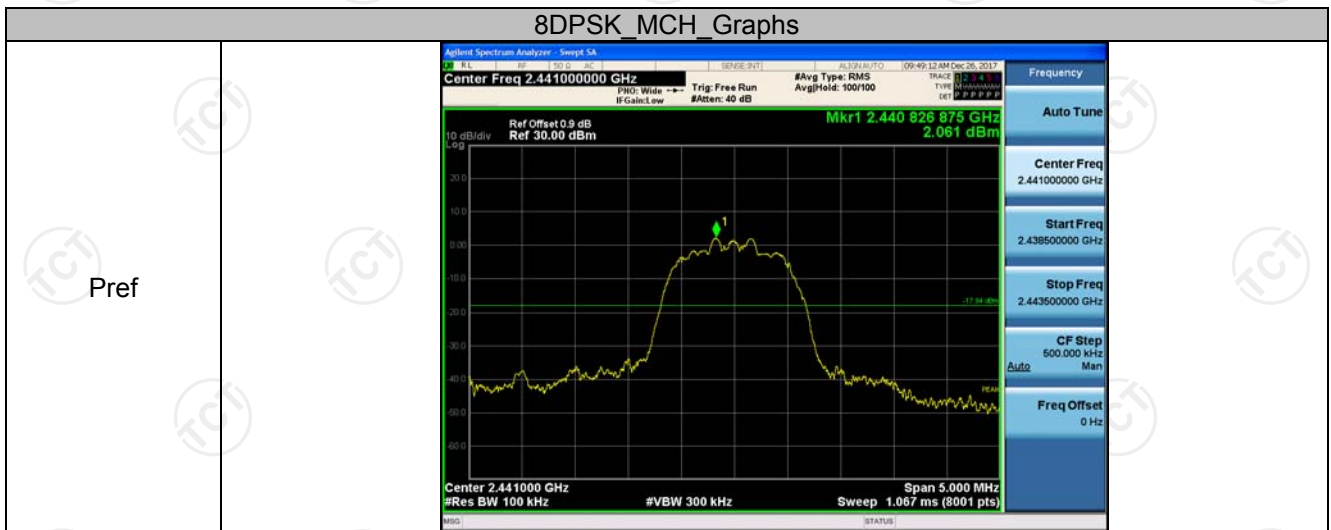
8DPSK LCH Graphs

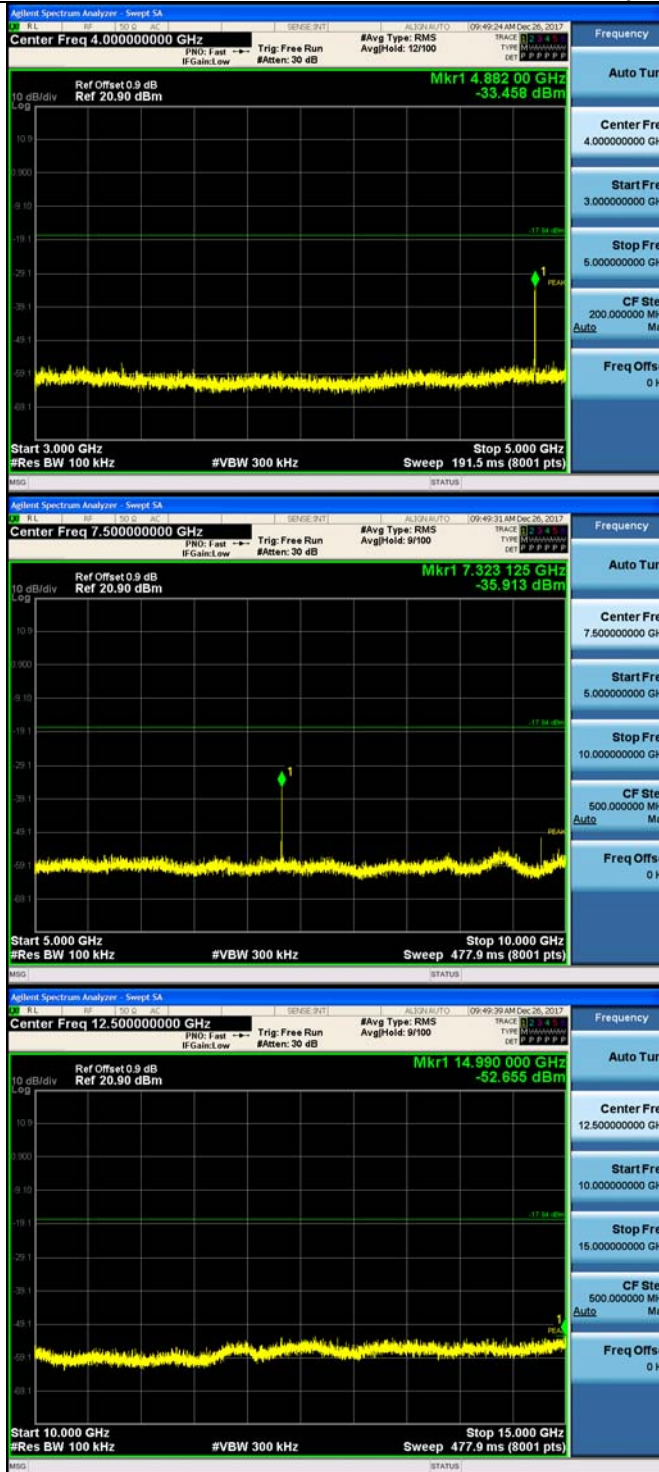


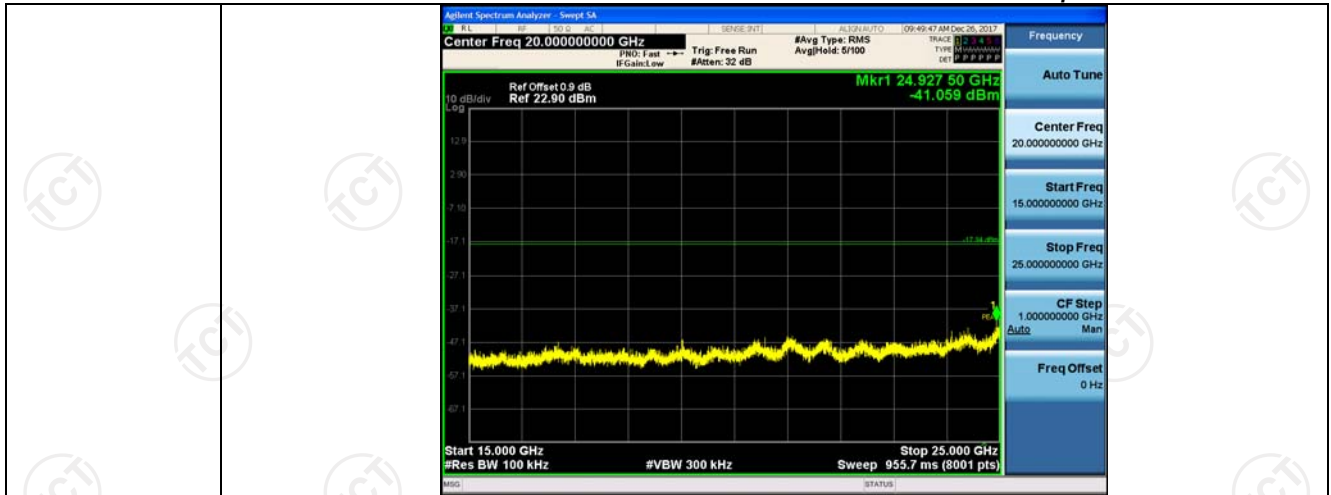




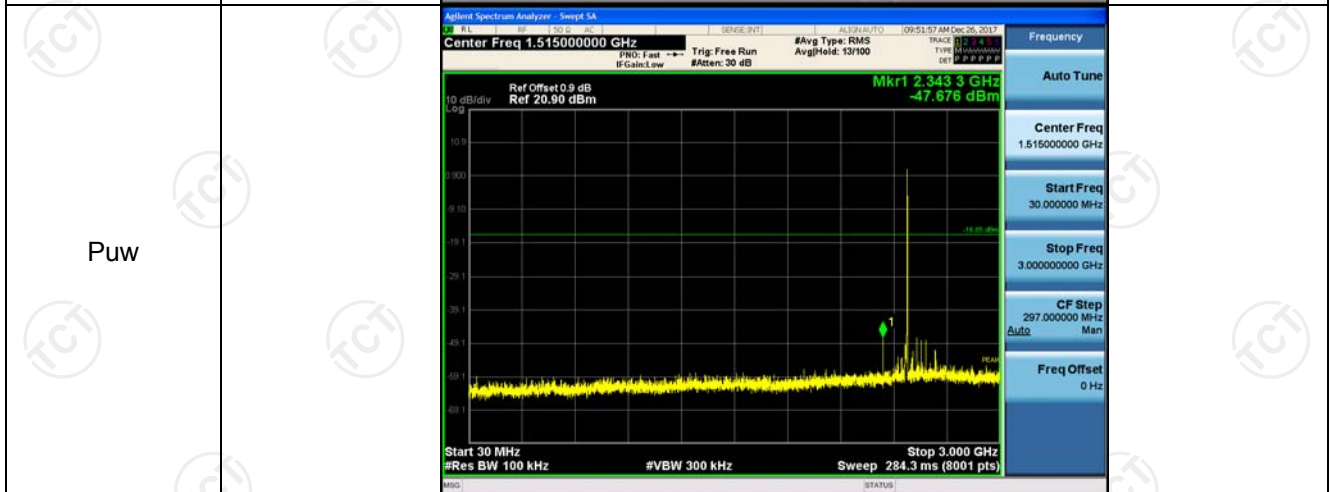
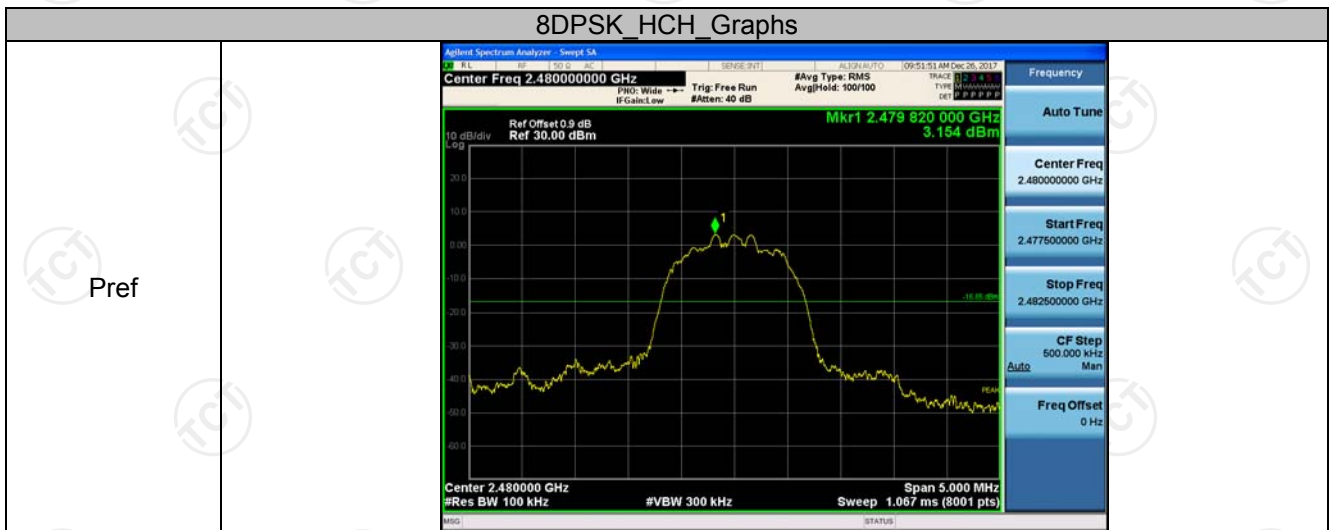
8DPSK MCH Graphs

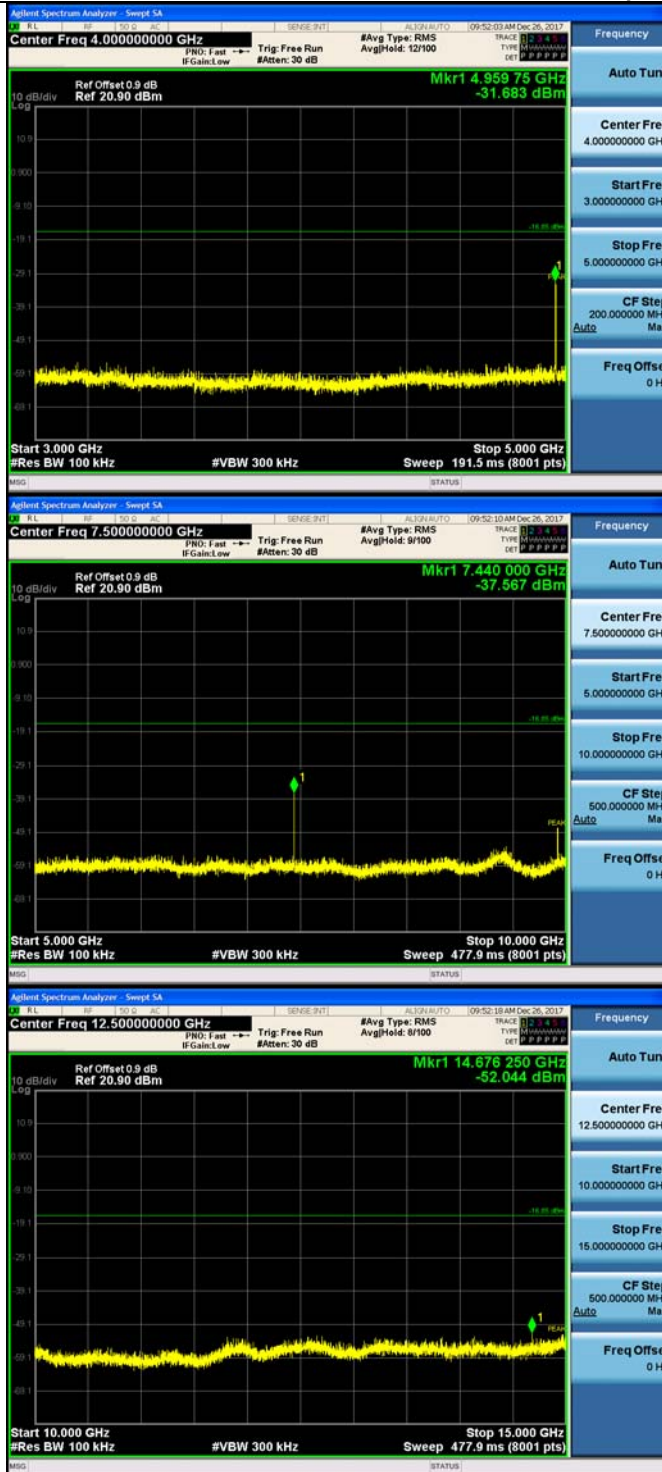


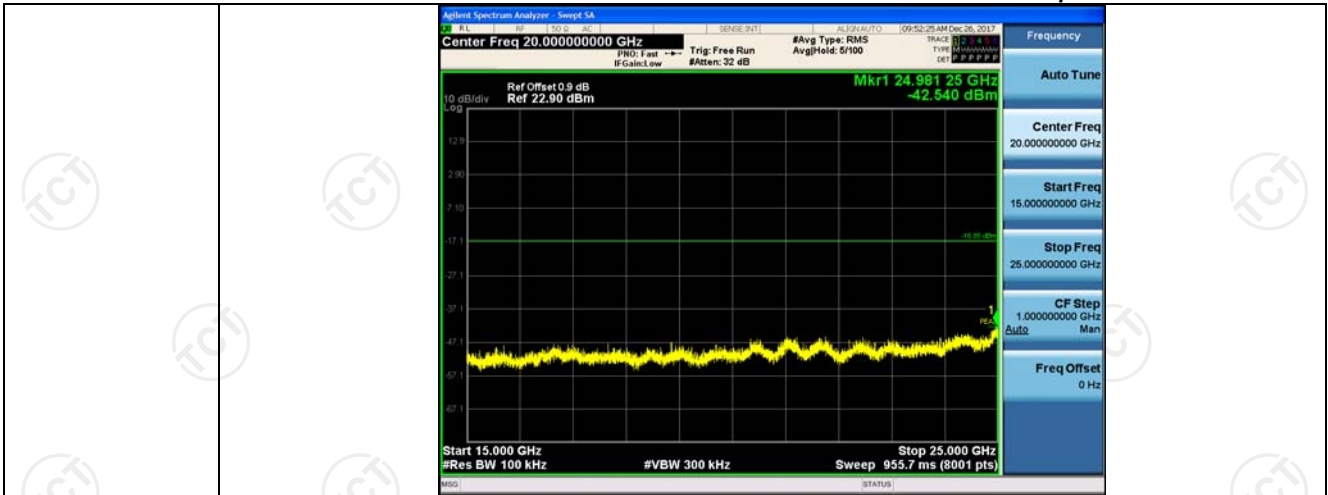




8DPSK HCH Graphs









Appendix B: Photographs of Test Setup

Product: Wireless Headphone

Model: S2


Radiated Emission



CE



**Appendix C: Photographs of EUT
Product: Wireless Headphone
Model: S2
External Photos**







Product: Wireless Headphone
Model: S2
Internal Photos





