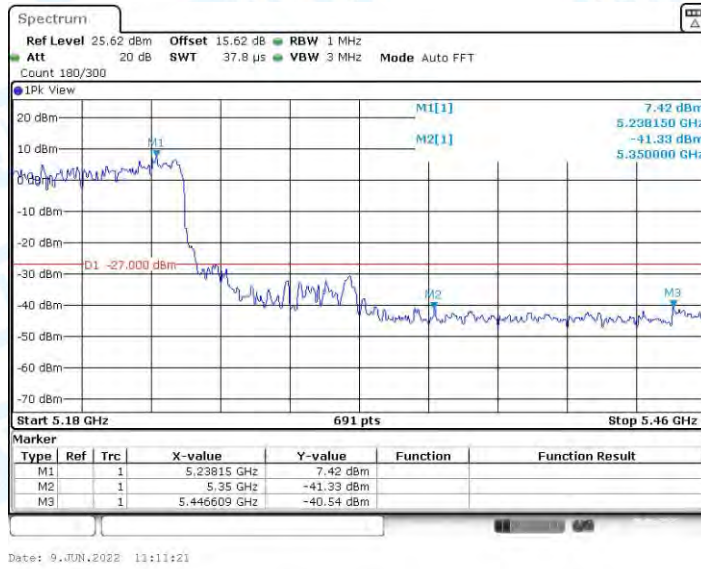
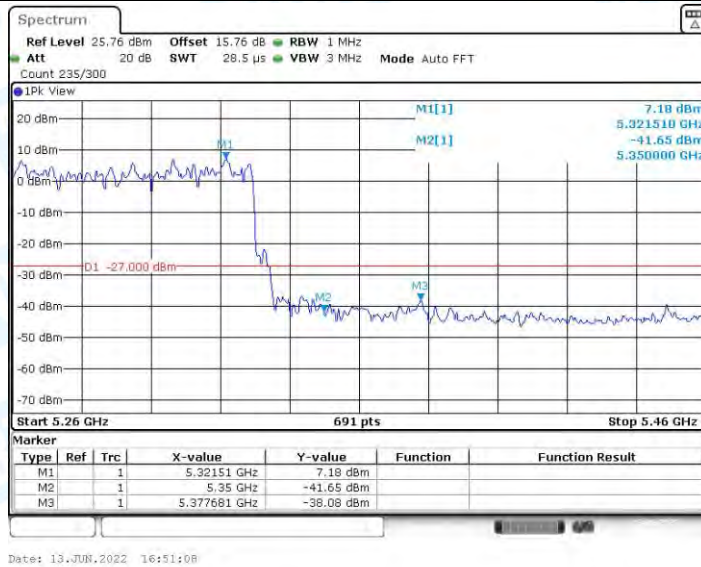


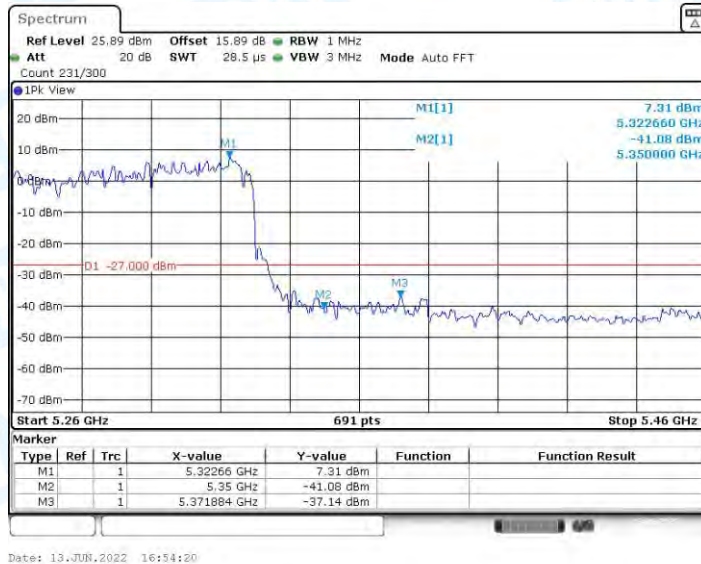
11AX80MIMO_Ant1_High_5210



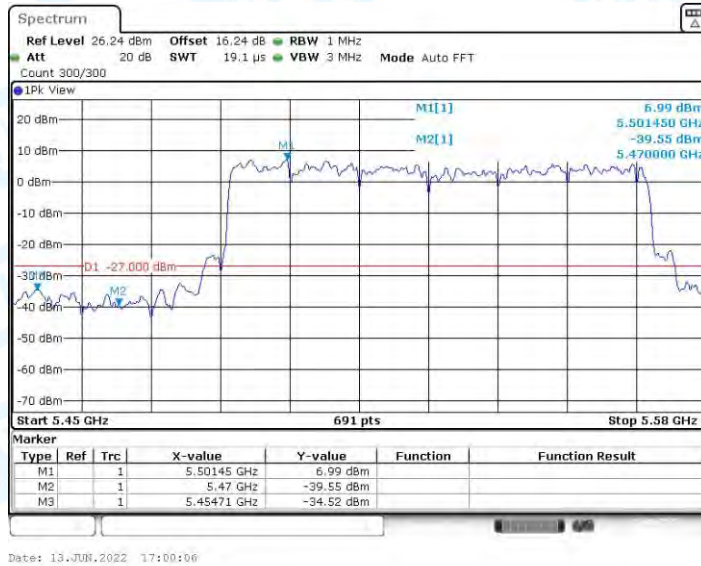
11AX80MIMO_Ant2_High_5210



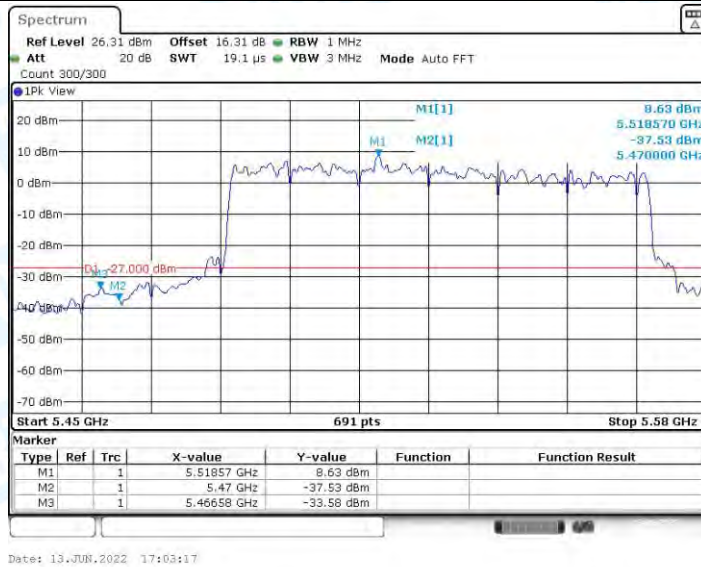
11AX80MIMO_Ant1_High_5290



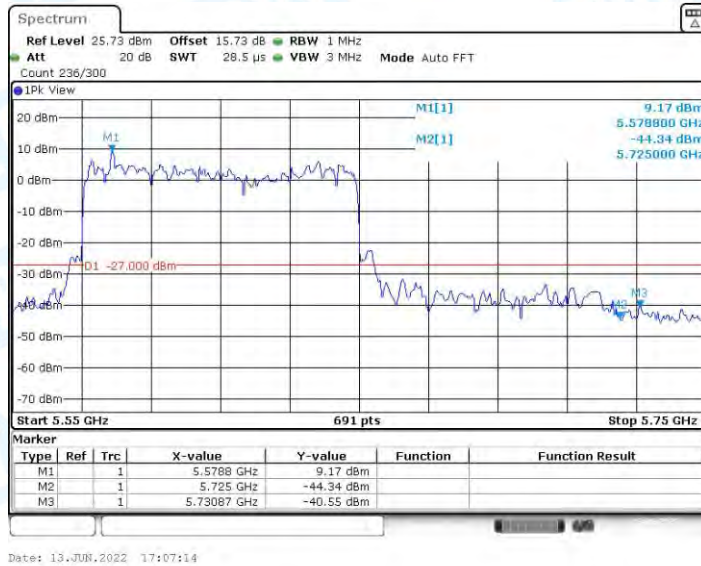
11AX80MIMO_Ant2_High_5290



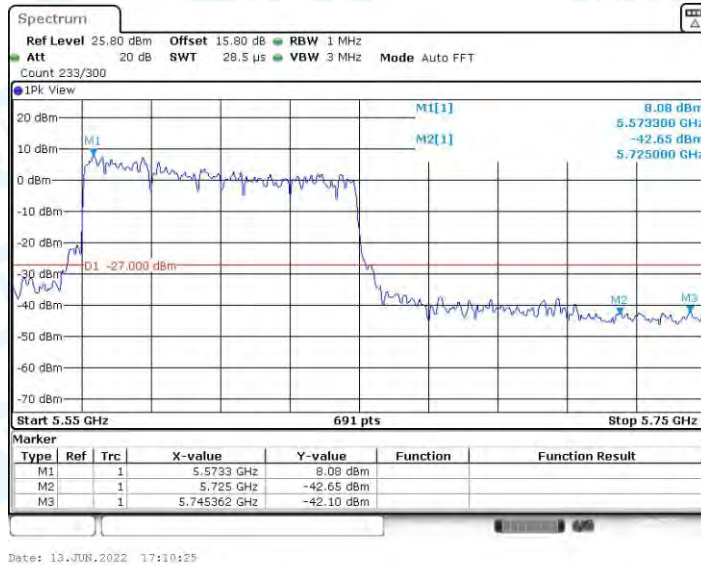
11AX80MIMO_Ant1_Low_5530



11AX80MIMO_Ant2_Low_5530



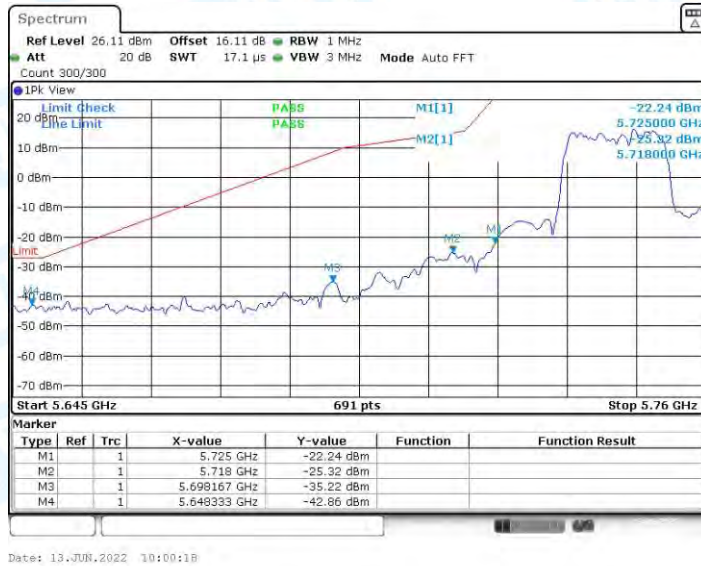
11AX80MIMO_Ant1_High_5610



11AX80MIMO_Ant2_High_5610



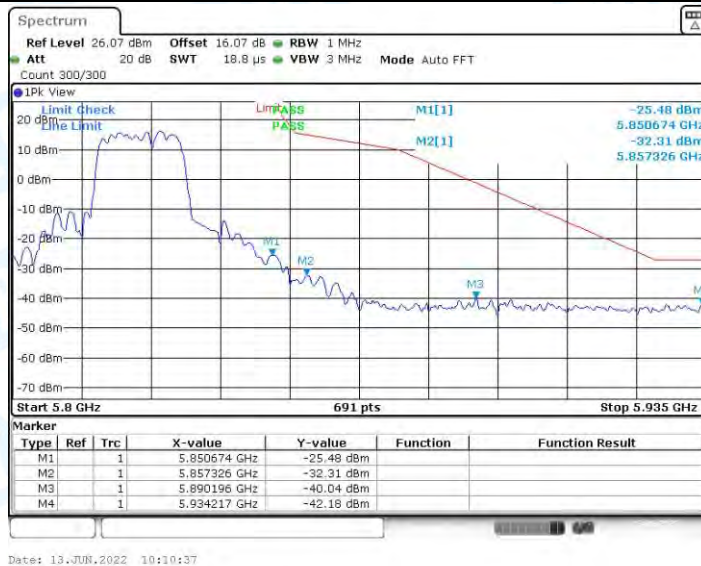
11A_Ant1_Low_5745



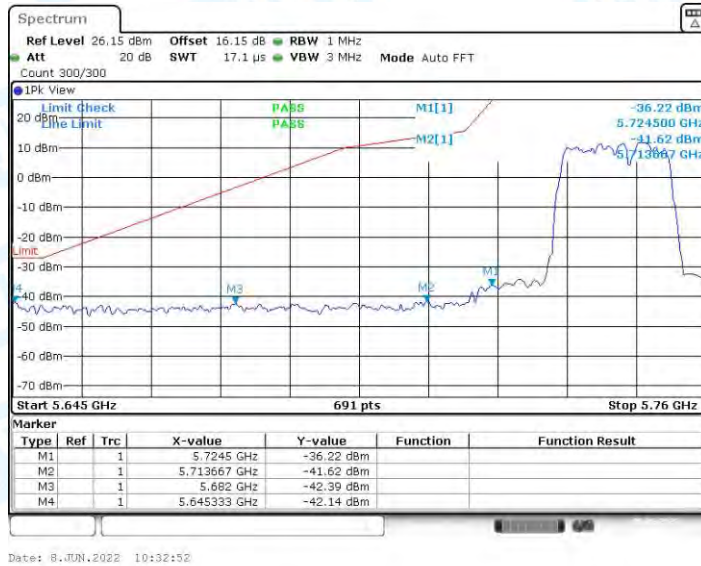
11A_Ant2_Low_5745



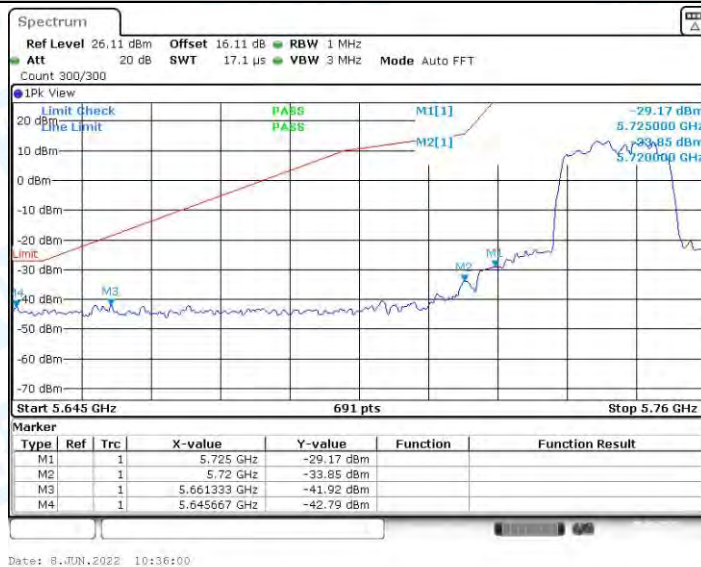
11A_Ant1_High_5825



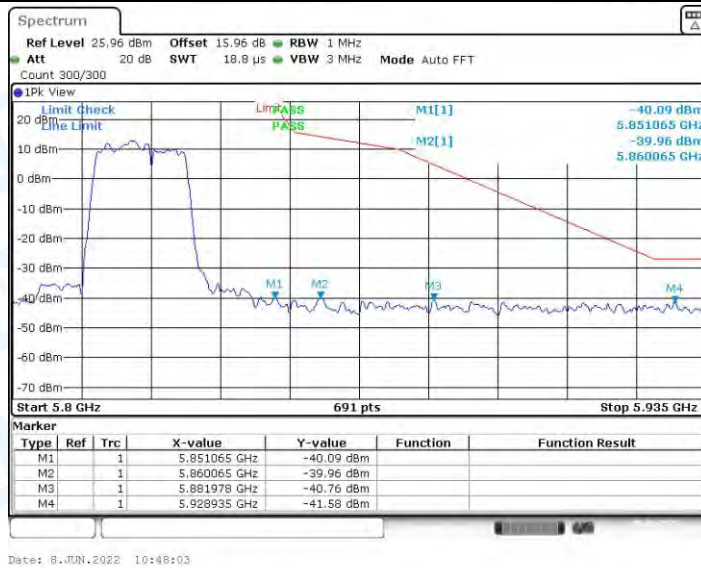
11A_Ant2_High_5825



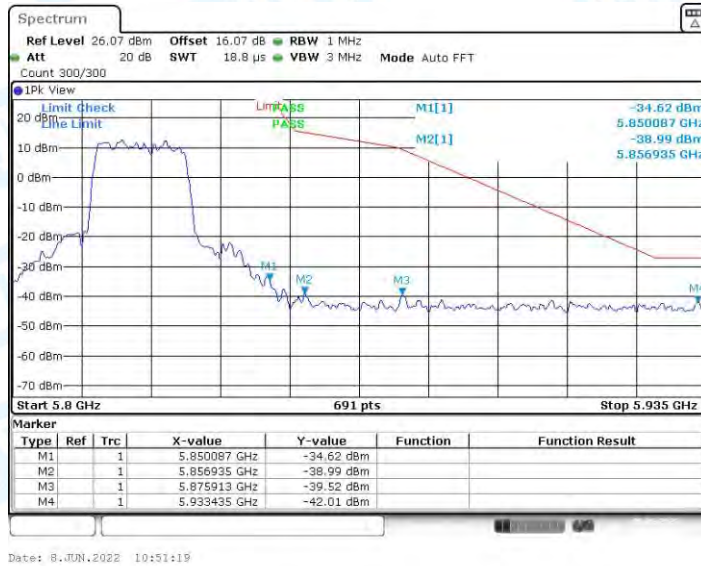
11N20MIMO_Ant1_Low_5745



11N20MIMO_Ant2_Low_5745



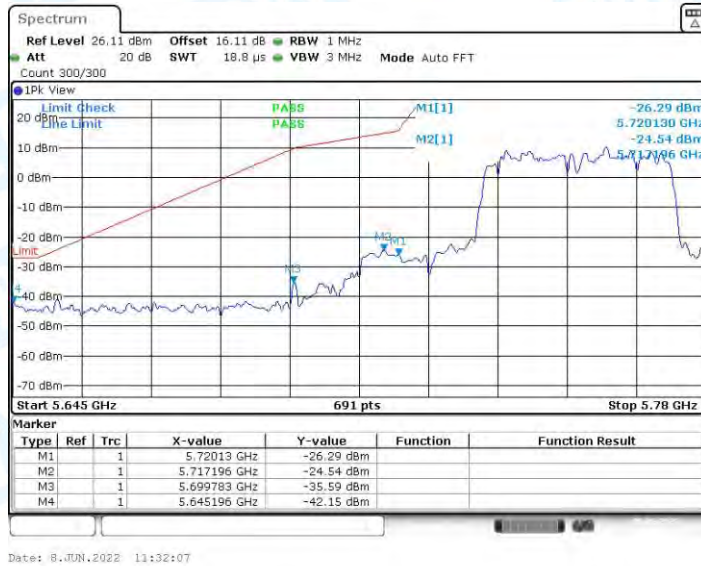
11N20MIMO_Ant1_High_5825



11N20MIMO_Ant2_High_5825



11N40MIMO_Ant1_Low_5755



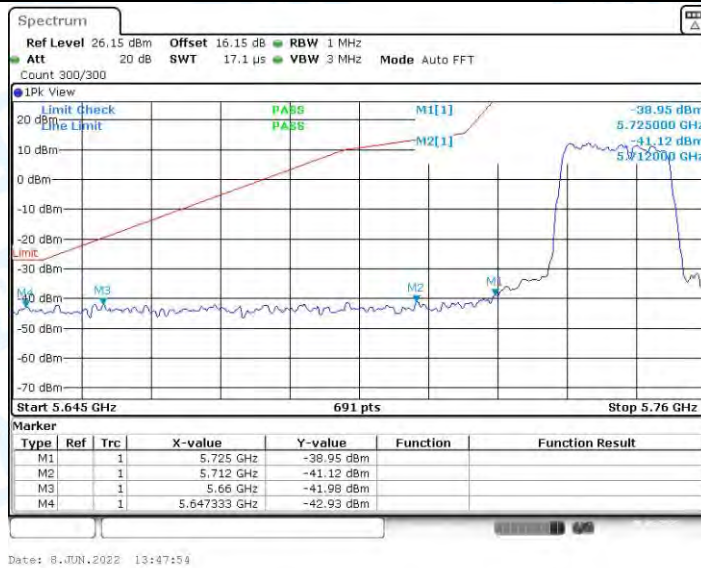
11N40MIMO_Ant2_Low_5755



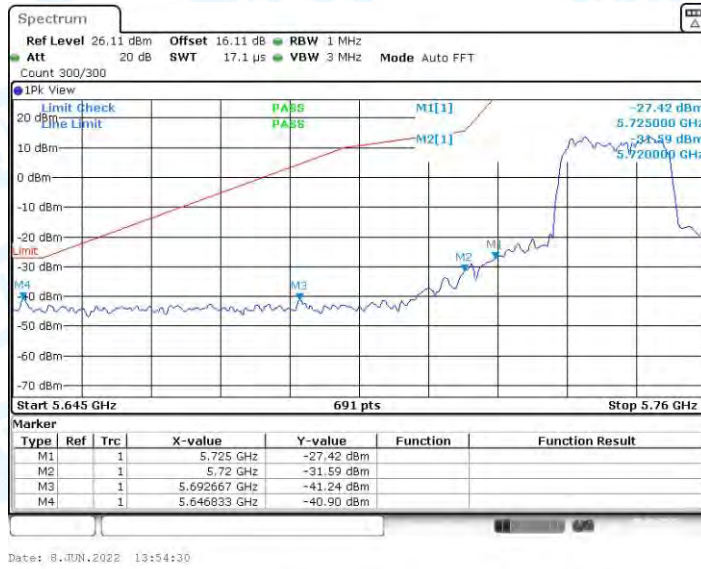
11N40MIMO_Ant1_High_5795



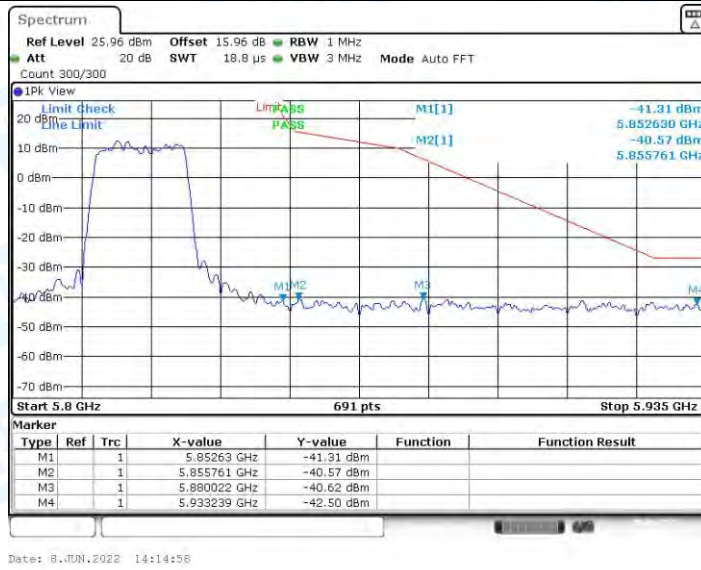
11N40MIMO_Ant2_High_5795



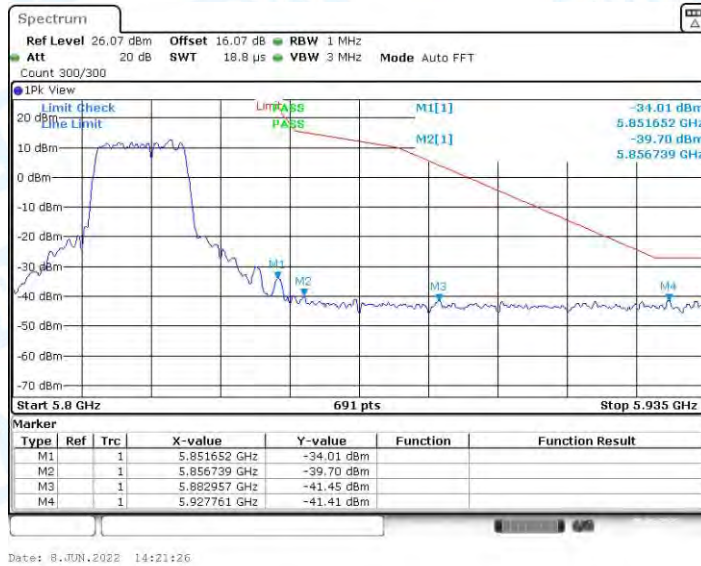
11AC20MIMO_Ant1_Low_5745



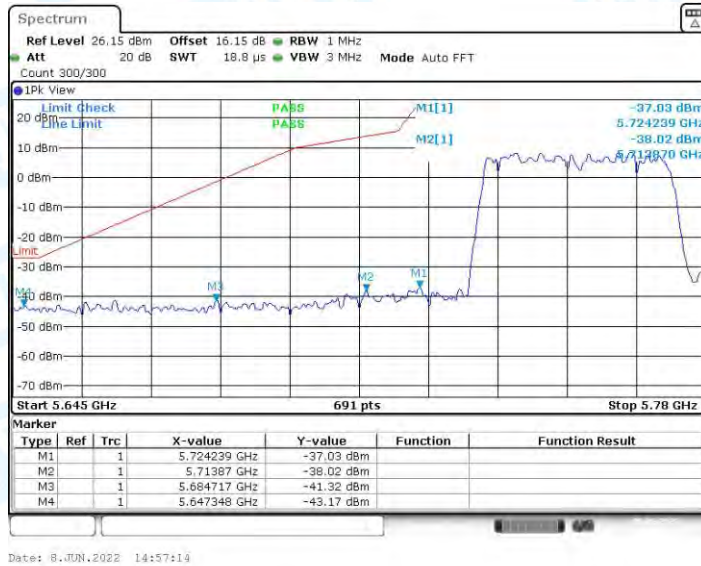
11AC20MIMO_Ant2_Low_5745



11AC20MIMO_Ant1_High_5825



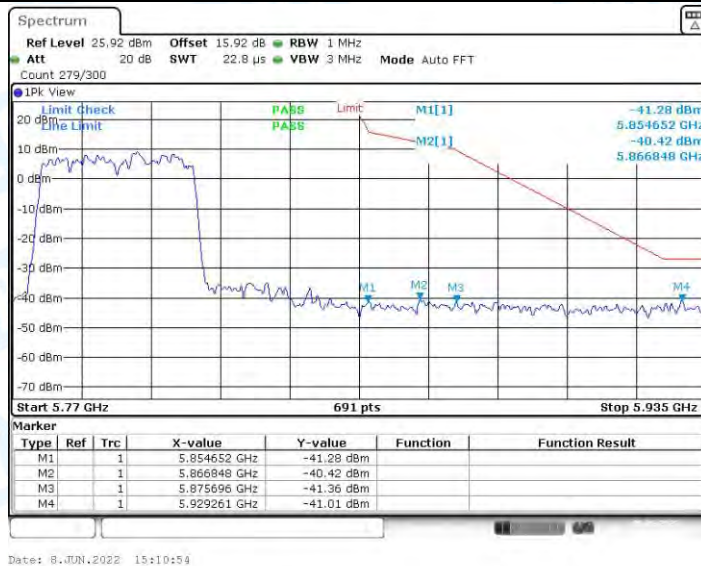
11AC20MIMO_Ant2_High_5825



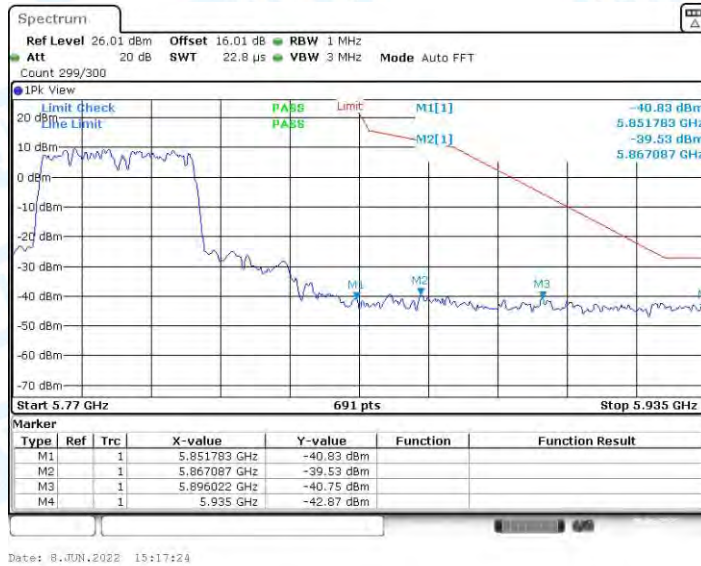
11AC40MIMO_Ant1_Low_5755



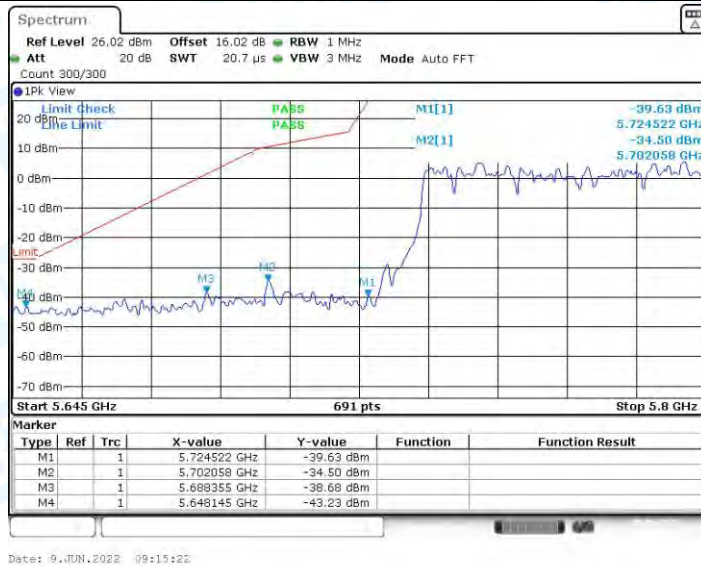
11AC40MIMO_Ant2_Low_5755



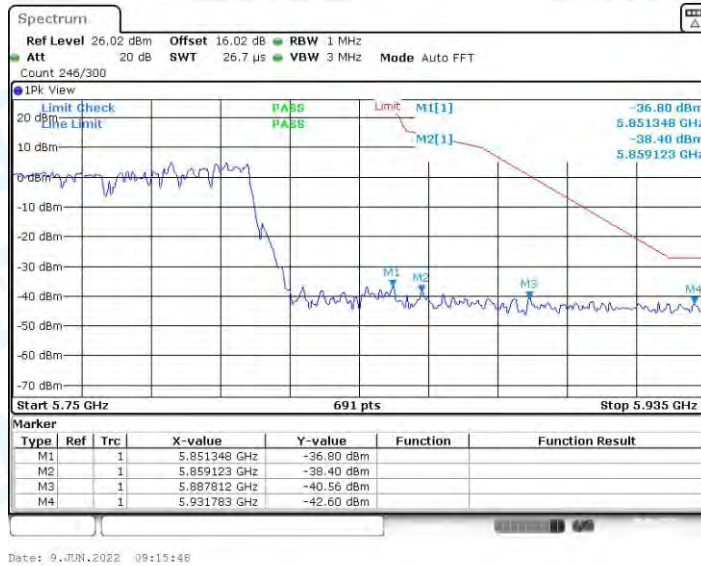
11AC40MIMO_Ant1_High_5795



11AC40MIMO_Ant2_High_5795



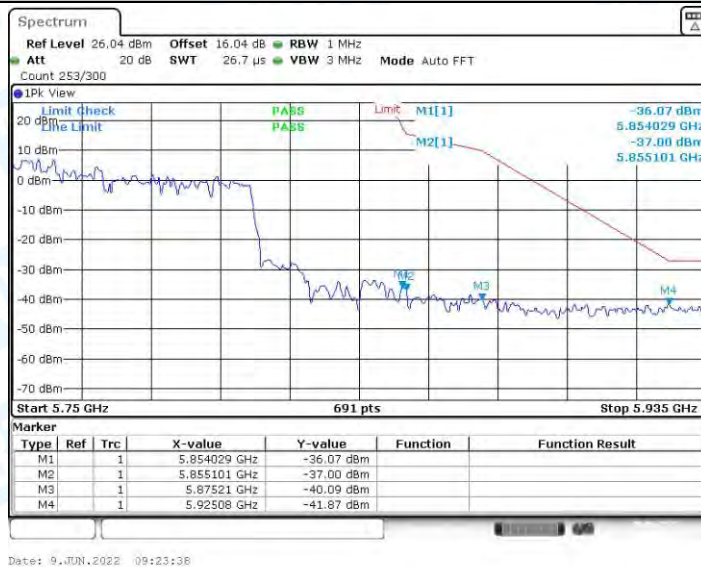
11AC80MIMO_Ant1_Low_5775



11AC80MIMO_Ant1_High_5775



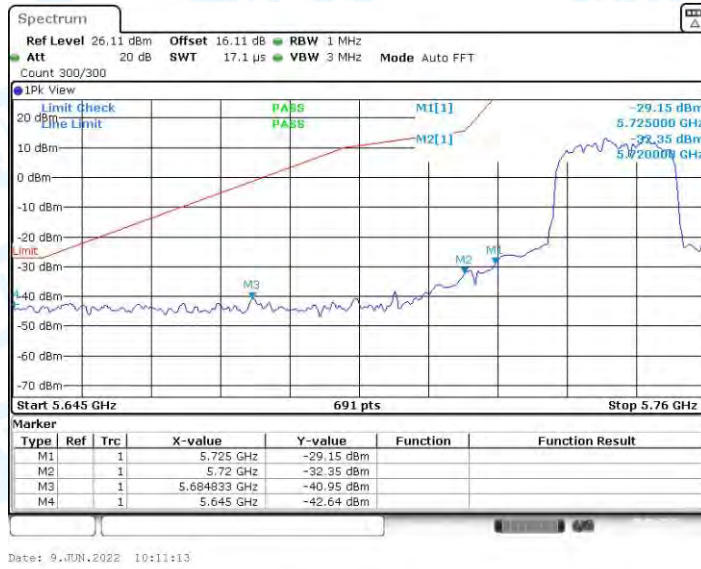
11AC80MIMO_Ant2_Low_5775



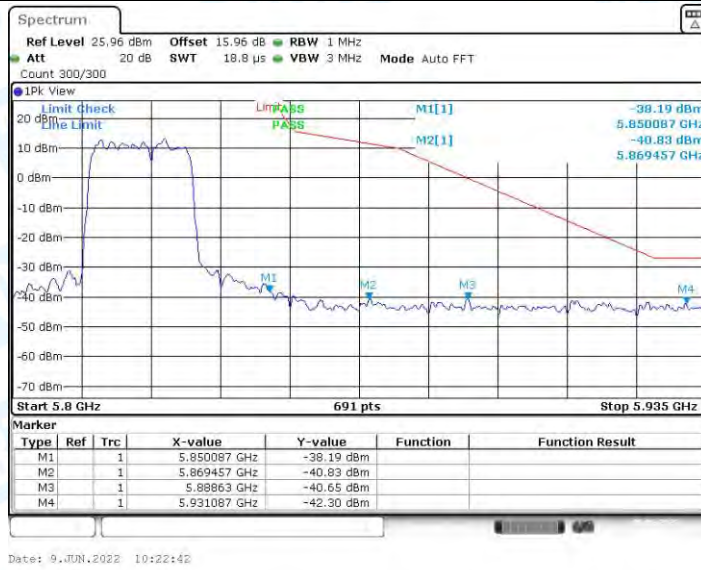
11AC80MIMO_Ant2_High_5775



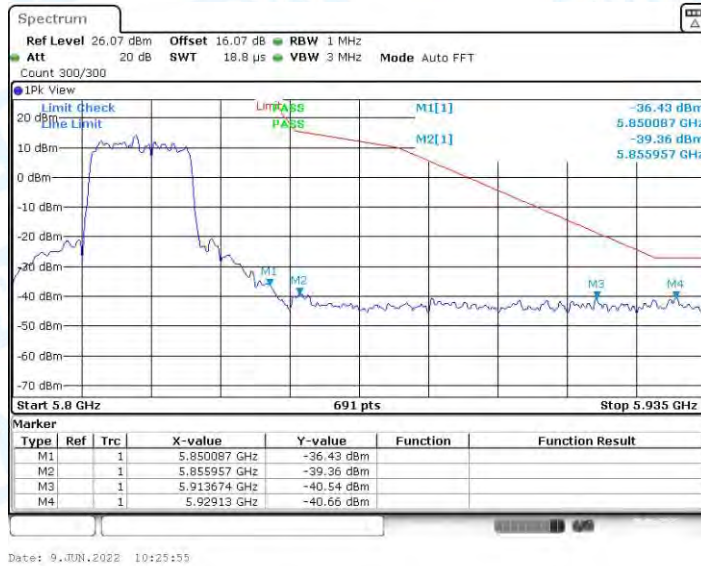
11AX20MIMO_Ant1_Low_5745



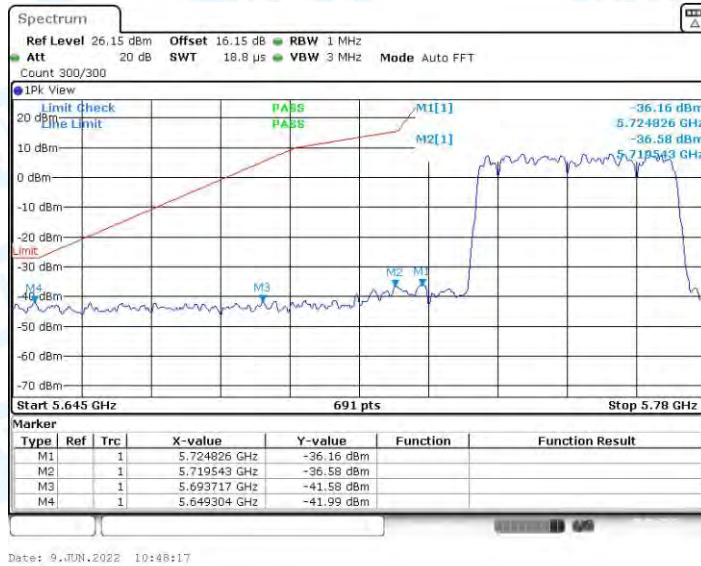
11AX20MIMO_Ant2_Low_5745



11AX20MIMO_Ant1_High_5825



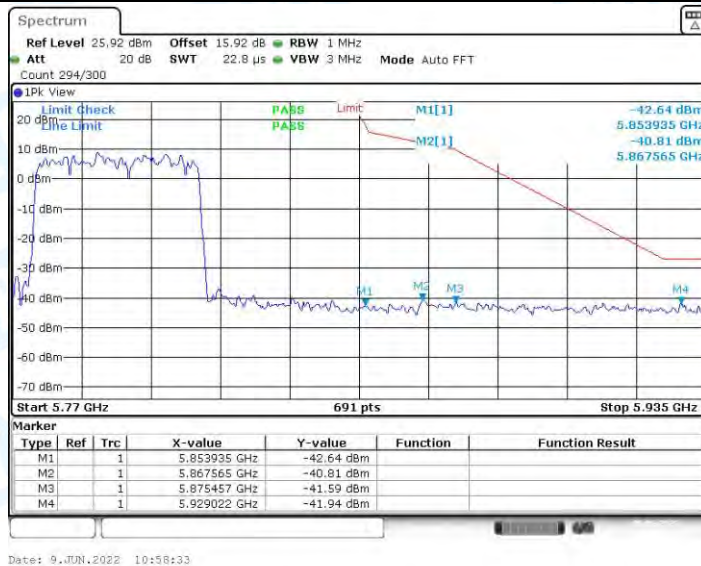
11AX20MIMO_Ant2_High_5825



11AX40MIMO_Ant1_Low_5755



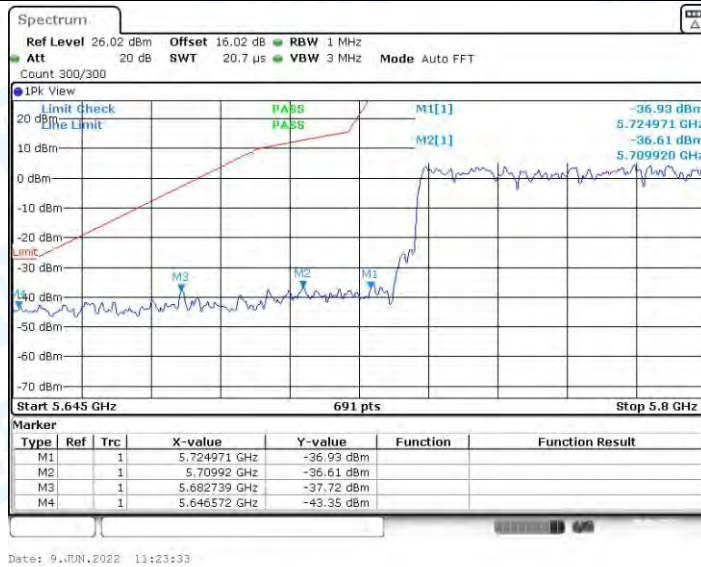
11AX40MIMO_Ant2_Low_5755



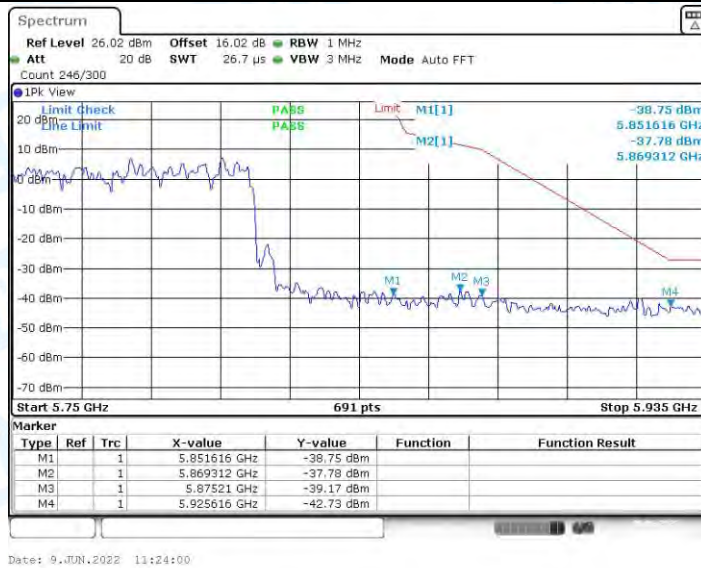
11AX40MIMO_Ant1_High_5795



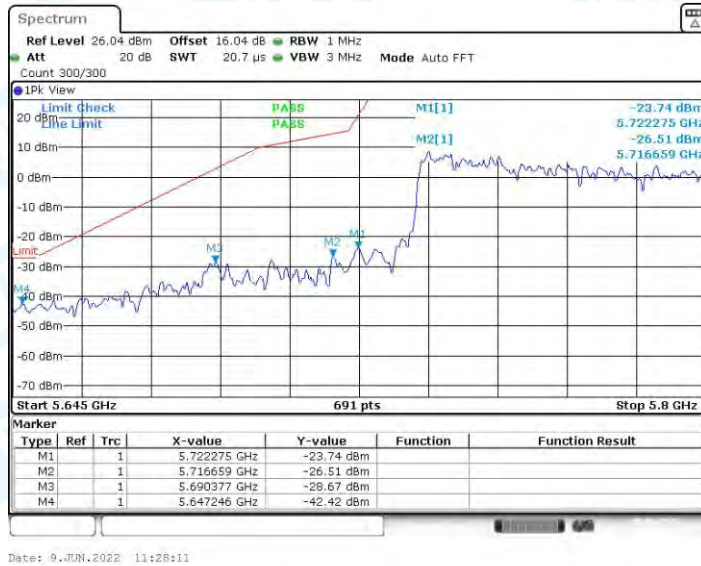
11AX40MIMO_Ant2_High_5795



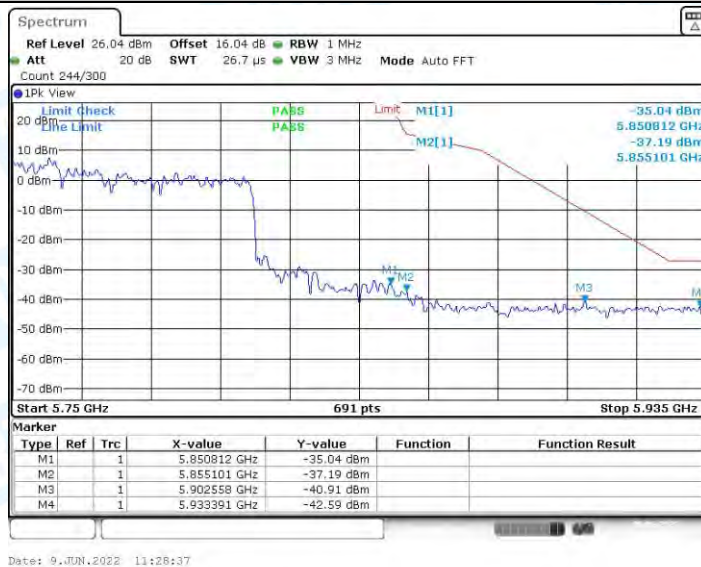
11AX80MIMO_Ant1_Low_5775



11AX80MIMO_Ant1_High_5775



11AX80MIMO_Ant2_Low_5775



11AX80MIMO_Ant2_High_5775

7. Emissions in Restricted Bands

7.1. Test Result

TestMode	Antenna	ChName	Channel	Detector	Freq [MHz]	EIRP [dBm]	Limit [dBm]	Verdict
11A	Ant1	Low	5180	AV	4500.000	-55.63	≤-41.20	PASS
				AV	5149.275	-49.36	≤-41.20	PASS
				AV	5150.000	-48.75	≤-41.20	PASS
				Peak	4500.000	-43.92	≤-21.20	PASS
				Peak	5144.203	-32.78	≤-21.20	PASS
				Peak	5150.000	-30.83	≤-21.20	PASS
	Ant2	Low	5180	AV	4500.000	-55.39	≤-41.20	PASS
				AV	5149.275	-47.41	≤-41.20	PASS
				AV	5150.000	-46.7	≤-41.20	PASS
				Peak	4500.000	-43.57	≤-21.20	PASS
				Peak	5147.246	-27.84	≤-21.20	PASS
				Peak	5150.000	-28.2	≤-21.20	PASS
	Ant1	High	5240	AV	5350.000	-53.52	≤-41.20	PASS
				AV	5446.783	-51.52	≤-41.20	PASS
				AV	5460.000	-53.31	≤-41.20	PASS
				Peak	5350.000	-43.39	≤-21.20	PASS
				Peak	5387.652	-40.77	≤-21.20	PASS
				Peak	5460.000	-41.99	≤-21.20	PASS
	Ant2	High	5240	AV	5350.000	-53.36	≤-41.20	PASS
				AV	5446.783	-51.48	≤-41.20	PASS
				AV	5460.000	-53.41	≤-41.20	PASS
				Peak	5350.000	-43.55	≤-21.20	PASS
				Peak	5362.609	-40.6	≤-21.20	PASS
				Peak	5460.000	-42.71	≤-21.20	PASS
	Ant1	Low	5260	AV	4500.000	-55.4	≤-41.20	PASS
				AV	4754.174	-52.23	≤-41.20	PASS
				AV	5150.000	-53.93	≤-41.20	PASS
				Peak	4500.000	-43.81	≤-21.20	PASS
				Peak	4690.058	-40.48	≤-21.20	PASS
				Peak	5150.000	-43.02	≤-21.20	PASS
Ant2	Low	5260	AV	4500.000	-55.16	≤-41.20	PASS	
			AV	4897.290	-52.22	≤-41.20	PASS	
			AV	5150.000	-53.62	≤-41.20	PASS	
			Peak	4500.000	-43.4	≤-21.20	PASS	
			Peak	5140.014	-40.01	≤-21.20	PASS	
			Peak	5150.000	-42.22	≤-21.20	PASS	
Ant1	High	5320	AV	5350.000	-47.28	≤-41.20	PASS	
			AV	5350.087	-47.38	≤-41.20	PASS	
			AV	5460.000	-53.6	≤-41.20	PASS	
			Peak	5350.000	-31.49	≤-21.20	PASS	

				Peak	5350.087	-32.22	≤-21.20	PASS
				Peak	5460.000	-40.87	≤-21.20	PASS
	Ant2	High	5320	AV	5350.000	-47.18	≤-41.20	PASS
				AV	5350.087	-47.48	≤-41.20	PASS
				AV	5460.000	-52.82	≤-41.20	PASS
				Peak	5350.000	-28.89	≤-21.20	PASS
				Peak	5350.551	-28.21	≤-21.20	PASS
				Peak	5460.000	-42.59	≤-21.20	PASS
				AV	5460.000	-50.55	≤-41.20	PASS
	Ant1	Low	5500	AV	5470.000	-45.18	≤-41.20	PASS
				Peak	5460.000	-31.19	≤-21.20	PASS
				Peak	5466.261	-24.24	≤-21.20	PASS
				Peak	5470.000	-29.08	≤-21.20	PASS
				AV	5460.000	-50.78	≤-41.20	PASS
	Ant2	Low	5500	AV	5470.000	-47.16	≤-41.20	PASS
				Peak	5460.000	-36	≤-21.20	PASS
				Peak	5469.826	-26.8	≤-21.20	PASS
				Peak	5470.000	-26.96	≤-21.20	PASS
				AV	5725.000	-47.18	≤-41.20	PASS
	Ant1	High	5700	AV	5725.043	-47.18	≤-41.20	PASS
AV				5735.000	-51.22	≤-41.20	PASS	
Peak				5725.000	-29.87	≤-21.20	PASS	
Peak				5726.609	-28.44	≤-21.20	PASS	
Peak				5735.000	-38.66	≤-21.20	PASS	
AV				5725.000	-49.14	≤-41.20	PASS	
Ant2	High	5700	AV	5725.043	-49.14	≤-41.20	PASS	
			AV	5735.000	-51.6	≤-41.20	PASS	
			Peak	5725.000	-33.23	≤-21.20	PASS	
			Peak	5726.609	-29.47	≤-21.20	PASS	
			Peak	5735.000	-41.15	≤-21.20	PASS	
			Peak	5650.000	-44.41	≤-27.00	PASS	
Ant1	Low	5745	Peak	5700.000	-41.1	≤10.00	PASS	
			Peak	5720.000	-30.91	≤15.60	PASS	
			Peak	5725.000	-21.05	≤27.00	PASS	
			Peak	5650.000	-44.05	≤-27.00	PASS	
Ant2	Low	5745	Peak	5700.000	-32.17	≤10.00	PASS	
			Peak	5720.000	-23.88	≤15.60	PASS	
			Peak	5725.000	-20.39	≤27.00	PASS	
			Peak	5850.000	-24.82	≤15.60	PASS	
Ant1	High	5825	Peak	5855.000	-29.29	≤27.00	PASS	
			Peak	5875.000	-40.86	≤15.60	PASS	
			Peak	5925.000	-42.91	≤10.00	PASS	
			Peak	5850.000	-26.08	≤15.60	PASS	
Ant2	High	5825	Peak	5855.000	-29.15	≤27.00	PASS	
			Peak	5875.000	-41.9	≤15.60	PASS	
			Peak	5925.000	-42.15	≤10.00	PASS	
			Peak	5850.000	-26.08	≤15.60	PASS	

11N20MIM O	Ant1	Low	5180	AV	4500.000	-55.18	≤-41.20	PASS
				AV	5148.261	-51.43	≤-41.20	PASS
				AV	5150.000	-51.01	≤-41.20	PASS
				Peak	4500.000	-43.34	≤-21.20	PASS
				Peak	5149.275	-38.62	≤-21.20	PASS
				Peak	5150.000	-39.8	≤-21.20	PASS
	Ant2	Low	5180	AV	4500.000	-55	≤-41.20	PASS
				AV	5146.232	-51.28	≤-41.20	PASS
				AV	5150.000	-51.67	≤-41.20	PASS
				Peak	4500.000	-43.64	≤-21.20	PASS
				Peak	5149.275	-35.04	≤-21.20	PASS
				Peak	5150.000	-38.02	≤-21.20	PASS
	total	Low	5180	AV	4500.000	-52.08	≤-41.20	PASS
				AV	5146.232	-48.34	≤-41.20	PASS
				AV	5150.000	-48.32	≤-41.20	PASS
				Peak	4500.000	-40.48	≤-21.20	PASS
				Peak	5149.275	-33.46	≤-21.20	PASS
				Peak	5150.000	-35.81	≤-21.20	PASS
	Ant1	High	5240	AV	5350.000	-53.29	≤-41.20	PASS
				AV	5448.174	-51.25	≤-41.20	PASS
				AV	5460.000	-53.03	≤-41.20	PASS
				Peak	5350.000	-44.02	≤-21.20	PASS
				Peak	5449.565	-41.15	≤-21.20	PASS
				Peak	5460.000	-42.83	≤-21.20	PASS
	Ant2	High	5240	AV	5350.000	-53.16	≤-41.20	PASS
				AV	5447.130	-51.22	≤-41.20	PASS
				AV	5460.000	-52.89	≤-41.20	PASS
				Peak	5350.000	-43.5	≤-21.20	PASS
				Peak	5409.913	-40.88	≤-21.20	PASS
				Peak	5460.000	-43.91	≤-21.20	PASS
total	High	5240	AV	5350.000	-50.21	≤-41.20	PASS	
			AV	5447.130	-48.22	≤-41.20	PASS	
			AV	5460.000	-49.95	≤-41.20	PASS	
			Peak	5350.000	-40.74	≤-21.20	PASS	
			Peak	5409.913	-38.00	≤-21.20	PASS	
			Peak	5460.000	-40.33	≤-21.20	PASS	
Ant1	High	5320	AV	5350.000	-51.28	≤-41.20	PASS	
			AV	5351.478	-51.08	≤-41.20	PASS	
			AV	5460.000	-52.49	≤-41.20	PASS	
			Peak	5350.000	-41.59	≤-21.20	PASS	
			Peak	5450.493	-40.37	≤-21.20	PASS	
			Peak	5460.000	-43.26	≤-21.20	PASS	
Ant2	High	5320	AV	5350.000	-51.65	≤-41.20	PASS	
			AV	5449.333	-51.12	≤-41.20	PASS	
			AV	5460.000	-52.89	≤-41.20	PASS	
			Peak	5350.000	-42.32	≤-21.20	PASS	

	total	High	5320	Peak	5450.261	-39.28	≤-21.20	PASS
				Peak	5460.000	-42.93	≤-21.20	PASS
				AV	5350.000	-48.45	≤-41.20	PASS
				AV	5449.333	-48.09	≤-41.20	PASS
				AV	5460.000	-49.68	≤-41.20	PASS
				Peak	5350.000	-38.93	≤-21.20	PASS
				Peak	5450.261	-36.78	≤-21.20	PASS
				Peak	5460.000	-40.08	≤-21.20	PASS
	Ant1	Low	5500	AV	5460.000	-51.69	≤-41.20	PASS
				AV	5469.913	-49.17	≤-41.20	PASS
				AV	5470.000	-49.17	≤-41.20	PASS
				Peak	5460.000	-42.51	≤-21.20	PASS
				Peak	5470.000	-36.64	≤-21.20	PASS
	Ant2	Low	5500	AV	5460.000	-52.31	≤-41.20	PASS
				AV	5466.435	-50.79	≤-41.20	PASS
				AV	5470.000	-51.03	≤-41.20	PASS
				Peak	5460.000	-42.64	≤-21.20	PASS
				Peak	5466.174	-40.28	≤-21.20	PASS
				Peak	5470.000	-41.36	≤-21.20	PASS
	total	Low	5500	AV	5460.000	-48.98	≤-41.20	PASS
AV				5466.435	-46.89	≤-41.20	PASS	
AV				5470.000	-46.99	≤-41.20	PASS	
Peak				5460.000	-39.56	≤-21.20	PASS	
Peak				5466.174	-38.24	≤-21.20	PASS	
Peak				5470.000	-35.38	≤-21.20	PASS	
Ant1	High	5700	AV	5725.000	-49.45	≤-41.20	PASS	
			AV	5725.130	-49.44	≤-41.20	PASS	
			AV	5735.000	-52.15	≤-41.20	PASS	
			Peak	5725.000	-32.66	≤-21.20	PASS	
			Peak	5725.043	-32.66	≤-21.20	PASS	
			Peak	5735.000	-42.22	≤-21.20	PASS	
Ant2	High	5700	AV	5725.000	-48.01	≤-41.20	PASS	
			AV	5726.522	-47.91	≤-41.20	PASS	
			AV	5735.000	-51.36	≤-41.20	PASS	
			Peak	5725.000	-31.67	≤-21.20	PASS	
			Peak	5725.043	-31.67	≤-21.20	PASS	
			Peak	5735.000	-36.28	≤-21.20	PASS	
total	High	5700	AV	5725.000	-45.66	≤-41.20	PASS	
			AV	5726.522	-45.60	≤-41.20	PASS	
			AV	5735.000	-48.73	≤-41.20	PASS	
			Peak	5725.000	-29.13	≤-21.20	PASS	
			Peak	5725.043	-29.13	≤-21.20	PASS	
			Peak	5735.000	-35.29	≤-21.20	PASS	
Ant1	Low	5745	Peak	5650.000	-43.1	≤-27.00	PASS	
			Peak	5700.000	-43.45	≤10.00	PASS	
			Peak	5720.000	-40.34	≤15.60	PASS	

	Ant2	Low	5745	Peak	5725.000	-38.75	≤27.00	PASS
				Peak	5650.000	-43.2	≤-27.00	PASS
				Peak	5700.000	-42.56	≤10.00	PASS
				Peak	5720.000	-33.58	≤15.60	PASS
				Peak	5725.000	-28.18	≤27.00	PASS
	total	Low	5745	Peak	5650.000	-40.14	≤-27.00	PASS
				Peak	5700.000	-39.97	≤-27.00	PASS
				Peak	5720.000	-32.75	≤-27.00	PASS
				Peak	5725.000	-27.81	≤-27.00	PASS
	Ant1	High	5825	Peak	5850.000	-37.62	≤15.60	PASS
				Peak	5855.000	-39.92	≤27.00	PASS
				Peak	5875.000	-42.03	≤15.60	PASS
				Peak	5925.000	-42.71	≤10.00	PASS
	Ant2	High	5825	Peak	5850.000	-36.22	≤15.60	PASS
				Peak	5855.000	-39.67	≤27.00	PASS
				Peak	5875.000	-43.57	≤15.60	PASS
				Peak	5925.000	-42.59	≤10.00	PASS
	total	High	5825	Peak	5850.000	-33.85	≤-27.00	PASS
				Peak	5855.000	-36.78	≤-27.00	PASS
				Peak	5875.000	-39.72	≤-27.00	PASS
Peak				5925.000	-39.64	≤-27.00	PASS	
11N40MIM O	Ant1	Low	5190	AV	4500.000	-54.75	≤-41.20	PASS
				AV	5149.275	-48.64	≤-41.20	PASS
				AV	5150.000	-48.68	≤-41.20	PASS
				Peak	4500.000	-44.3	≤-21.20	PASS
				Peak	5146.232	-33.54	≤-21.20	PASS
				Peak	5150.000	-33.23	≤-21.20	PASS
	Ant2	Low	5190	AV	4500.000	-55.13	≤-41.20	PASS
				AV	5148.261	-49.6	≤-41.20	PASS
				AV	5150.000	-49.99	≤-41.20	PASS
				Peak	4500.000	-43.58	≤-21.20	PASS
				Peak	5146.232	-33.96	≤-21.20	PASS
				Peak	5150.000	-38.08	≤-21.20	PASS
	total	Low	5190	AV	4500.000	-51.93	≤-41.20	PASS
				AV	5148.261	-46.08	≤-41.20	PASS
				AV	5150.000	-46.28	≤-41.20	PASS
				Peak	4500.000	-40.91	≤-21.20	PASS
				Peak	5146.232	-30.73	≤-21.20	PASS
				Peak	5150.000	-32.00	≤-21.20	PASS
	Ant1	High	5230	AV	5350.000	-53.6	≤-41.20	PASS
				AV	5448.319	-50.99	≤-41.20	PASS
				AV	5460.000	-52.75	≤-41.20	PASS
				Peak	5350.000	-44.97	≤-21.20	PASS
				Peak	5447.565	-40.91	≤-21.20	PASS
				Peak	5460.000	-43.75	≤-21.20	PASS
Ant2	High	5230	AV	5350.000	-53.37	≤-41.20	PASS	

			AV	5447.188	-50.81	≤-41.20	PASS	
			AV	5460.000	-52.83	≤-41.20	PASS	
			Peak	5350.000	-41.83	≤-21.20	PASS	
			Peak	5450.580	-39.93	≤-21.20	PASS	
			Peak	5460.000	-42.92	≤-21.20	PASS	
	total	High	5230	AV	5350.000	-50.47	≤-41.20	PASS
			AV	5447.188	-47.89	≤-41.20	PASS	
			AV	5460.000	-49.78	≤-41.20	PASS	
			Peak	5350.000	-40.11	≤-21.20	PASS	
			Peak	5450.580	-37.38	≤-21.20	PASS	
			Peak	5460.000	-40.30	≤-21.20	PASS	
	Ant1	High	5310	AV	5350.000	-50.15	≤-41.20	PASS
			AV	5351.014	-49.81	≤-41.20	PASS	
			AV	5460.000	-52.43	≤-41.20	PASS	
			Peak	5350.000	-42.62	≤-21.20	PASS	
			Peak	5357.971	-32.78	≤-21.20	PASS	
			Peak	5460.000	-43.58	≤-21.20	PASS	
	Ant2	High	5310	AV	5350.000	-48.23	≤-41.20	PASS
			AV	5350.783	-48.46	≤-41.20	PASS	
			AV	5460.000	-52.4	≤-41.20	PASS	
			Peak	5350.000	-39.93	≤-21.20	PASS	
			Peak	5351.246	-36.21	≤-21.20	PASS	
			Peak	5460.000	-43.64	≤-21.20	PASS	
	total	High	5310	AV	5350.000	-46.07	≤-41.20	PASS
			AV	5350.783	-46.07	≤-41.20	PASS	
			AV	5460.000	-49.40	≤-41.20	PASS	
			Peak	5350.000	-38.06	≤-21.20	PASS	
			Peak	5351.246	-31.15	≤-21.20	PASS	
			Peak	5460.000	-40.60	≤-21.20	PASS	
	Ant1	Low	5510	AV	5460.000	-48.27	≤-41.20	PASS
			AV	5467.449	-45.54	≤-41.20	PASS	
			AV	5470.000	-45.97	≤-41.20	PASS	
			Peak	5460.000	-38.06	≤-21.20	PASS	
			Peak	5469.986	-30.6	≤-21.20	PASS	
			Peak	5470.000	-30.6	≤-21.20	PASS	
	Ant2	Low	5510	AV	5460.000	-48.34	≤-41.20	PASS
			AV	5468.261	-46.31	≤-41.20	PASS	
			AV	5470.000	-46.58	≤-41.20	PASS	
			Peak	5460.000	-36.26	≤-21.20	PASS	
			Peak	5465.826	-30.75	≤-21.20	PASS	
			Peak	5470.000	-31.47	≤-21.20	PASS	
	total	Low	5510	AV	5460.000	-45.29	≤-41.20	PASS
			AV	5468.261	-42.90	≤-41.20	PASS	
			AV	5470.000	-43.25	≤-41.20	PASS	
			Peak	5460.000	-34.06	≤-21.20	PASS	
			Peak	5465.826	-27.66	≤-21.20	PASS	

	Ant1	High	5670	Peak	5470.000	-28.00	≤-21.20	PASS
				AV	5725.000	-51.13	≤-41.20	PASS
				AV	5726.232	-50.44	≤-41.20	PASS
				AV	5735.000	-52.24	≤-41.20	PASS
				Peak	5725.000	-41.2	≤-21.20	PASS
				Peak	5727.391	-37.31	≤-21.20	PASS
				Peak	5735.000	-42.57	≤-21.20	PASS
	Ant2	High	5670	AV	5725.000	-49.99	≤-41.20	PASS
				AV	5726.667	-46.83	≤-41.20	PASS
				AV	5735.000	-49.33	≤-41.20	PASS
				Peak	5725.000	-33.22	≤-21.20	PASS
				Peak	5727.826	-30.19	≤-21.20	PASS
				Peak	5735.000	-39.65	≤-21.20	PASS
	total	High	5670	AV	5725.000	-47.51	≤-41.20	PASS
				AV	5726.667	-45.26	≤-41.20	PASS
				AV	5735.000	-47.54	≤-41.20	PASS
				Peak	5725.000	-32.58	≤-21.20	PASS
				Peak	5727.826	-29.42	≤-21.20	PASS
				Peak	5735.000	-37.86	≤-21.20	PASS
	Ant1	Low	5755	Peak	5650.000	-44.44	≤-27.00	PASS
				Peak	5700.000	-40.69	≤10.00	PASS
				Peak	5720.000	-37.37	≤15.60	PASS
				Peak	5725.000	-39.86	≤27.00	PASS
	Ant2	Low	5755	Peak	5650.000	-43.45	≤-27.00	PASS
Peak				5700.000	-31.8	≤10.00	PASS	
Peak				5720.000	-18.28	≤15.60	PASS	
Peak				5725.000	-25.51	≤27.00	PASS	
total	Low	5755	Peak	5650.000	-40.91	≤-27.00	PASS	
			Peak	5700.000	-31.27	≤-27.00	PASS	
			Peak	5720.000	-27.23	≤-27.00	PASS	
			Peak	5725.000	-27.35	≤-27.00	PASS	
Ant1	High	5795	Peak	5850.000	-43.02	≤15.60	PASS	
			Peak	5855.000	-42.3	≤27.00	PASS	
			Peak	5875.000	-41.61	≤15.60	PASS	
			Peak	5925.000	-41.89	≤10.00	PASS	
Ant2	High	5795	Peak	5850.000	-41.88	≤15.60	PASS	
			Peak	5855.000	-42.13	≤27.00	PASS	
			Peak	5875.000	-41.43	≤15.60	PASS	
			Peak	5925.000	-42.03	≤10.00	PASS	
total	High	5795	Peak	5850.000	-39.40	≤-27.00	PASS	
			Peak	5855.000	-39.20	≤-27.00	PASS	
			Peak	5875.000	-38.51	≤-27.00	PASS	
			Peak	5925.000	-38.95	≤-27.00	PASS	
11AC20MI MO	Ant1	Low	5180	AV	4500.000	-55.18	≤-41.20	PASS
				AV	5149.275	-51.7	≤-41.20	PASS
				AV	5150.000	-51.57	≤-41.20	PASS

	Ant2	Low	5180	Peak	4500.000	-43.39	≤-21.20	PASS
				Peak	5149.275	-38.86	≤-21.20	PASS
				Peak	5150.000	-39.78	≤-21.20	PASS
				AV	4500.000	-54.82	≤-41.20	PASS
				AV	5149.275	-50.98	≤-41.20	PASS
				AV	5150.000	-50.98	≤-41.20	PASS
				Peak	4500.000	-44.3	≤-21.20	PASS
				Peak	5144.203	-36.01	≤-21.20	PASS
				Peak	5150.000	-36.36	≤-21.20	PASS
	total	Low	5180	AV	4500.000	-51.99	≤-41.20	PASS
				AV	5149.275	-48.31	≤-41.20	PASS
				AV	5150.000	-48.25	≤-41.20	PASS
				Peak	4500.000	-40.81	≤-21.20	PASS
				Peak	5144.203	-34.19	≤-21.20	PASS
				Peak	5150.000	-34.73	≤-21.20	PASS
	Ant1	High	5240	AV	5350.000	-53.26	≤-41.20	PASS
				AV	5446.783	-51.24	≤-41.20	PASS
				AV	5460.000	-53.07	≤-41.20	PASS
				Peak	5350.000	-42.31	≤-21.20	PASS
				Peak	5419.652	-40.67	≤-21.20	PASS
				Peak	5460.000	-43.91	≤-21.20	PASS
	Ant2	High	5240	AV	5350.000	-52.95	≤-41.20	PASS
				AV	5448.174	-50.83	≤-41.20	PASS
				AV	5460.000	-52.83	≤-41.20	PASS
Peak				5350.000	-44.49	≤-21.20	PASS	
Peak				5446.783	-40.5	≤-21.20	PASS	
Peak				5460.000	-42.75	≤-21.20	PASS	
total	High	5240	AV	5350.000	-50.09	≤-41.20	PASS	
			AV	5448.174	-48.02	≤-41.20	PASS	
			AV	5460.000	-49.94	≤-41.20	PASS	
			Peak	5350.000	-40.25	≤-21.20	PASS	
			Peak	5446.783	-37.57	≤-21.20	PASS	
			Peak	5460.000	-40.28	≤-21.20	PASS	
Ant1	High	5320	AV	5350.000	-51.05	≤-41.20	PASS	
			AV	5350.087	-50.93	≤-41.20	PASS	
			AV	5460.000	-52.9	≤-41.20	PASS	
			Peak	5350.000	-37.83	≤-21.20	PASS	
			Peak	5350.087	-37.99	≤-21.20	PASS	
			Peak	5460.000	-43.82	≤-21.20	PASS	
Ant2	High	5320	AV	5350.000	-51.64	≤-41.20	PASS	
			AV	5448.174	-51.24	≤-41.20	PASS	
			AV	5460.000	-52.73	≤-41.20	PASS	
			Peak	5350.000	-42.84	≤-21.20	PASS	
			Peak	5442.377	-40.1	≤-21.20	PASS	
			Peak	5460.000	-42.72	≤-21.20	PASS	
total	High	5320	AV	5350.000	-48.32	≤-41.20	PASS	

			AV	5448.174	-48.07	≤-41.20	PASS
			AV	5460.000	-49.80	≤-41.20	PASS
			Peak	5350.000	-36.64	≤-21.20	PASS
			Peak	5442.377	-35.91	≤-21.20	PASS
			Peak	5460.000	-40.22	≤-21.20	PASS
Ant1	Low	5500	AV	5460.000	-50.5	≤-41.20	PASS
			AV	5469.043	-47.26	≤-41.20	PASS
			AV	5470.000	-47.3	≤-41.20	PASS
			Peak	5460.000	-39.97	≤-21.20	PASS
			Peak	5469.652	-33.31	≤-21.20	PASS
			Peak	5470.000	-33.61	≤-21.20	PASS
Ant2	Low	5500	AV	5460.000	-52.17	≤-41.20	PASS
			AV	5469.565	-51.11	≤-41.20	PASS
			AV	5470.000	-51.16	≤-41.20	PASS
			Peak	5460.000	-42.44	≤-21.20	PASS
			Peak	5468.348	-39.38	≤-21.20	PASS
			Peak	5470.000	-40.94	≤-21.20	PASS
total	Low	5500	AV	5460.000	-48.24	≤-41.20	PASS
			AV	5469.565	-45.76	≤-41.20	PASS
			AV	5470.000	-45.80	≤-41.20	PASS
			Peak	5460.000	-38.02	≤-21.20	PASS
			Peak	5468.348	-32.35	≤-21.20	PASS
			Peak	5470.000	-32.87	≤-21.20	PASS
Ant1	High	5700	AV	5725.000	-50.98	≤-41.20	PASS
			AV	5725.043	-50.98	≤-41.20	PASS
			AV	5735.000	-52.5	≤-41.20	PASS
			Peak	5725.000	-37.56	≤-21.20	PASS
			Peak	5725.043	-37.56	≤-21.20	PASS
			Peak	5735.000	-42.97	≤-21.20	PASS
Ant2	High	5700	AV	5725.000	-48.77	≤-41.20	PASS
			AV	5725.043	-48.77	≤-41.20	PASS
			AV	5735.000	-51.55	≤-41.20	PASS
			Peak	5725.000	-34.24	≤-21.20	PASS
			Peak	5725.043	-34.24	≤-21.20	PASS
			Peak	5735.000	-40.34	≤-21.20	PASS
total	High	5700	AV	5725.000	-46.73	≤-41.20	PASS
			AV	5725.043	-46.73	≤-41.20	PASS
			AV	5735.000	-48.99	≤-41.20	PASS
			Peak	5725.000	-32.58	≤-21.20	PASS
			Peak	5725.043	-32.58	≤-21.20	PASS
			Peak	5735.000	-38.45	≤-21.20	PASS
Ant1	Low	5745	Peak	5650.000	-44.01	≤-27.00	PASS
			Peak	5700.000	-42.67	≤10.00	PASS
			Peak	5720.000	-41.62	≤15.60	PASS
			Peak	5725.000	-36.89	≤27.00	PASS
Ant2	Low	5745	Peak	5650.000	-43.95	≤-27.00	PASS

				Peak	5700.000	-42.19	≤10.00	PASS
				Peak	5720.000	-30.39	≤15.60	PASS
				Peak	5725.000	-24.46	≤27.00	PASS
	total	Low	5745	Peak	5650.000	-40.97	≤-27.00	PASS
				Peak	5700.000	-39.41	≤-27.00	PASS
				Peak	5720.000	-30.07	≤-27.00	PASS
	Ant1	High	5825	Peak	5725.000	-27.22	≤-27.00	PASS
				Peak	5850.000	-40.33	≤15.60	PASS
				Peak	5855.000	-40.37	≤27.00	PASS
	Ant2	High	5825	Peak	5875.000	-42.13	≤15.60	PASS
				Peak	5925.000	-43.09	≤10.00	PASS
				Peak	5850.000	-33.6	≤15.60	PASS
	total	High	5825	Peak	5855.000	-39.6	≤27.00	PASS
				Peak	5875.000	-43.11	≤15.60	PASS
				Peak	5925.000	-42.35	≤10.00	PASS
	11AC40MI MO	Ant1	Low	5190	Peak	5850.000	-32.76	≤-27.00
Peak					5855.000	-36.96	≤-27.00	PASS
Peak					5875.000	-39.58	≤-27.00	PASS
Ant2		High	5825	Peak	5925.000	-39.69	≤-27.00	PASS
				AV	4500.000	-55.02	≤-41.20	PASS
				AV	5149.275	-48.3	≤-41.20	PASS
Ant1		Low	5190	AV	5150.000	-48.02	≤-41.20	PASS
				Peak	4500.000	-43.76	≤-21.20	PASS
				Peak	5147.246	-33.06	≤-21.20	PASS
Ant2		Low	5190	Peak	5150.000	-31.87	≤-21.20	PASS
				AV	4500.000	-54.96	≤-41.20	PASS
				AV	5149.275	-49.03	≤-41.20	PASS
total		Low	5190	AV	5150.000	-48.77	≤-41.20	PASS
				Peak	4500.000	-42.69	≤-21.20	PASS
				Peak	5146.232	-33.79	≤-21.20	PASS
Ant1		High	5230	Peak	5150.000	-33.83	≤-21.20	PASS
	AV			4500.000	-51.98	≤-41.20	PASS	
	AV			5149.275	-45.64	≤-41.20	PASS	
Ant2	High	5230	AV	5150.000	-45.37	≤-41.20	PASS	
			Peak	4500.000	-40.18	≤-21.20	PASS	
			Peak	5146.232	-30.40	≤-21.20	PASS	
Ant1	High	5230	Peak	5150.000	-29.73	≤-21.20	PASS	
			AV	5350.000	-53.4	≤-41.20	PASS	
			AV	5449.072	-51.23	≤-41.20	PASS	
Ant2	High	5230	AV	5460.000	-52.97	≤-41.20	PASS	
			Peak	5350.000	-43.63	≤-21.20	PASS	
			Peak	5447.942	-41.12	≤-21.20	PASS	
Ant1	High	5230	Peak	5460.000	-41.99	≤-21.20	PASS	
			AV	5350.000	-53.56	≤-41.20	PASS	
			AV	5449.826	-51.21	≤-41.20	PASS	
Ant2	High	5230	AV	5460.000	-52.51	≤-41.20	PASS	

	total	High	5230	Peak	5350.000	-43.7	≤-21.20	PASS
				Peak	5450.203	-39.35	≤-21.20	PASS
				Peak	5460.000	-41.63	≤-21.20	PASS
				AV	5350.000	-50.47	≤-41.20	PASS
				AV	5449.826	-48.21	≤-41.20	PASS
				AV	5460.000	-49.72	≤-41.20	PASS
				Peak	5350.000	-40.65	≤-21.20	PASS
				Peak	5450.203	-37.14	≤-21.20	PASS
				Peak	5460.000	-38.80	≤-21.20	PASS
	Ant1	High	5310	AV	5350.000	-49.65	≤-41.20	PASS
				AV	5351.942	-48.76	≤-41.20	PASS
				AV	5460.000	-52.76	≤-41.20	PASS
				Peak	5350.000	-34.82	≤-21.20	PASS
				Peak	5350.087	-35.31	≤-21.20	PASS
				Peak	5460.000	-42.32	≤-21.20	PASS
	Ant2	High	5310	AV	5350.000	-48.15	≤-41.20	PASS
				AV	5354.029	-48.01	≤-41.20	PASS
				AV	5460.000	-52.89	≤-41.20	PASS
				Peak	5350.000	-34.28	≤-21.20	PASS
				Peak	5354.493	-33.41	≤-21.20	PASS
				Peak	5460.000	-42.61	≤-21.20	PASS
	total	High	5310	AV	5350.000	-45.83	≤-41.20	PASS
				AV	5354.029	-45.36	≤-41.20	PASS
				AV	5460.000	-49.81	≤-41.20	PASS
Peak				5350.000	-31.53	≤-21.20	PASS	
Peak				5354.493	-31.25	≤-21.20	PASS	
Peak				5460.000	-39.45	≤-21.20	PASS	
Ant1	Low	5510	AV	5460.000	-47.64	≤-41.20	PASS	
			AV	5467.348	-45.44	≤-41.20	PASS	
			AV	5470.000	-46.11	≤-41.20	PASS	
			Peak	5460.000	-37.03	≤-21.20	PASS	
			Peak	5466.942	-29.71	≤-21.20	PASS	
			Peak	5470.000	-30.34	≤-21.20	PASS	
Ant2	Low	5510	AV	5460.000	-49.2	≤-41.20	PASS	
			AV	5467.754	-46.69	≤-41.20	PASS	
			AV	5470.000	-47.35	≤-41.20	PASS	
			Peak	5460.000	-38.61	≤-21.20	PASS	
			Peak	5461.261	-34.37	≤-21.20	PASS	
			Peak	5470.000	-34.81	≤-21.20	PASS	
total	Low	5510	AV	5460.000	-45.34	≤-41.20	PASS	
			AV	5467.754	-43.01	≤-41.20	PASS	
			AV	5470.000	-43.68	≤-41.20	PASS	
			Peak	5460.000	-34.74	≤-21.20	PASS	
			Peak	5461.261	-28.43	≤-21.20	PASS	
			Peak	5470.000	-29.01	≤-21.20	PASS	
Ant1	High	5670	AV	5725.000	-51.31	≤-41.20	PASS	

				AV	5726.812	-49.77	≤-41.20	PASS
				AV	5735.000	-51.75	≤-41.20	PASS
				Peak	5725.000	-43.62	≤-21.20	PASS
				Peak	5725.652	-40.28	≤-21.20	PASS
				Peak	5735.000	-40.94	≤-21.20	PASS
	Ant2	High	5670	AV	5725.000	-49.99	≤-41.20	PASS
				AV	5725.942	-49.02	≤-41.20	PASS
				AV	5735.000	-50.97	≤-41.20	PASS
				Peak	5725.000	-36.8	≤-21.20	PASS
				Peak	5725.797	-30.24	≤-21.20	PASS
	total	High	5670	Peak	5735.000	-38.37	≤-21.20	PASS
				AV	5725.000	-47.59	≤-41.20	PASS
				AV	5725.942	-46.37	≤-41.20	PASS
				AV	5735.000	-48.33	≤-41.20	PASS
				Peak	5725.000	-35.98	≤-21.20	PASS
	Ant1	Low	5755	Peak	5725.797	-29.83	≤-21.20	PASS
				Peak	5735.000	-36.46	≤-21.20	PASS
				Peak	5650.000	-43.26	≤-27.00	PASS
				Peak	5700.000	-42.01	≤10.00	PASS
	Ant2	Low	5755	Peak	5720.000	-36.33	≤15.60	PASS
				Peak	5725.000	-33.16	≤27.00	PASS
				Peak	5650.000	-43.18	≤-27.00	PASS
				Peak	5700.000	-36.03	≤10.00	PASS
	total	Low	5755	Peak	5720.000	-29.43	≤15.60	PASS
				Peak	5725.000	-24.38	≤27.00	PASS
				Peak	5650.000	-40.21	≤-27.00	PASS
				Peak	5700.000	-35.05	≤-27.00	PASS
	Ant1	High	5795	Peak	5720.000	-28.62	≤-27.00	PASS
Peak				5725.000	-27.84	≤-27.00	PASS	
Peak				5850.000	-42.6	≤15.60	PASS	
Peak				5855.000	-41.75	≤27.00	PASS	
Ant2	High	5795	Peak	5875.000	-41.18	≤15.60	PASS	
			Peak	5925.000	-43.37	≤10.00	PASS	
			Peak	5850.000	-40.76	≤15.60	PASS	
			Peak	5855.000	-39.03	≤27.00	PASS	
total	High	5795	Peak	5875.000	-42.57	≤15.60	PASS	
			Peak	5925.000	-43.05	≤10.00	PASS	
			Peak	5850.000	-38.57	≤-27.00	PASS	
			Peak	5855.000	-37.17	≤-27.00	PASS	
11AC80MI MO	Ant1	Low	5210	Peak	5875.000	-38.81	≤-27.00	PASS
				Peak	5925.000	-40.20	≤-27.00	PASS
				AV	4500.000	-54.2	≤-41.20	PASS
				AV	5139.130	-49.89	≤-41.20	PASS
				AV	5150.000	-51.03	≤-41.20	PASS
				Peak	4500.000	-44.03	≤-21.20	PASS
				Peak	5144.565	-38.52	≤-21.20	PASS

	Ant2	Low	5210	Peak	5150.000	-41.08	≤-21.20	PASS
				AV	4500.000	-53.81	≤-41.20	PASS
				AV	5027.174	-51.01	≤-41.20	PASS
				AV	5150.000	-52.75	≤-41.20	PASS
				Peak	4500.000	-44.19	≤-21.20	PASS
				Peak	5147.826	-37.02	≤-21.20	PASS
				Peak	5150.000	-38.87	≤-21.20	PASS
	total	Low	5210	AV	4500.000	-50.99	≤-41.20	PASS
				AV	5027.174	-47.40	≤-41.20	PASS
				AV	5150.000	-48.80	≤-41.20	PASS
				Peak	4500.000	-41.10	≤-21.20	PASS
				Peak	5147.826	-34.70	≤-21.20	PASS
				Peak	5150.000	-36.83	≤-21.20	PASS
	Ant1	High	5210	AV	5350.000	-52.41	≤-41.20	PASS
AV				5447.420	-50.17	≤-41.20	PASS	
AV				5460.000	-51.65	≤-41.20	PASS	
Peak				5350.000	-43.04	≤-21.20	PASS	
Peak				5447.826	-40.52	≤-21.20	PASS	
Peak				5460.000	-43.51	≤-21.20	PASS	
Ant2	High	5210	AV	5350.000	-52.33	≤-41.20	PASS	
			AV	5448.638	-50.04	≤-41.20	PASS	
			AV	5460.000	-51.5	≤-41.20	PASS	
			Peak	5350.000	-42.16	≤-21.20	PASS	
			Peak	5449.043	-40.43	≤-21.20	PASS	
			Peak	5460.000	-42.26	≤-21.20	PASS	
total	High	5210	AV	5350.000	-49.36	≤-41.20	PASS	
			AV	5448.638	-47.09	≤-41.20	PASS	
			AV	5460.000	-48.56	≤-41.20	PASS	
			Peak	5350.000	-39.57	≤-21.20	PASS	
			Peak	5449.043	-37.46	≤-21.20	PASS	
			Peak	5460.000	-39.83	≤-21.20	PASS	
Ant1	High	5290	AV	5350.000	-49.94	≤-41.20	PASS	
			AV	5353.913	-47.56	≤-41.20	PASS	
			AV	5460.000	-51.95	≤-41.20	PASS	
			Peak	5350.000	-39.43	≤-21.20	PASS	
			Peak	5368.116	-37.29	≤-21.20	PASS	
			Peak	5460.000	-44.22	≤-21.20	PASS	
Ant2	High	5290	AV	5350.000	-46.68	≤-41.20	PASS	
			AV	5362.029	-46.09	≤-41.20	PASS	
			AV	5460.000	-51.62	≤-41.20	PASS	
			Peak	5350.000	-32.21	≤-21.20	PASS	
			Peak	5351.304	-32.44	≤-21.20	PASS	
			Peak	5460.000	-43.12	≤-21.20	PASS	
total	High	5290	AV	5350.000	-45.00	≤-41.20	PASS	
			AV	5362.029	-43.75	≤-41.20	PASS	
			AV	5460.000	-48.77	≤-41.20	PASS	

	Ant1	Low	5530	Peak	5350.000	-31.46	≤-21.20	PASS
				Peak	5351.304	-31.21	≤-21.20	PASS
				Peak	5460.000	-40.62	≤-21.20	PASS
				AV	5460.000	-46.03	≤-41.20	PASS
				AV	5463.565	-45.46	≤-41.20	PASS
				AV	5470.000	-45.75	≤-41.20	PASS
				Peak	5460.000	-35.81	≤-21.20	PASS
				Peak	5461.681	-34.86	≤-21.20	PASS
				Peak	5470.000	-36.54	≤-21.20	PASS
	Ant2	Low	5530	AV	5460.000	-46.9	≤-41.20	PASS
				AV	5469.971	-45.75	≤-41.20	PASS
				AV	5470.000	-45.75	≤-41.20	PASS
				Peak	5460.000	-40.53	≤-21.20	PASS
				Peak	5462.246	-36.82	≤-21.20	PASS
				Peak	5470.000	-40.94	≤-21.20	PASS
	total	Low	5530	AV	5460.000	-43.43	≤-41.20	PASS
				AV	5469.971	-42.59	≤-41.20	PASS
				AV	5470.000	-42.74	≤-41.20	PASS
				Peak	5460.000	-34.55	≤-21.20	PASS
				Peak	5462.246	-32.72	≤-21.20	PASS
				Peak	5470.000	-35.19	≤-21.20	PASS
	Ant1	High	5610	AV	5725.000	-49.86	≤-41.20	PASS
				AV	5732.029	-49.76	≤-41.20	PASS
				AV	5735.000	-51.82	≤-41.20	PASS
Peak				5725.000	-41.66	≤-21.20	PASS	
Peak				5726.522	-37.85	≤-21.20	PASS	
Peak				5735.000	-43.41	≤-21.20	PASS	
Ant2	High	5610	AV	5725.000	-51.9	≤-41.20	PASS	
			AV	5732.029	-50.8	≤-41.20	PASS	
			AV	5735.000	-52.01	≤-41.20	PASS	
			Peak	5725.000	-44.01	≤-21.20	PASS	
			Peak	5732.319	-42.03	≤-21.20	PASS	
			Peak	5735.000	-42.94	≤-21.20	PASS	
total	High	5610	AV	5725.000	-47.75	≤-41.20	PASS	
			AV	5732.029	-47.24	≤-41.20	PASS	
			AV	5735.000	-48.90	≤-41.20	PASS	
			Peak	5725.000	-39.67	≤-21.20	PASS	
			Peak	5732.319	-36.45	≤-21.20	PASS	
			Peak	5735.000	-40.16	≤-21.20	PASS	
Ant1	Low	5775	Peak	5650.000	-43.64	≤-27.00	PASS	
			Peak	5700.000	-38.28	≤10.00	PASS	
			Peak	5720.000	-38.15	≤15.60	PASS	
			Peak	5725.000	-37.72	≤27.00	PASS	
Ant2	Low	5775	Peak	5650.000	-43.14	≤-27.00	PASS	
			Peak	5700.000	-32.11	≤10.00	PASS	
			Peak	5720.000	-27.12	≤15.60	PASS	

	total	Low	5775	Peak	5725.000	-29.83	≤27.00	PASS
				Peak	5650.000	-40.37	≤-27.00	PASS
				Peak	5700.000	-31.17	≤-27.00	PASS
				Peak	5720.000	-27.79	≤-27.00	PASS
				Peak	5725.000	-29.18	≤-27.00	PASS
	Ant1	High	5775	Peak	5850.000	-39.52	≤15.60	PASS
				Peak	5855.000	-42.44	≤27.00	PASS
				Peak	5875.000	-38.98	≤15.60	PASS
				Peak	5925.000	-43.9	≤10.00	PASS
	Ant2	High	5775	Peak	5850.000	-40.07	≤15.60	PASS
				Peak	5855.000	-37.73	≤27.00	PASS
				Peak	5875.000	-40.97	≤15.60	PASS
				Peak	5925.000	-41.52	≤10.00	PASS
	total	High	5775	Peak	5850.000	-36.78	≤-27.00	PASS
				Peak	5855.000	-36.47	≤-27.00	PASS
				Peak	5875.000	-36.85	≤-27.00	PASS
Peak				5925.000	-39.54	≤-27.00	PASS	
11AX20MI MO	Ant1	Low	5180	AV	4500.000	-55.31	≤-41.20	PASS
				AV	5149.275	-51.44	≤-41.20	PASS
				AV	5150.000	-51.54	≤-41.20	PASS
				Peak	4500.000	-43.95	≤-21.20	PASS
				Peak	5146.232	-36.77	≤-21.20	PASS
				Peak	5150.000	-37.47	≤-21.20	PASS
	Ant2	Low	5180	AV	4500.000	-55.4	≤-41.20	PASS
				AV	5149.275	-50.77	≤-41.20	PASS
				AV	5150.000	-50.92	≤-41.20	PASS
				Peak	4500.000	-44.25	≤-21.20	PASS
				Peak	5146.232	-37.34	≤-21.20	PASS
				Peak	5150.000	-38.96	≤-21.20	PASS
	total	Low	5180	AV	4500.000	-52.34	≤-41.20	PASS
				AV	5149.275	-48.08	≤-41.20	PASS
				AV	5150.000	-48.21	≤-41.20	PASS
				Peak	4500.000	-41.09	≤-21.20	PASS
				Peak	5146.232	-34.04	≤-21.20	PASS
				Peak	5150.000	-35.14	≤-21.20	PASS
	Ant1	High	5240	AV	5350.000	-53.21	≤-41.20	PASS
				AV	5446.783	-51.01	≤-41.20	PASS
				AV	5460.000	-52.8	≤-41.20	PASS
				Peak	5350.000	-43.23	≤-21.20	PASS
				Peak	5448.174	-40.51	≤-21.20	PASS
				Peak	5460.000	-42.76	≤-21.20	PASS
Ant2	High	5240	AV	5350.000	-53.06	≤-41.20	PASS	
			AV	5446.783	-51.13	≤-41.20	PASS	
			AV	5460.000	-52.58	≤-41.20	PASS	
			Peak	5350.000	-41.88	≤-21.20	PASS	
			Peak	5448.870	-39.96	≤-21.20	PASS	

	total	High	5240	Peak	5460.000	-43.18	≤-21.20	PASS
				AV	5350.000	-50.12	≤-41.20	PASS
				AV	5446.783	-48.06	≤-41.20	PASS
				AV	5460.000	-49.68	≤-41.20	PASS
				Peak	5350.000	-39.49	≤-21.20	PASS
				Peak	5448.870	-37.22	≤-21.20	PASS
				Peak	5460.000	-39.95	≤-21.20	PASS
	Ant1	High	5320	AV	5350.000	-51.56	≤-41.20	PASS
				AV	5448.406	-51.18	≤-41.20	PASS
				AV	5460.000	-53.09	≤-41.20	PASS
				Peak	5350.000	-41.75	≤-21.20	PASS
				Peak	5350.783	-40.43	≤-21.20	PASS
				Peak	5460.000	-43.82	≤-21.20	PASS
	Ant2	High	5320	AV	5350.000	-51.66	≤-41.20	PASS
				AV	5448.406	-50.97	≤-41.20	PASS
				AV	5460.000	-52.35	≤-41.20	PASS
				Peak	5350.000	-41.1	≤-21.20	PASS
				Peak	5453.739	-40.91	≤-21.20	PASS
				Peak	5460.000	-44.13	≤-21.20	PASS
	total	High	5320	AV	5350.000	-48.60	≤-41.20	PASS
				AV	5448.406	-48.06	≤-41.20	PASS
AV				5460.000	-49.69	≤-41.20	PASS	
Peak				5350.000	-38.40	≤-21.20	PASS	
Peak				5453.739	-37.65	≤-21.20	PASS	
Peak				5460.000	-40.96	≤-21.20	PASS	
Ant1	Low	5500	AV	5460.000	-51.25	≤-41.20	PASS	
			AV	5470.000	-47.79	≤-41.20	PASS	
			Peak	5460.000	-39.99	≤-21.20	PASS	
			Peak	5469.652	-35.78	≤-21.20	PASS	
			Peak	5470.000	-35.87	≤-21.20	PASS	
Ant2	Low	5500	AV	5460.000	-51.56	≤-41.20	PASS	
			AV	5468.957	-49.63	≤-41.20	PASS	
			AV	5470.000	-50	≤-41.20	PASS	
			Peak	5460.000	-41.62	≤-21.20	PASS	
			Peak	5467.130	-36.62	≤-21.20	PASS	
			Peak	5470.000	-37.24	≤-21.20	PASS	
total	Low	5500	AV	5460.000	-48.39	≤-41.20	PASS	
			AV	5468.957	-47.35	≤-41.20	PASS	
			AV	5470.000	-45.75	≤-41.20	PASS	
			Peak	5460.000	-37.72	≤-21.20	PASS	
			Peak	5467.130	-33.17	≤-21.20	PASS	
			Peak	5470.000	-33.49	≤-21.20	PASS	
Ant1	High	5700	AV	5725.000	-49.74	≤-41.20	PASS	
			AV	5725.478	-49.64	≤-41.20	PASS	
			AV	5735.000	-51.8	≤-41.20	PASS	
			Peak	5725.000	-36.71	≤-21.20	PASS	

				Peak	5729.043	-34.9	≤-21.20	PASS
				Peak	5735.000	-39.35	≤-21.20	PASS
	Ant2	High	5700	AV	5725.000	-46.89	≤-41.20	PASS
				AV	5725.043	-46.89	≤-41.20	PASS
				AV	5735.000	-50.28	≤-41.20	PASS
				Peak	5725.000	-32.06	≤-21.20	PASS
				Peak	5726.957	-31.44	≤-21.20	PASS
				Peak	5735.000	-40.12	≤-21.20	PASS
	total	High	5700	AV	5725.000	-45.07	≤-41.20	PASS
				AV	5725.043	-45.04	≤-41.20	PASS
				AV	5735.000	-47.96	≤-41.20	PASS
				Peak	5725.000	-30.78	≤-21.20	PASS
				Peak	5726.957	-29.82	≤-21.20	PASS
				Peak	5735.000	-36.71	≤-21.20	PASS
	Ant1	Low	5745	Peak	5650.000	-42.06	≤-27.00	PASS
				Peak	5700.000	-41.71	≤10.00	PASS
				Peak	5720.000	-36.31	≤15.60	PASS
				Peak	5725.000	-31.9	≤27.00	PASS
	Ant2	Low	5745	Peak	5650.000	-43.24	≤-27.00	PASS
				Peak	5700.000	-42.81	≤10.00	PASS
				Peak	5720.000	-34.82	≤15.60	PASS
				Peak	5725.000	-25.37	≤27.00	PASS
	total	Low	5745	Peak	5650.000	-39.60	≤-27.00	PASS
				Peak	5700.000	-39.21	≤-27.00	PASS
Peak				5720.000	-32.49	≤-27.00	PASS	
Peak				5725.000	-27.50	≤-27.00	PASS	
Ant1	High	5825	Peak	5850.000	-36.17	≤15.60	PASS	
			Peak	5855.000	-39.35	≤27.00	PASS	
			Peak	5875.000	-41.36	≤15.60	PASS	
			Peak	5925.000	-42.78	≤10.00	PASS	
Ant2	High	5825	Peak	5850.000	-32.75	≤15.60	PASS	
			Peak	5855.000	-41.16	≤27.00	PASS	
			Peak	5875.000	-41.27	≤15.60	PASS	
			Peak	5925.000	-39.44	≤10.00	PASS	
total	High	5825	Peak	5850.000	-31.12	≤-27.00	PASS	
			Peak	5855.000	-37.15	≤-27.00	PASS	
			Peak	5875.000	-38.30	≤-27.00	PASS	
			Peak	5925.000	-37.79	≤-27.00	PASS	
11AX40MI MO	Ant1	Low	5190	AV	4500.000	-54.84	≤-41.20	PASS
				AV	5146.232	-51.21	≤-41.20	PASS
				AV	5150.000	-51.52	≤-41.20	PASS
				Peak	4500.000	-44.15	≤-21.20	PASS
				Peak	5143.188	-39.02	≤-21.20	PASS
				Peak	5150.000	-41.23	≤-21.20	PASS
	Ant2	Low	5190	AV	4500.000	-54.6	≤-41.20	PASS
				AV	5149.275	-45.98	≤-41.20	PASS