

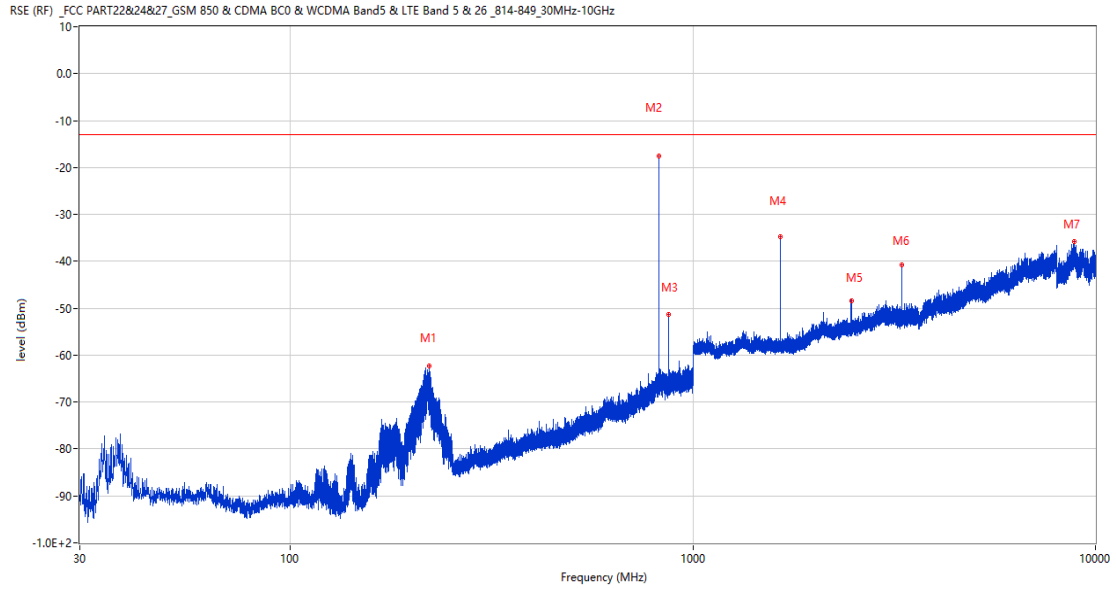
A.7 Field Strength of Spurious Radiation

GSM

1 GSM 850

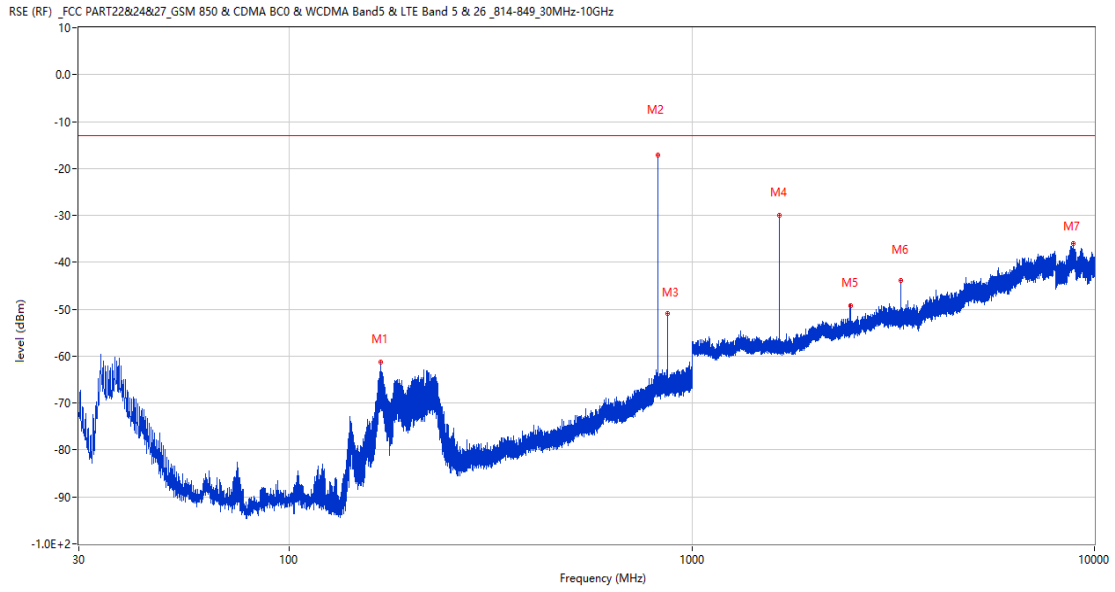
1.1 GSM 850 Low Channel

RSE-H&H GSM 850 CH128



Frequency (MHz)	Result (dBm)	Factor (dB)	PK Limit (dBm)	Over Limit (dB)	Table (o)	ANT	EUT	Verdict
221.042	-62.29	-12.56	-13.0	-49.29	135.00	Horizontal	Horizontal	Pass
824.236	-17.47	6.91	-13.0	-4.47	25.00	Horizontal	Horizontal	N/A
869.196	-51.30	6.35	-13.0	-38.30	123.00	Horizontal	Horizontal	N/A
1649.400	-34.73	-3.69	-13.0	-21.73	184.00	Horizontal	Horizontal	Pass
2473.700	-48.51	0.97	-13.0	-35.51	184.00	Horizontal	Horizontal	Pass
3297.250	-40.69	6.65	-13.0	-27.69	354.00	Horizontal	Horizontal	Pass
8856.401	-35.87	20.28	-13.0	-22.87	239.00	Horizontal	Horizontal	Pass

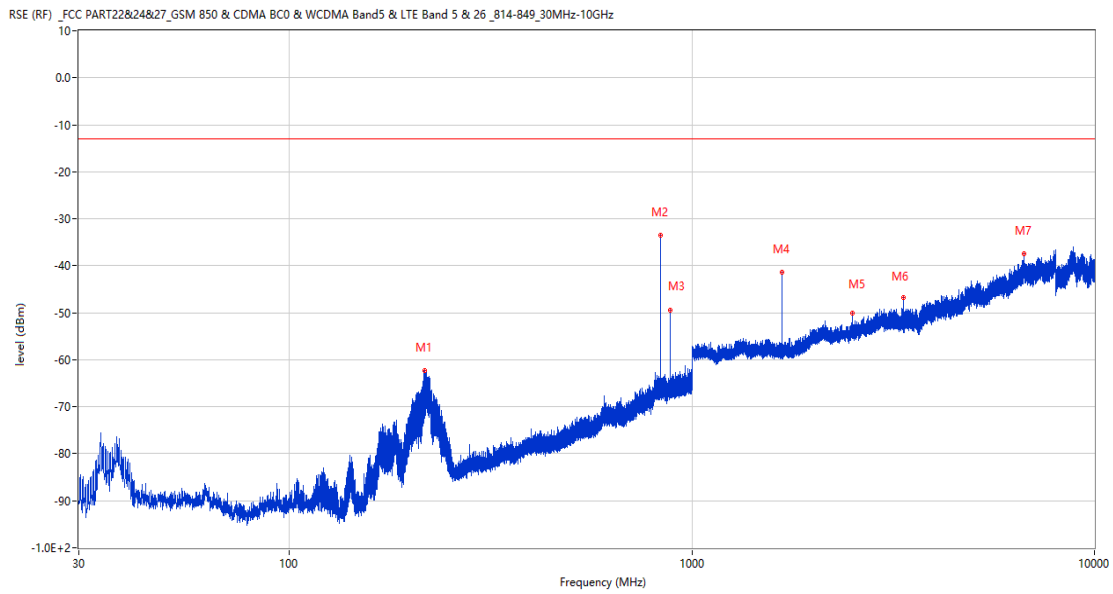
RSE-V&H GSM 850 CH128



Frequency (MHz)	Result (dBm)	Factor (dB)	PK Limit (dBm)	Over Limit (dB)	Table (o)	ANT	EUT	Verdict
168.613	-61.27	-16.08	-13.0	-48.27	104.00	Vertical	Horizontal	Pass
824.284	-17.05	6.91	-13.0	-4.05	125.00	Vertical	Horizontal	N/A
869.147	-50.99	6.35	-13.0	-37.99	173.00	Vertical	Horizontal	N/A
1649.400	-29.91	-3.69	-13.0	-16.91	346.00	Vertical	Horizontal	Pass
2473.600	-49.20	0.97	-13.0	-36.20	316.00	Vertical	Horizontal	Pass
3297.500	-43.96	6.66	-13.0	-30.96	218.00	Vertical	Horizontal	Pass
8864.099	-36.06	20.19	-13.0	-23.06	360.00	Vertical	Horizontal	Pass

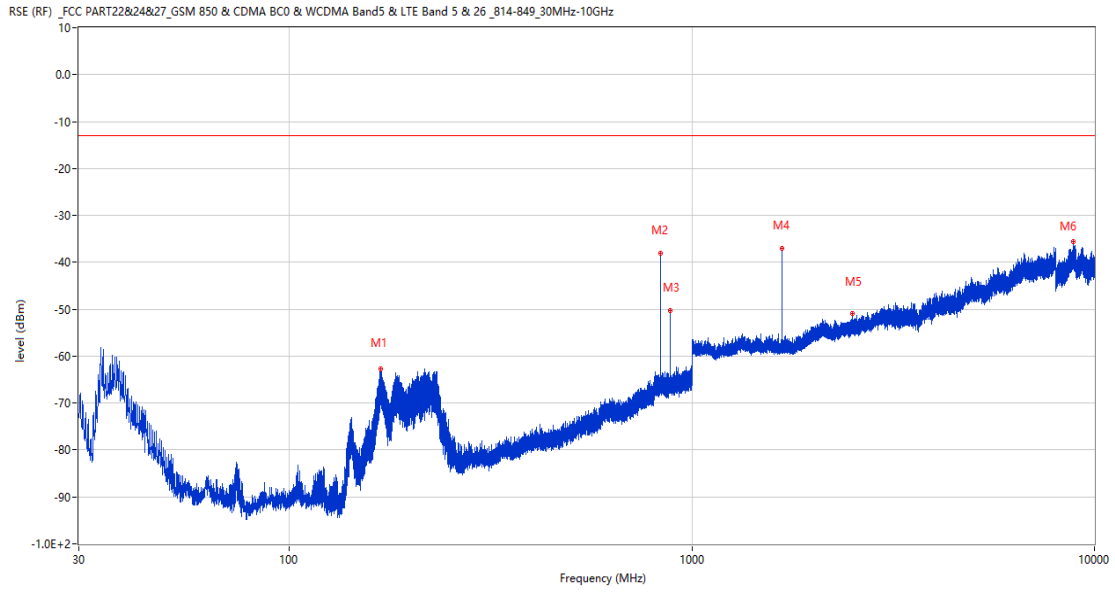
1.2 GSM 850 Middle Channel

RSE-H&H GSM 850 CH190



Frequency (MHz)	Result (dBm)	Factor (dB)	PK Limit (dBm)	Over Limit (dB)	Table (o)	ANT	EUT	Verdict
216.774	-62.28	-13.01	-13.0	-49.28	164.00	Horizontal	Horizontal	Pass
836.555	-33.57	7.13	-13.0	-20.57	26.00	Horizontal	Horizontal	N/A
881.563	-49.44	6.75	-13.0	-36.44	34.00	Horizontal	Horizontal	N/A
1674.000	-41.47	-3.60	-13.0	-28.47	250.00	Horizontal	Horizontal	Pass
2510.900	-50.06	1.47	-13.0	-37.06	213.00	Horizontal	Horizontal	Pass
3347.000	-46.84	7.10	-13.0	-33.84	333.00	Horizontal	Horizontal	Pass
6673.250	-37.48	16.69	-13.0	-24.48	0.00	Horizontal	Horizontal	Pass

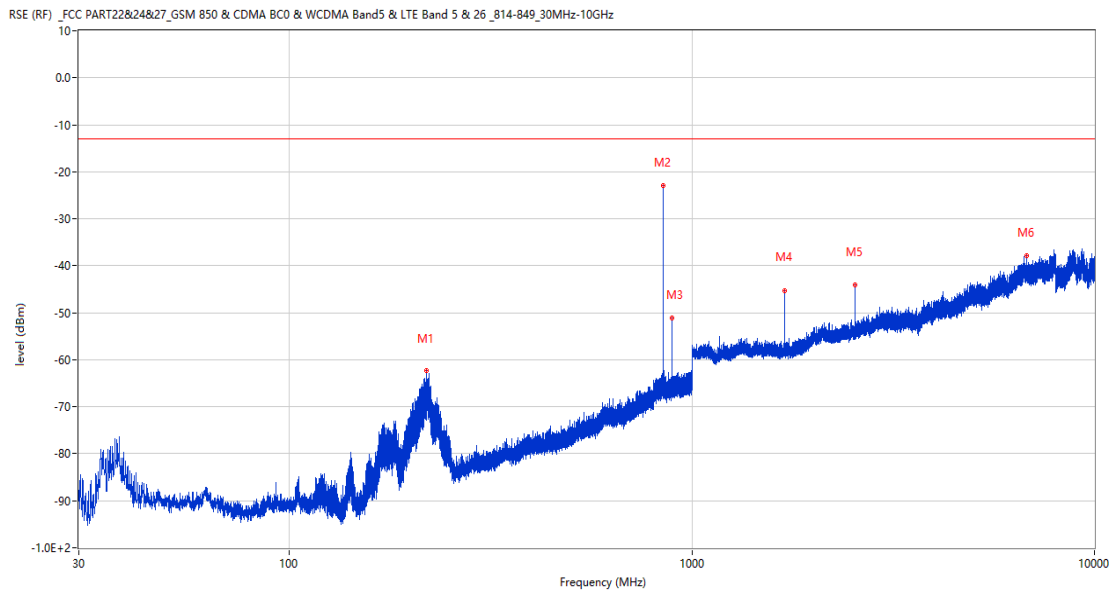
RSE-V&H GSM 850 CH190



Frequency (MHz)	Result (dBm)	Factor (dB)	PK Limit (dBm)	Over Limit (dB)	Table (o)	ANT	EUT	Verdict
168.613	-62.69	-16.08	-13.0	-49.69	32.00	Vertical	Horizontal	Pass
836.604	-38.06	7.13	-13.0	-25.06	349.00	Vertical	Horizontal	N/A
881.563	-50.27	6.75	-13.0	-37.27	174.00	Vertical	Horizontal	N/A
1673.900	-37.12	-3.60	-13.0	-24.12	0.00	Vertical	Horizontal	Pass
2511.000	-50.95	1.46	-13.0	-37.95	330.00	Vertical	Horizontal	Pass
8856.200	-35.53	20.28	-13.0	-22.53	126.00	Vertical	Horizontal	Pass

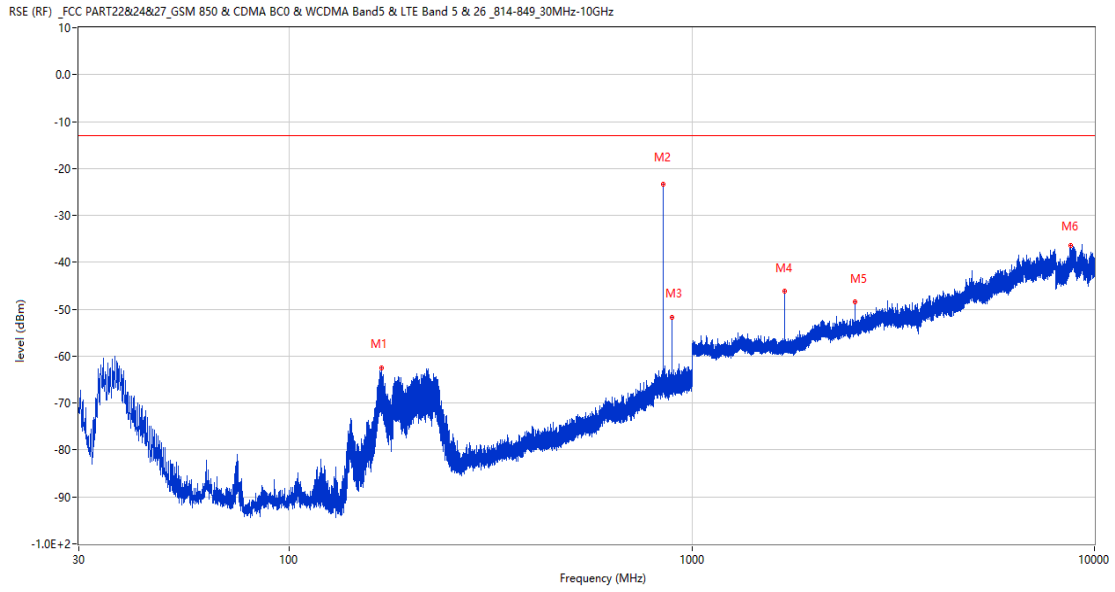
1.3 GSM 850 High Channel

RSE-H&H GSM 850 CH251



Frequency (MHz)	Result (dBm)	Factor (dB)	PK Limit (dBm)	Over Limit (dB)	Table (o)	ANT	EUT	Verdict
218.665	-62.34	-12.81	-13.0	-49.34	170.00	Horizontal	Horizontal	Pass
848.874	-22.91	7.31	-13.0	-9.91	19.00	Horizontal	Horizontal	N/A
893.785	-51.12	6.89	-13.0	-38.12	118.00	Horizontal	Horizontal	N/A
1698.400	-45.25	-3.59	-13.0	-32.25	93.00	Horizontal	Horizontal	Pass
2547.200	-44.16	1.52	-13.0	-31.16	220.00	Horizontal	Horizontal	Pass
6779.500	-37.96	16.21	-13.0	-24.96	281.00	Horizontal	Horizontal	Pass

RSE-V&H GSM 850 CH251

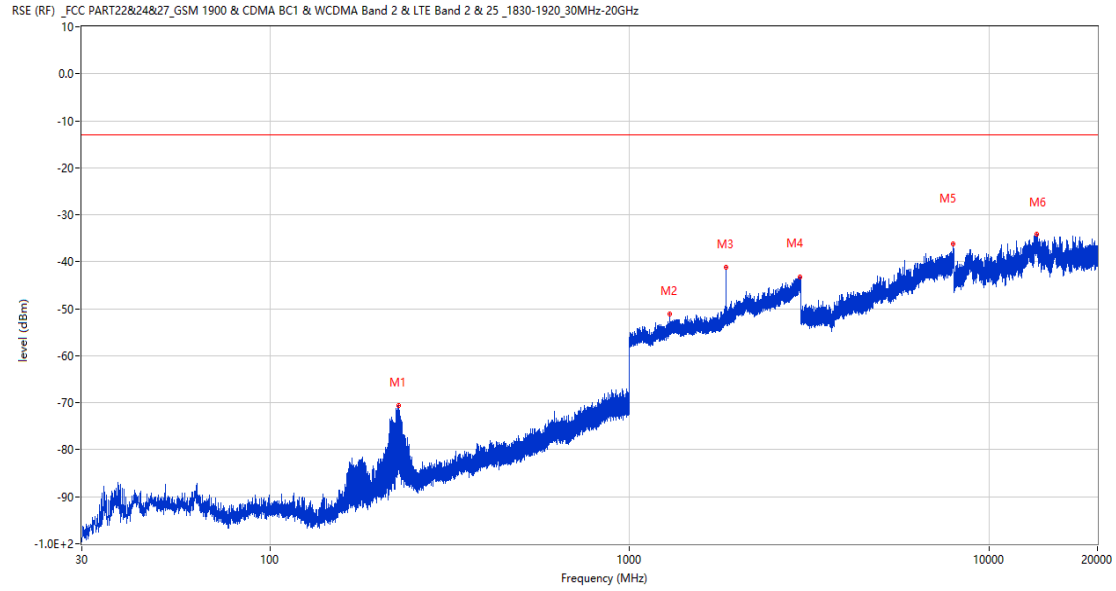


Frequency (MHz)	Result (dBm)	Factor (dB)	PK Limit (dBm)	Over Limit (dB)	Table (o)	ANT	EUT	Verdict
169.098	-62.47	-16.00	-13.0	-49.47	46.00	Vertical	Horizontal	Pass
848.874	-23.32	7.31	-13.0	-10.32	133.00	Vertical	Horizontal	N/A
893.737	-51.63	6.90	-13.0	-38.63	337.00	Vertical	Horizontal	N/A
1698.400	-46.16	-3.59	-13.0	-33.16	9.00	Vertical	Horizontal	Pass
2547.000	-48.44	1.52	-13.0	-35.44	317.00	Vertical	Horizontal	Pass
8742.500	-36.36	18.93	-13.0	-23.36	110.00	Vertical	Horizontal	Pass

2 GSM 1900

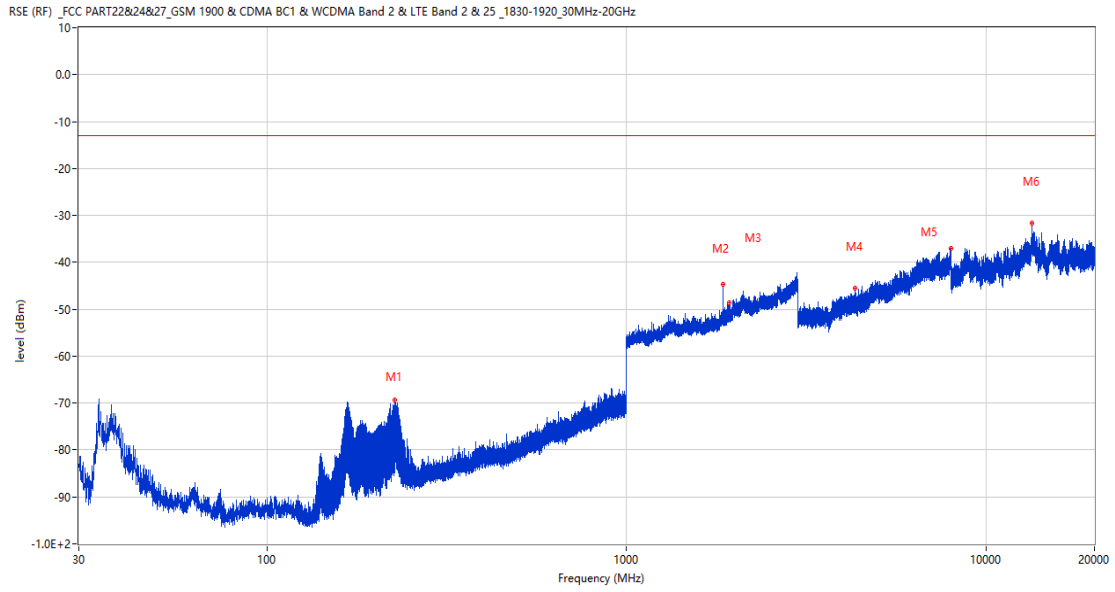
2.1 GSM 1900 Low Channel

RSE-H&H GSM 1900 CH512



Frequency (MHz)	Result (dBm)	Factor (dB)	PK Limit (dBm)	Over Limit (dB)	Table (o)	ANT	EUT	Verdict
228.074	-70.53	-14.00	-13.0	-57.53	360.00	Horizontal	Horizontal	Pass
1292.100	-51.18	0.63	-13.0	-38.18	219.00	Horizontal	Horizontal	Pass
1850.100	-41.15	2.54	-13.0	-28.15	340.00	Horizontal	Horizontal	N/A
2971.400	-43.21	11.87	-13.0	-30.21	360.00	Horizontal	Horizontal	Pass
7924.000	-36.17	18.33	-13.0	-23.17	199.00	Horizontal	Horizontal	Pass
13552.938	-34.22	25.20	-13.0	-21.22	314.00	Horizontal	Horizontal	Pass

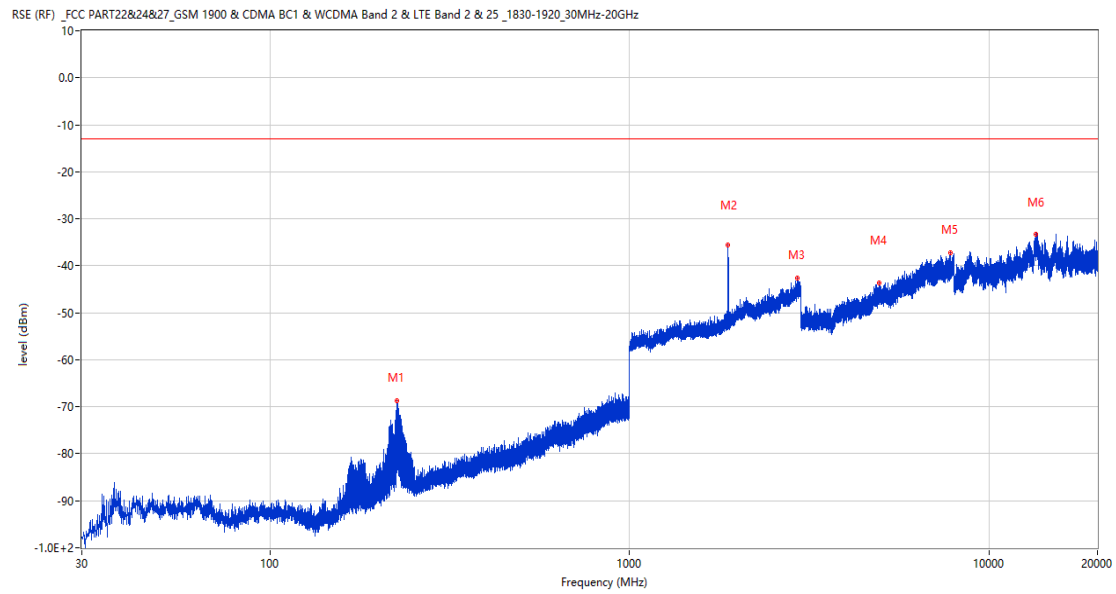
RSE-V&H GSM 1900 CH512



Frequency (MHz)	Result (dBm)	Factor (dB)	PK Limit (dBm)	Over Limit (dB)	Table (o)	ANT	EUT	Verdict
227.104	-69.35	-14.08	-13.0	-56.35	180.00	Vertical	Horizontal	Pass
1850.000	-44.69	2.54	-13.0	-31.69	208.00	Vertical	Horizontal	N/A
1930.000	-48.56	3.40	-13.0	-35.56	273.00	Vertical	Horizontal	N/A
4308.750	-45.42	10.51	-13.0	-32.42	229.00	Vertical	Horizontal	Pass
7964.750	-36.99	18.07	-13.0	-23.99	59.00	Vertical	Horizontal	Pass
13421.712	-31.72	24.70	-13.0	-18.72	84.00	Vertical	Horizontal	Pass

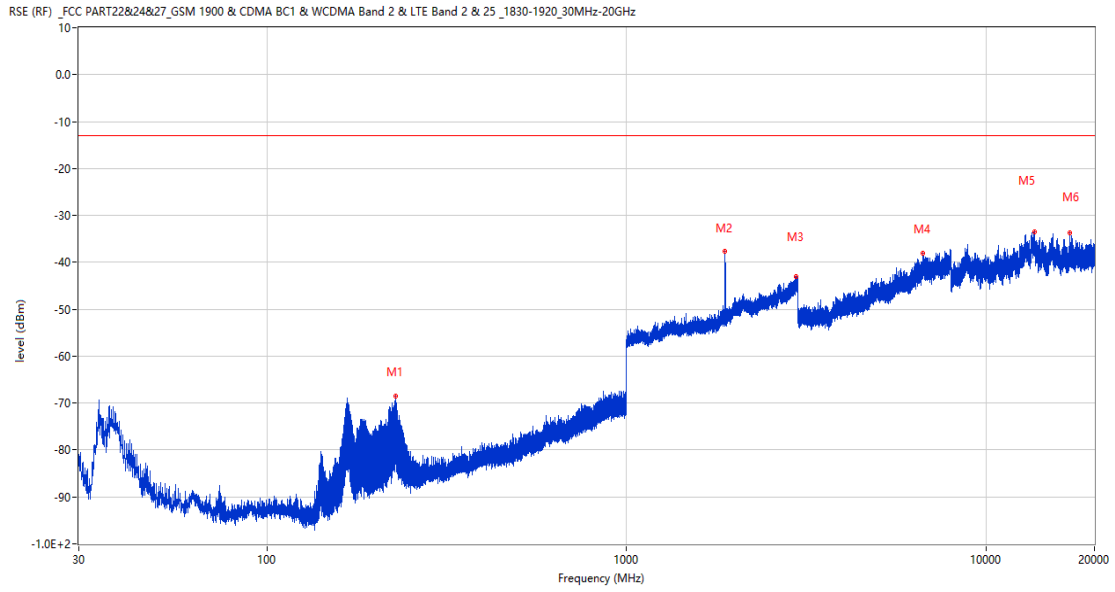
2.2 GSM 1900 Middle Channel

RSE-H&H GSM 1900 CH661



Frequency (MHz)	Result (dBm)	Factor (dB)	PK Limit (dBm)	Over Limit (dB)	Table (o)	ANT	EUT	Verdict
226.134	-68.80	-14.20	-13.0	-55.80	19.00	Horizontal	Horizontal	Pass
1880.800	-35.61	2.77	-13.0	-22.61	345.00	Horizontal	Horizontal	N/A
2930.600	-42.65	10.24	-13.0	-29.65	12.00	Horizontal	Horizontal	Pass
4939.500	-43.56	12.76	-13.0	-30.56	206.00	Horizontal	Horizontal	Pass
7784.500	-37.31	18.26	-13.0	-24.31	153.00	Horizontal	Horizontal	Pass
13459.412	-33.37	24.40	-13.0	-20.37	0.00	Horizontal	Horizontal	Pass

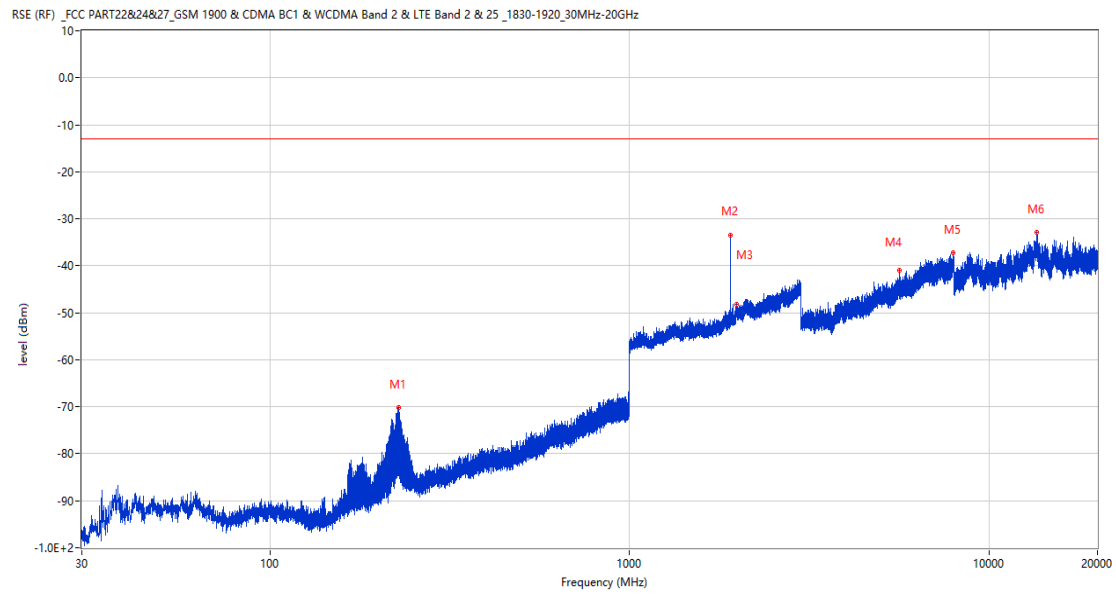
RSE-V&H GSM 1900 CH661



Frequency (MHz)	Result (dBm)	Factor (dB)	PK Limit (dBm)	Over Limit (dB)	Table (o)	ANT	EUT	Verdict
227.638	-68.42	-14.04	-13.0	-55.42	39.00	Vertical	Horizontal	Pass
1880.900	-37.67	2.77	-13.0	-24.67	298.00	Vertical	Horizontal	N/A
2959.900	-43.02	11.04	-13.0	-30.02	274.00	Vertical	Horizontal	Pass
6675.250	-38.15	16.70	-13.0	-25.15	176.00	Vertical	Horizontal	Pass
13609.125	-33.47	24.86	-13.0	-20.47	360.00	Vertical	Horizontal	Pass
17101.449	-33.74	23.67	-13.0	-20.74	266.00	Vertical	Horizontal	Pass

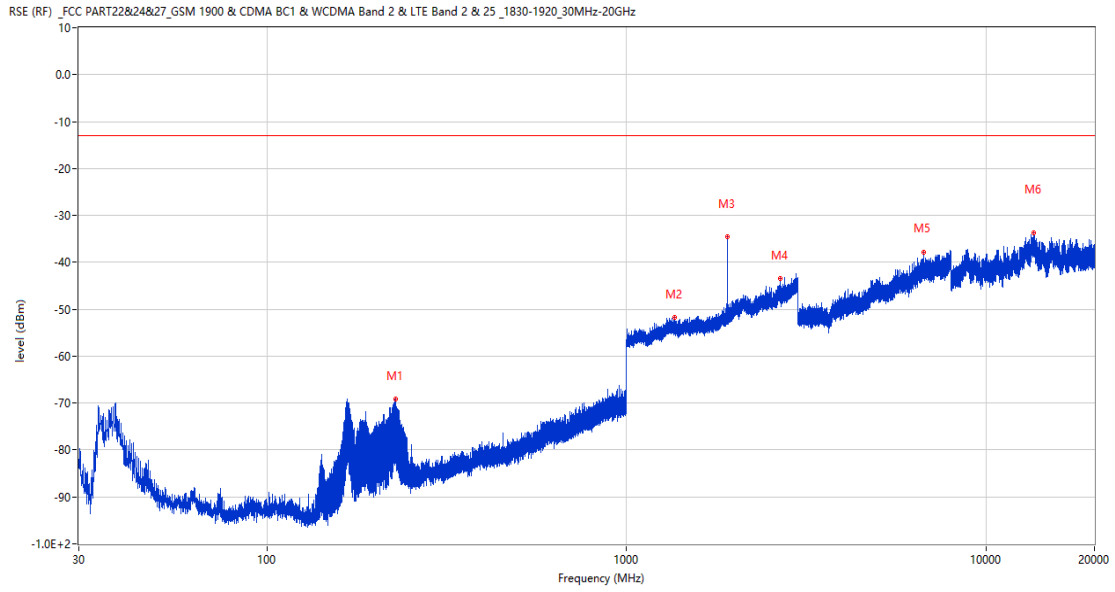
2.3 GSM 1900 High Channel

RSE-H&H GSM 1900 CH810



Frequency (MHz)	Result (dBm)	Factor (dB)	PK Limit (dBm)	Over Limit (dB)	Table (o)	ANT	EUT	Verdict
228.074	-70.17	-14.00	-13.0	-57.17	360.00	Horizontal	Horizontal	Pass
1910.500	-33.50	3.10	-13.0	-20.50	341.00	Horizontal	Horizontal	N/A
1989.800	-48.29	4.06	-13.0	-35.29	142.00	Horizontal	Horizontal	N/A
5620.750	-40.88	13.52	-13.0	-27.88	185.00	Horizontal	Horizontal	Pass
7933.500	-37.32	18.78	-13.0	-24.32	38.00	Horizontal	Horizontal	Pass
13573.963	-32.90	25.05	-13.0	-19.90	129.00	Horizontal	Horizontal	Pass

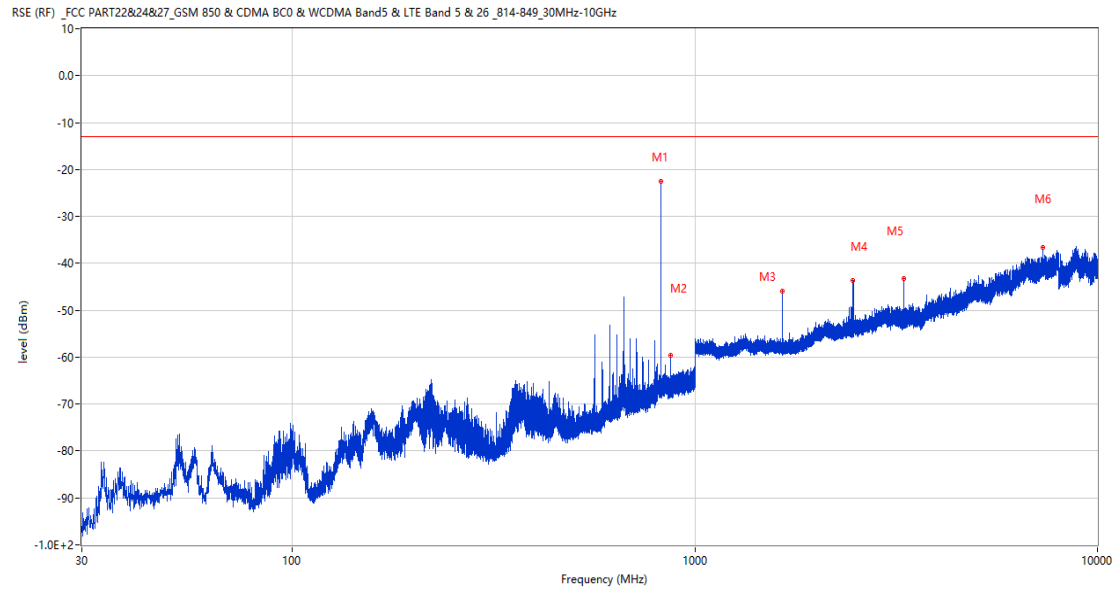
RSE-V&H GSM 1900 CH810



Frequency (MHz)	Result (dBm)	Factor (dB)	PK Limit (dBm)	Over Limit (dB)	Table (o)	ANT	EUT	Verdict
227.589	-69.11	-14.04	-13.0	-56.11	49.00	Vertical	Horizontal	Pass
1357.200	-51.81	0.52	-13.0	-38.81	320.00	Vertical	Horizontal	Pass
1910.700	-34.52	3.11	-13.0	-21.52	302.00	Vertical	Horizontal	N/A
2670.300	-43.41	9.46	-13.0	-30.41	254.00	Vertical	Horizontal	Pass
6703.750	-37.77	16.73	-13.0	-24.77	310.00	Vertical	Horizontal	Pass
13554.750	-33.63	25.19	-13.0	-20.63	50.00	Vertical	Horizontal	Pass

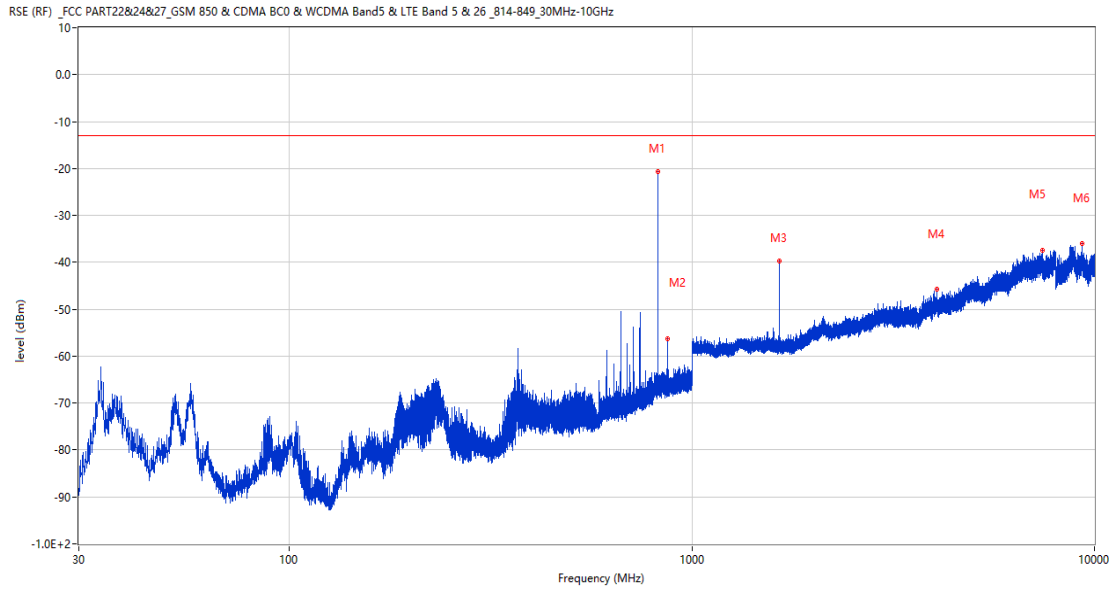
EGPRS
 3 EGPRS 850
 3.1 EGPRS 850 Low Channel

RSE-H&H EGPRS 850 CH128



Frequency (MHz)	Result (dBm)	Factor (dB)	PK Limit (dBm)	Over Limit (dB)	Table (o)	ANT	EUT	Verdict
824.236	-22.50	6.91	-13.0	-9.50	241.00	Horizontal	Horizontal	N/A
869.196	-59.53	6.35	-13.0	-46.53	216.00	Horizontal	Horizontal	N/A
1649.300	-46.19	-3.69	-13.0	-33.19	334.00	Horizontal	Horizontal	Pass
2473.500	-43.70	0.95	-13.0	-30.70	182.00	Horizontal	Horizontal	Pass
3297.750	-43.32	6.66	-13.0	-30.32	185.00	Horizontal	Horizontal	Pass
7336.750	-36.51	17.17	-13.0	-23.51	81.00	Horizontal	Horizontal	Pass

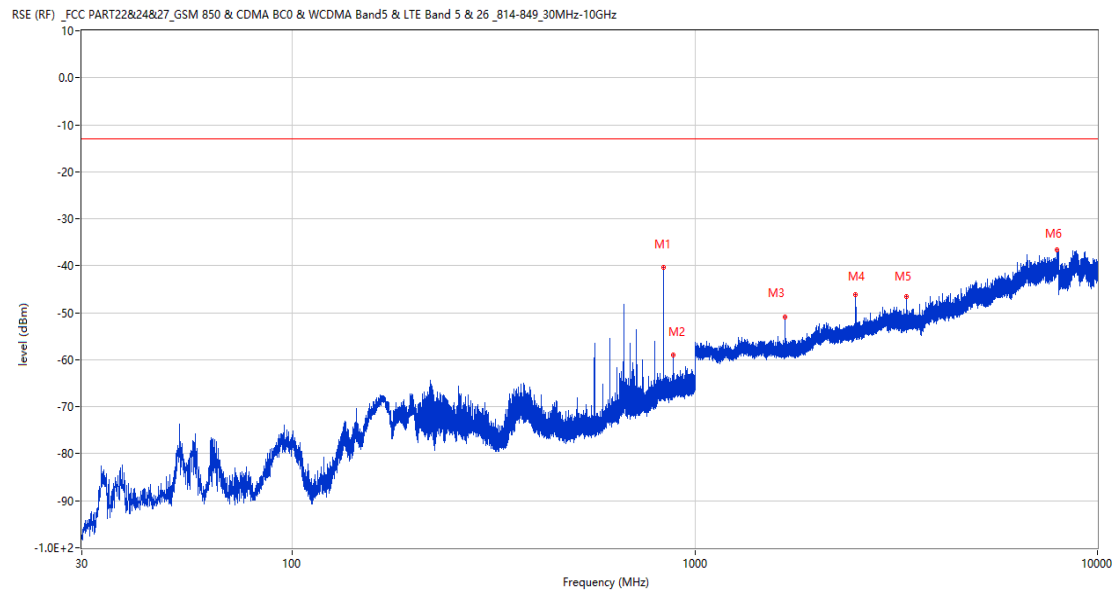
RSE-V&H EGPRS 850 CH128



Frequency (MHz)	Result (dBm)	Factor (dB)	PK Limit (dBm)	Over Limit (dB)	Table (o)	ANT	EUT	Verdict
824.236	-20.70	6.91	-13.0	-7.70	200.00	Vertical	Horizontal	N/A
869.147	-56.38	6.35	-13.0	-43.38	196.00	Vertical	Horizontal	N/A
1649.400	-39.67	-3.69	-13.0	-26.67	352.00	Vertical	Horizontal	Pass
4066.000	-45.78	10.36	-13.0	-32.78	196.00	Vertical	Horizontal	Pass
7421.500	-37.54	18.02	-13.0	-24.54	101.00	Vertical	Horizontal	Pass
9310.500	-35.96	19.66	-13.0	-22.96	150.00	Vertical	Horizontal	Pass

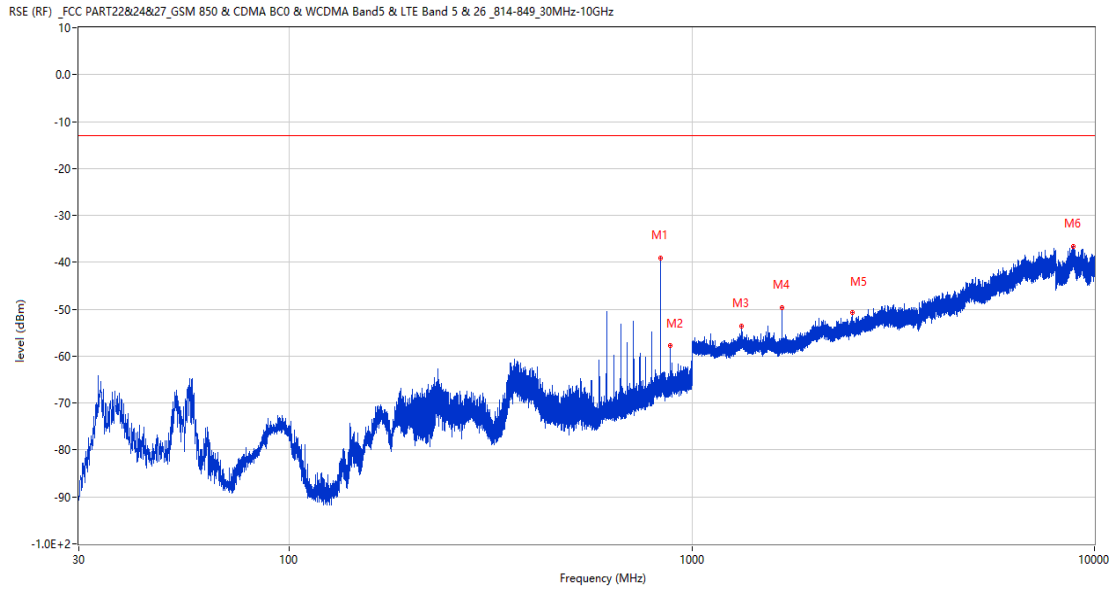
3.2 EGPRS 850 Middle Channel

RSE-H&H EGPRS 850 CH190



Frequency (MHz)	Result (dBm)	Factor (dB)	PK Limit (dBm)	Over Limit (dB)	Table (o)	ANT	EUT	Verdict
836.604	-40.42	7.13	-13.0	-27.42	280.00	Horizontal	Horizontal	N/A
881.612	-58.95	6.75	-13.0	-45.95	134.00	Horizontal	Horizontal	N/A
1674.200	-50.96	-3.61	-13.0	-37.96	98.00	Horizontal	Horizontal	Pass
2511.000	-46.19	1.46	-13.0	-33.19	195.00	Horizontal	Horizontal	Pass
3347.000	-46.51	7.10	-13.0	-33.51	154.00	Horizontal	Horizontal	Pass
7925.750	-36.68	18.44	-13.0	-23.68	343.00	Horizontal	Horizontal	Pass

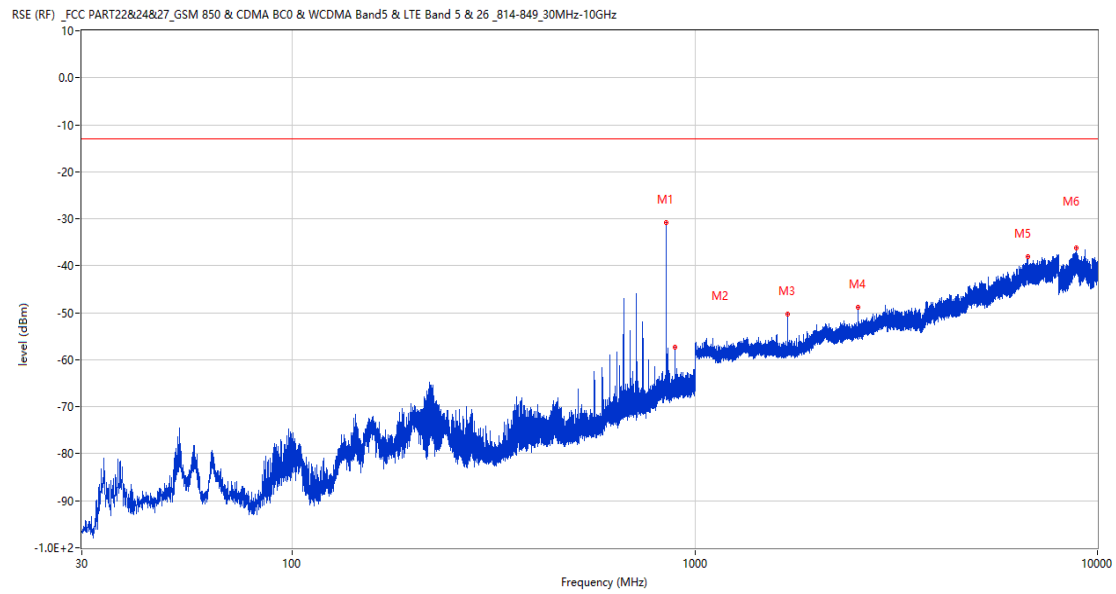
RSE-V&H EGPRS 850 CH190



Frequency (MHz)	Result (dBm)	Factor (dB)	PK Limit (dBm)	Over Limit (dB)	Table (o)	ANT	EUT	Verdict
836.555	-39.19	7.13	-13.0	-26.19	203.00	Vertical	Horizontal	N/A
881.612	-57.80	6.75	-13.0	-44.80	142.00	Vertical	Horizontal	N/A
1331.500	-53.62	-2.41	-13.0	-40.62	333.00	Vertical	Horizontal	Pass
1674.100	-49.74	-3.61	-13.0	-36.74	0.00	Vertical	Horizontal	Pass
2510.500	-50.71	1.49	-13.0	-37.71	273.00	Vertical	Horizontal	Pass
8848.900	-36.60	20.34	-13.0	-23.60	25.00	Vertical	Horizontal	Pass

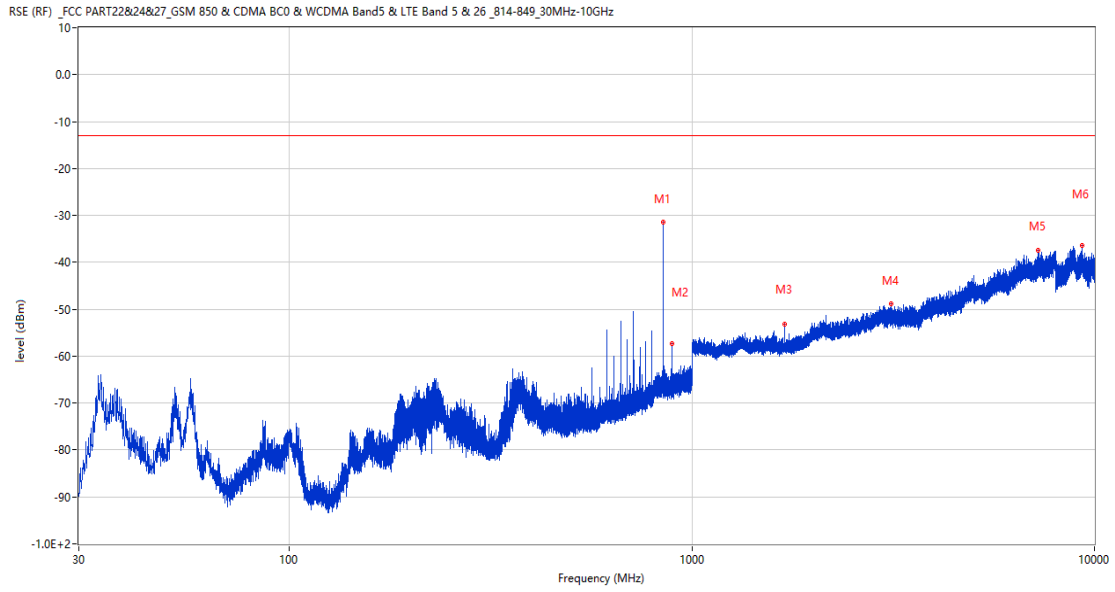
3.3 EGPRS 850 High Channel

RSE-H&H EGPRS 850 CH251



Frequency (MHz)	Result (dBm)	Factor (dB)	PK Limit (dBm)	Over Limit (dB)	Table (o)	ANT	EUT	Verdict
848.874	-30.76	7.31	-13.0	-17.76	128.00	Horizontal	Horizontal	N/A
893.882	-57.42	6.88	-13.0	-44.42	214.00	Horizontal	Horizontal	N/A
1698.500	-50.21	-3.60	-13.0	-37.21	86.00	Horizontal	Horizontal	Pass
2547.600	-48.86	1.52	-13.0	-35.86	207.00	Horizontal	Horizontal	Pass
6726.750	-38.09	16.59	-13.0	-25.09	6.00	Horizontal	Horizontal	Pass
8850.201	-36.19	20.36	-13.0	-23.19	-3.00	Horizontal	Horizontal	Pass

RSE-V&H EGPRS 850 CH251

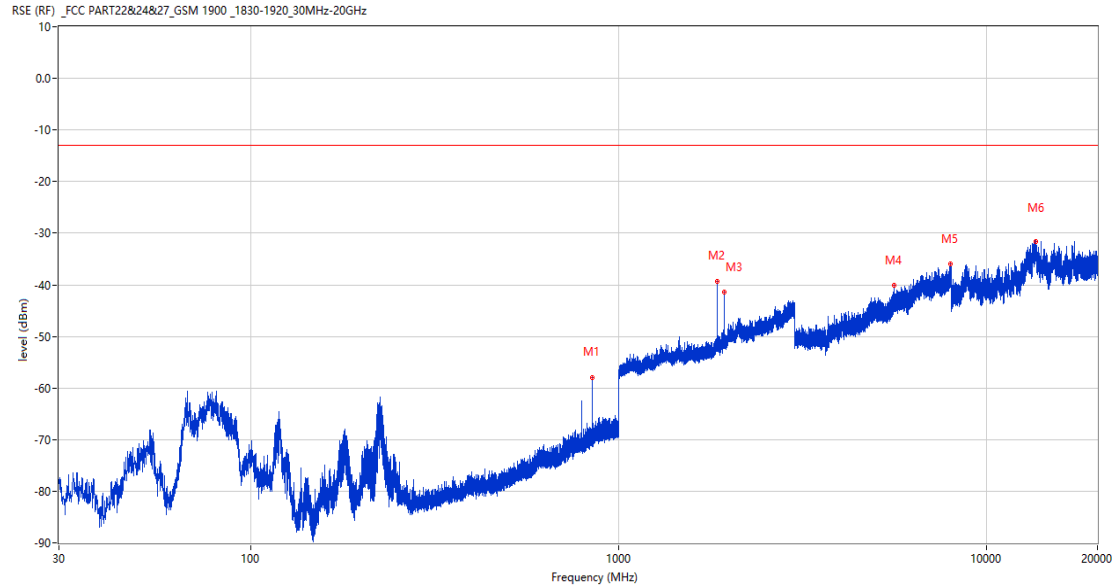


Frequency (MHz)	Result (dBm)	Factor (dB)	PK Limit (dBm)	Over Limit (dB)	Table (o)	ANT	EUT	Verdict
848.874	-31.47	7.31	-13.0	-18.47	200.00	Vertical	Horizontal	N/A
893.737	-57.37	6.90	-13.0	-44.37	188.00	Vertical	Horizontal	N/A
1698.300	-53.12	-3.59	-13.0	-40.12	159.00	Vertical	Horizontal	Pass
3132.250	-48.90	7.05	-13.0	-35.90	341.00	Vertical	Horizontal	Pass
7231.500	-37.53	17.04	-13.0	-24.53	216.00	Vertical	Horizontal	Pass
9339.201	-36.35	19.27	-13.0	-23.35	128.00	Vertical	Horizontal	Pass

4 EGPRS 1900

4.1 EGPRS 1900 Low Channel

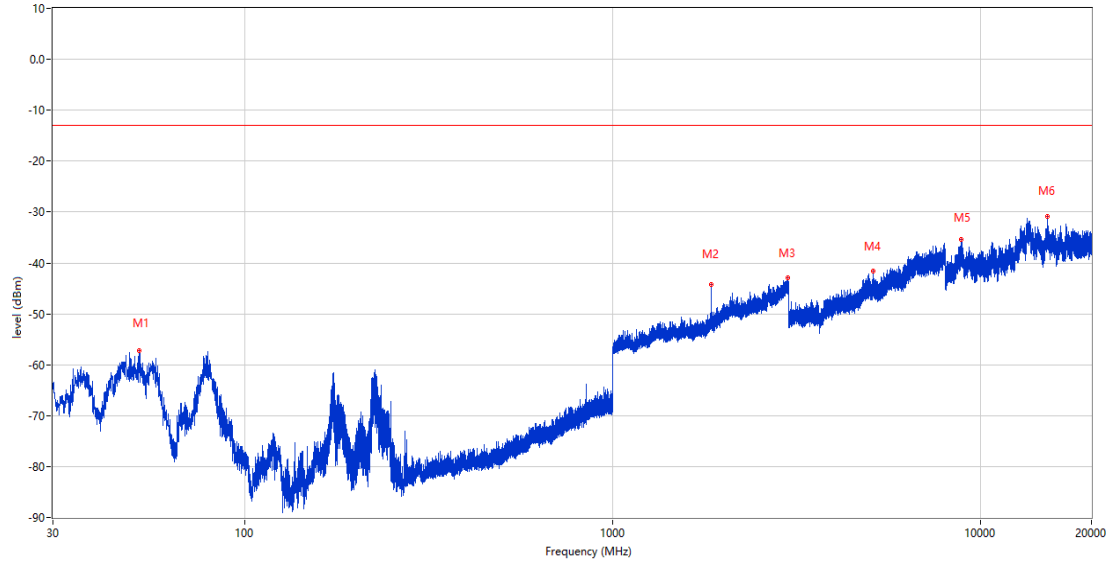
RSE-H&H EGPRS 1900 CH512



Frequency (MHz)	Result (dBm)	Factor (dB)	PK Limit (dBm)	Over Limit (dB)	Table (o)	ANT	EUT	Verdict
844.460	-57.92	1.15	-13.0	-44.92	37.00	Horizontal	Horizontal	Pass
1850.000	-39.41	2.54	-13.0	-26.41	334.00	Horizontal	Horizontal	N/A
1930.100	-41.43	3.16	-13.0	-28.43	286.00	Horizontal	Horizontal	N/A
5605.500	-40.16	13.80	-13.0	-27.16	268.00	Horizontal	Horizontal	Pass
7953.500	-35.95	18.52	-13.0	-22.95	132.00	Horizontal	Horizontal	Pass
13594.263	-31.71	24.91	-13.0	-18.71	254.00	Horizontal	Horizontal	Pass

RSE-V&H EGPRS 1900 CH512

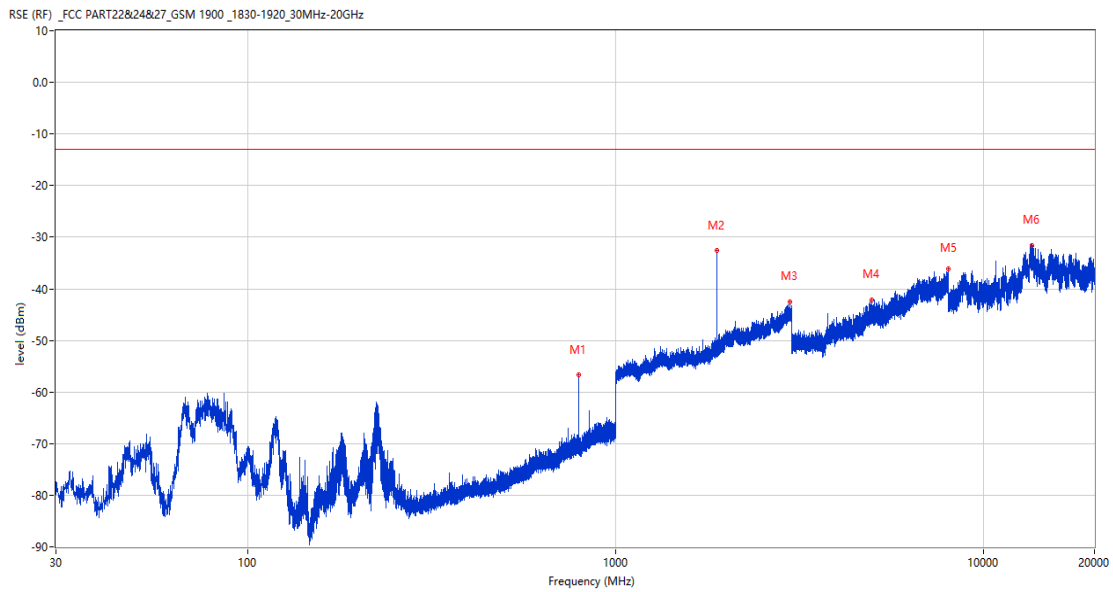
RSE (RF) _FCC PART22&24&27_GSM 1900 _1830-1920_30MHz-20GHz



Frequency (MHz)	Result (dBm)	Factor (dB)	PK Limit (dBm)	Over Limit (dB)	Table (o)	ANT	EUT	Verdict
51.583	-57.31	-17.46	-13.0	-44.31	265.00	Vertical	Horizontal	Pass
1850.200	-44.22	2.54	-13.0	-31.22	220.00	Vertical	Horizontal	N/A
2986.000	-42.89	10.94	-13.0	-29.89	148.00	Vertical	Horizontal	Pass
5109.750	-41.56	12.24	-13.0	-28.56	354.00	Vertical	Horizontal	Pass
8829.112	-35.31	20.02	-13.0	-22.31	170.00	Vertical	Horizontal	Pass
15170.413	-30.91	23.02	-13.0	-17.91	39.00	Vertical	Horizontal	Pass

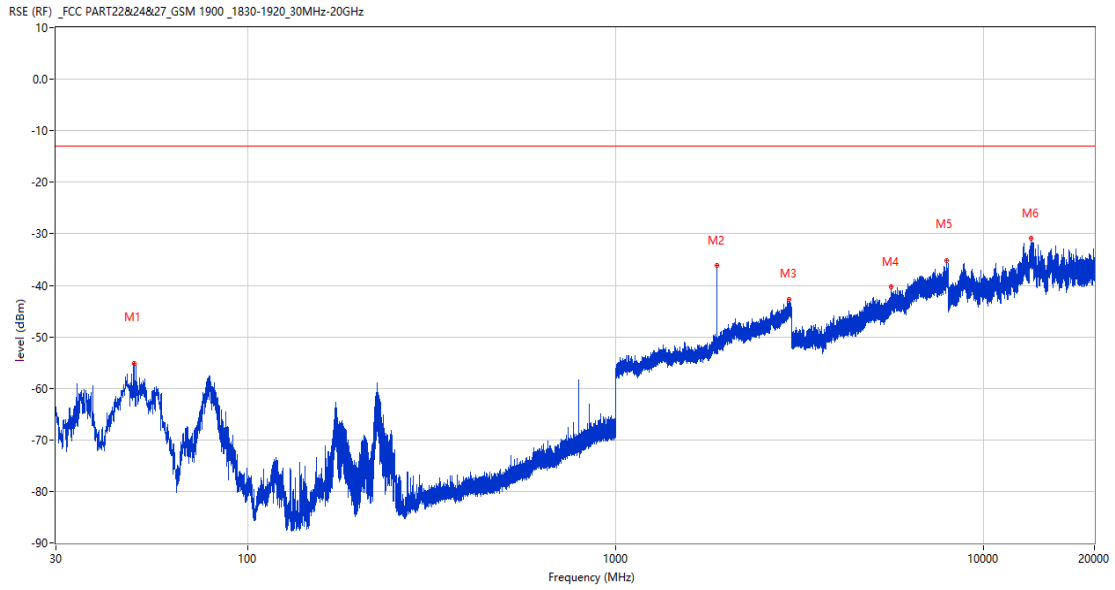
4.2 EGPRS 1900 Middle Channel

RSE-H&H EGPRS 1900 CH661



Frequency (MHz)	Result (dBm)	Factor (dB)	PK Limit (dBm)	Over Limit (dB)	Table (o)	ANT	EUT	Verdict
793.924	-56.74	-0.22	-13.0	-43.74	19.00	Horizontal	Horizontal	Pass
1880.900	-32.64	2.77	-13.0	-19.64	346.00	Horizontal	Horizontal	N/A
2975.300	-42.53	11.69	-13.0	-29.53	291.00	Horizontal	Horizontal	Pass
4965.750	-42.18	13.36	-13.0	-29.18	310.00	Horizontal	Horizontal	Pass
7996.750	-36.19	18.82	-13.0	-23.19	257.00	Horizontal	Horizontal	Pass
13547.500	-31.58	25.16	-13.0	-18.58	332.00	Horizontal	Horizontal	Pass

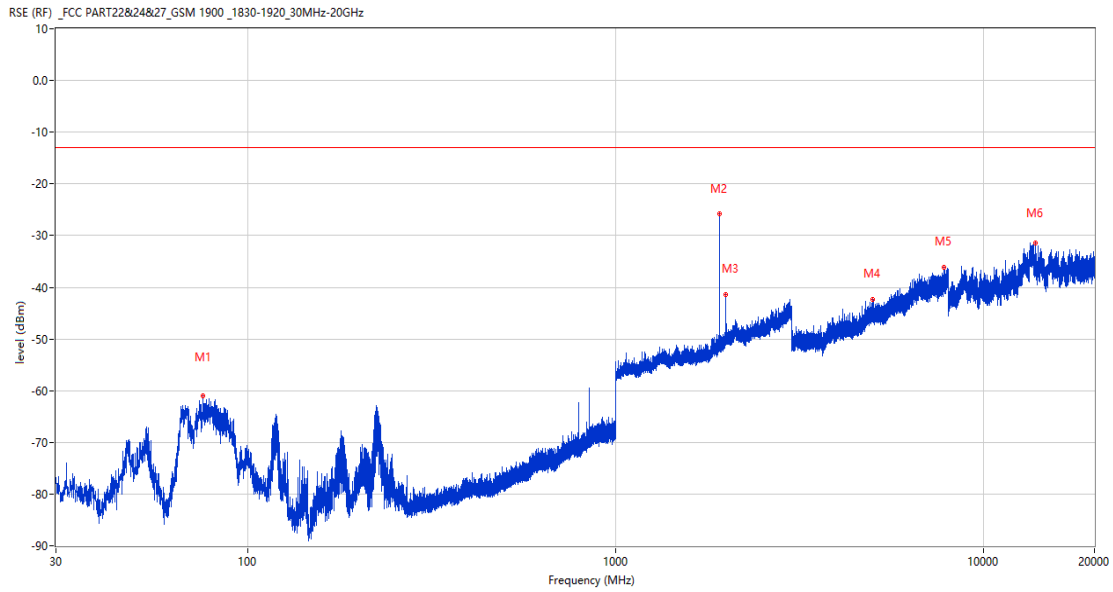
RSE-V&H EGPRS 1900 CH661



Frequency (MHz)	Result (dBm)	Factor (dB)	PK Limit (dBm)	Over Limit (dB)	Table (o)	ANT	EUT	Verdict
48.867	-55.17	-17.09	-13.0	-42.17	60.00	Vertical	Horizontal	Pass
1880.900	-36.22	2.77	-13.0	-23.22	303.00	Vertical	Horizontal	N/A
2961.400	-42.78	11.24	-13.0	-29.78	346.00	Vertical	Horizontal	Pass
5601.000	-40.37	13.75	-13.0	-27.37	258.00	Vertical	Horizontal	Pass
7943.500	-35.17	18.88	-13.0	-22.17	6.00	Vertical	Horizontal	Pass
13450.713	-30.86	24.50	-13.0	-17.86	38.00	Vertical	Horizontal	Pass

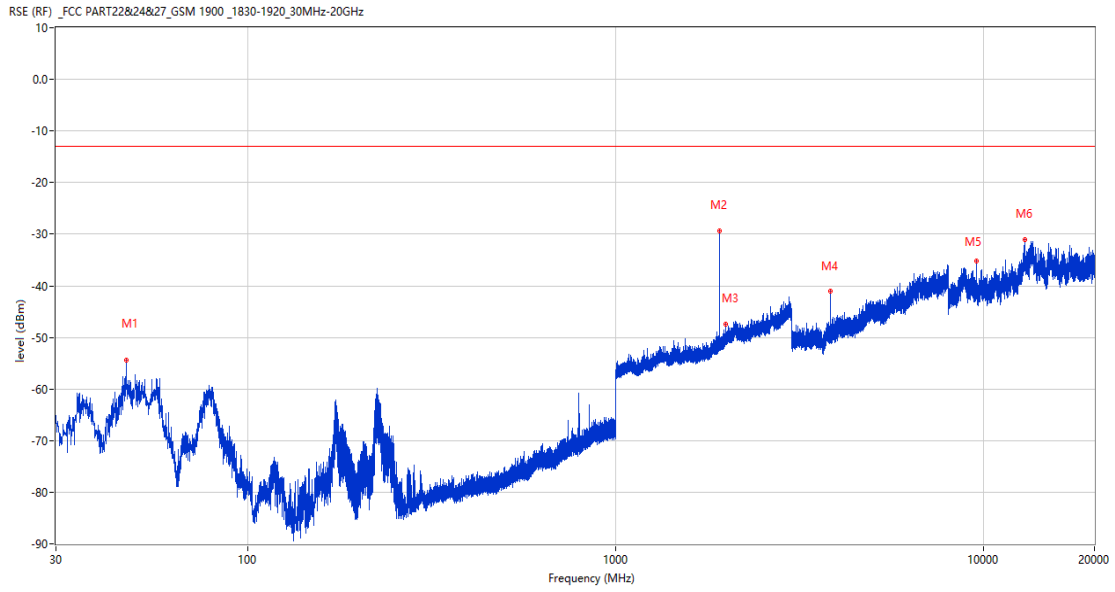
4.3 EGPRS 1900 High Channel

RSE-H&H EGPRS 1900 CH810



Frequency (MHz)	Result (dBm)	Factor (dB)	PK Limit (dBm)	Over Limit (dB)	Table (o)	ANT	EUT	Verdict
75.202	-60.96	-20.35	-13.0	-47.96	176.00	Horizontal	Horizontal	Pass
1910.600	-25.85	3.10	-13.0	-12.85	333.00	Horizontal	Horizontal	N/A
1990.800	-41.36	4.53	-13.0	-28.36	285.00	Horizontal	Horizontal	N/A
4996.750	-42.27	12.88	-13.0	-29.27	332.00	Horizontal	Horizontal	Pass
7777.750	-36.14	18.20	-13.0	-23.14	259.00	Horizontal	Horizontal	Pass
13804.512	-31.43	24.42	-13.0	-18.43	83.00	Horizontal	Horizontal	Pass

RSE-V&H EGPRS 1900 CH810



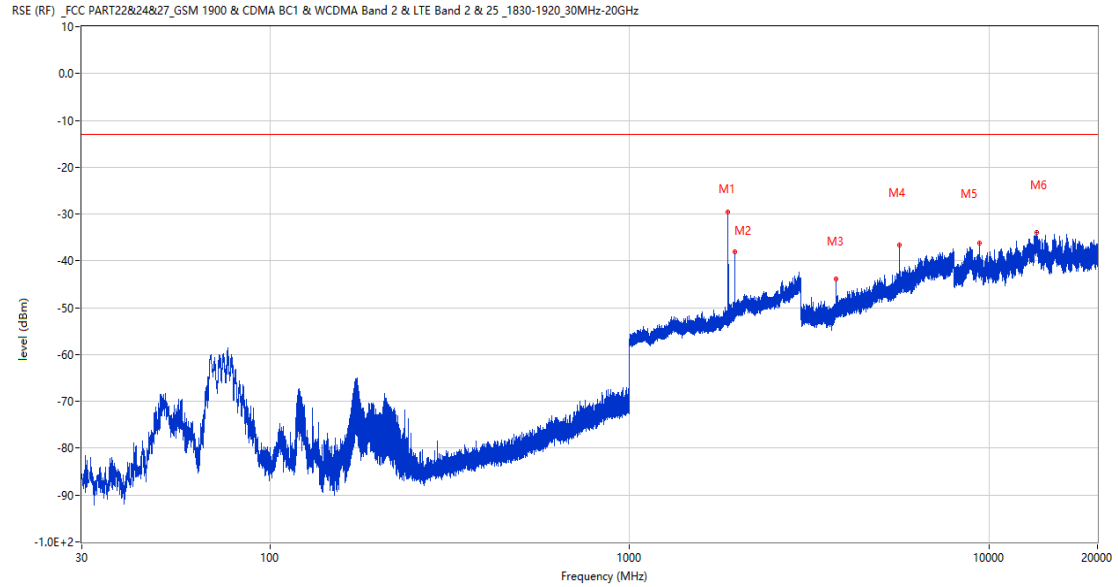
Frequency (MHz)	Result (dBm)	Factor (dB)	PK Limit (dBm)	Over Limit (dB)	Table (o)	ANT	EUT	Verdict
46.587	-54.39	-17.10	-13.0	-41.39	111.00	Vertical	Horizontal	Pass
1910.700	-29.31	3.11	-13.0	-16.31	227.00	Vertical	Horizontal	N/A
1990.800	-47.41	4.53	-13.0	-34.41	179.00	Vertical	Horizontal	N/A
3820.000	-41.12	9.05	-13.0	-28.12	353.00	Vertical	Horizontal	Pass
9549.924	-35.27	18.18	-13.0	-22.27	361.00	Vertical	Horizontal	Pass
12906.599	-31.09	23.57	-13.0	-18.09	1.00	Vertical	Horizontal	Pass

LTE

8 LTE Band 2

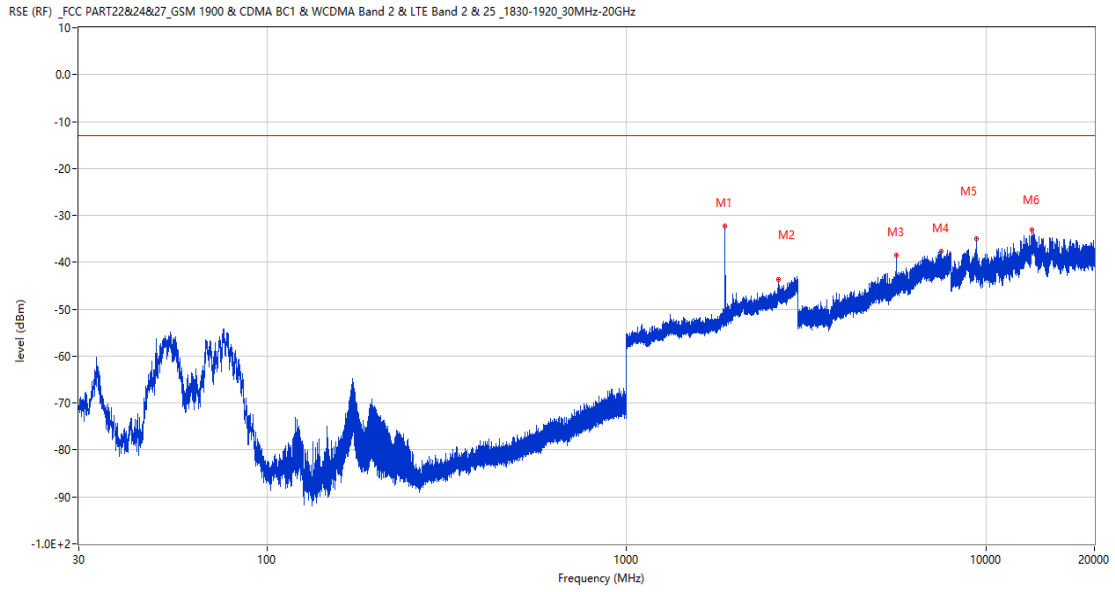
8.1 LTE Band 2 BW1.4, Middle Channel

RSE-H&H LTE Band 2 BW1.4 CH18900



Frequency (MHz)	Result (dBm)	Factor (dB)	PK Limit (dBm)	Over Limit (dB)	Table (o)	ANT	EUT	Verdict
1880.400	-29.55	2.76	-13.0	-16.55	346.00	Horizontal	Horizontal	N/A
1961.000	-38.12	3.38	-13.0	-25.12	262.00	Horizontal	Horizontal	N/A
3759.250	-43.96	9.25	-13.0	-30.96	27.00	Horizontal	Horizontal	Pass
5639.750	-36.59	13.56	-13.0	-23.59	59.00	Horizontal	Horizontal	Pass
9398.638	-36.29	18.21	-13.0	-23.29	149.00	Horizontal	Horizontal	Pass
13554.750	-33.93	25.19	-13.0	-20.93	360.00	Horizontal	Horizontal	Pass

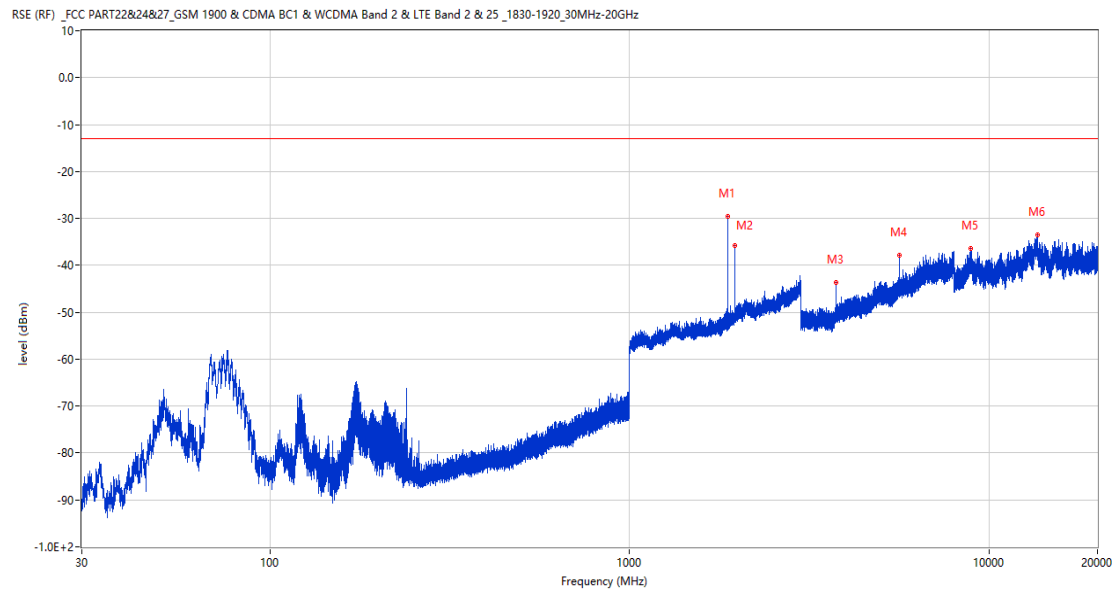
RSE-V&H LTE Band 2 BW1.4 CH18900



Frequency (MHz)	Result (dBm)	Factor (dB)	PK Limit (dBm)	Over Limit (dB)	Table (o)	ANT	EUT	Verdict
1880.500	-32.25	2.76	-13.0	-19.25	110.00	Vertical	Horizontal	N/A
2642.000	-43.62	8.48	-13.0	-30.62	273.00	Vertical	Horizontal	Pass
5639.250	-38.54	13.53	-13.0	-25.54	92.00	Vertical	Horizontal	Pass
7518.500	-37.56	16.41	-13.0	-24.56	82.00	Vertical	Horizontal	Pass
9398.638	-34.91	18.21	-13.0	-21.91	14.00	Vertical	Horizontal	Pass
13427.875	-33.07	24.66	-13.0	-20.07	3.00	Vertical	Horizontal	Pass

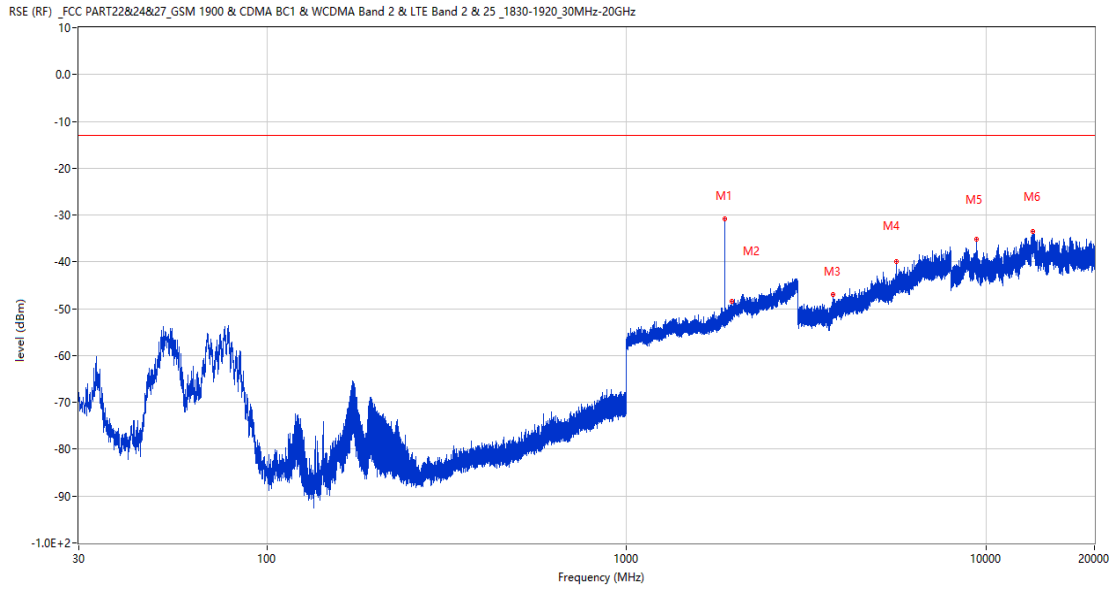
8.2 LTE Band 2 BW3, Middle Channel

RSE-H&H LTE Band 2 BW3 CH18900



Frequency (MHz)	Result (dBm)	Factor (dB)	PK Limit (dBm)	Over Limit (dB)	Table (o)	ANT	EUT	Verdict
1879.600	-29.51	2.76	-13.0	-16.51	0.00	Horizontal	Horizontal	N/A
1960.500	-35.79	3.41	-13.0	-22.79	272.00	Horizontal	Horizontal	N/A
3758.000	-43.69	9.35	-13.0	-30.69	18.00	Horizontal	Horizontal	Pass
5636.750	-37.83	13.56	-13.0	-24.83	50.00	Horizontal	Horizontal	Pass
8891.575	-36.47	19.85	-13.0	-23.47	282.00	Horizontal	Horizontal	Pass
13641.026	-33.59	24.84	-13.0	-20.59	3.00	Horizontal	Horizontal	Pass

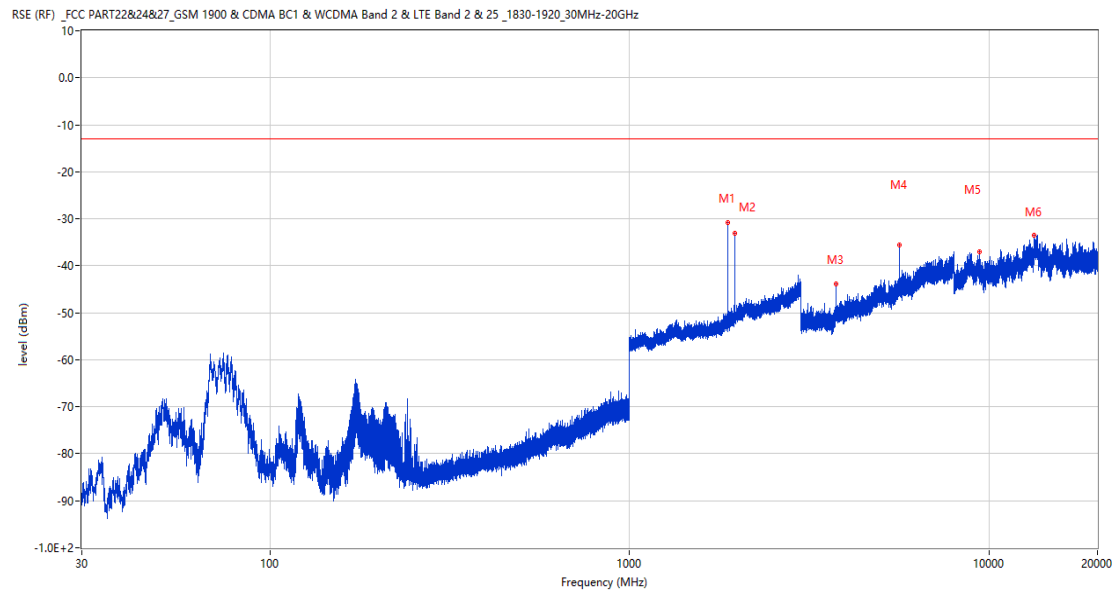
RSE-V&H LTE Band 2 BW3 CH18900



Frequency (MHz)	Result (dBm)	Factor (dB)	PK Limit (dBm)	Over Limit (dB)	Table (o)	ANT	EUT	Verdict
1879.700	-30.90	2.76	-13.0	-17.90	106.00	Vertical	Horizontal	N/A
1961.700	-48.41	3.34	-13.0	-35.41	249.00	Vertical	Horizontal	N/A
3758.250	-47.04	9.33	-13.0	-34.04	209.00	Vertical	Horizontal	Pass
5636.750	-39.83	13.56	-13.0	-26.83	177.00	Vertical	Horizontal	Pass
9394.600	-35.18	18.28	-13.0	-22.18	235.00	Vertical	Horizontal	Pass
13478.988	-33.58	24.18	-13.0	-20.58	352.00	Vertical	Horizontal	Pass

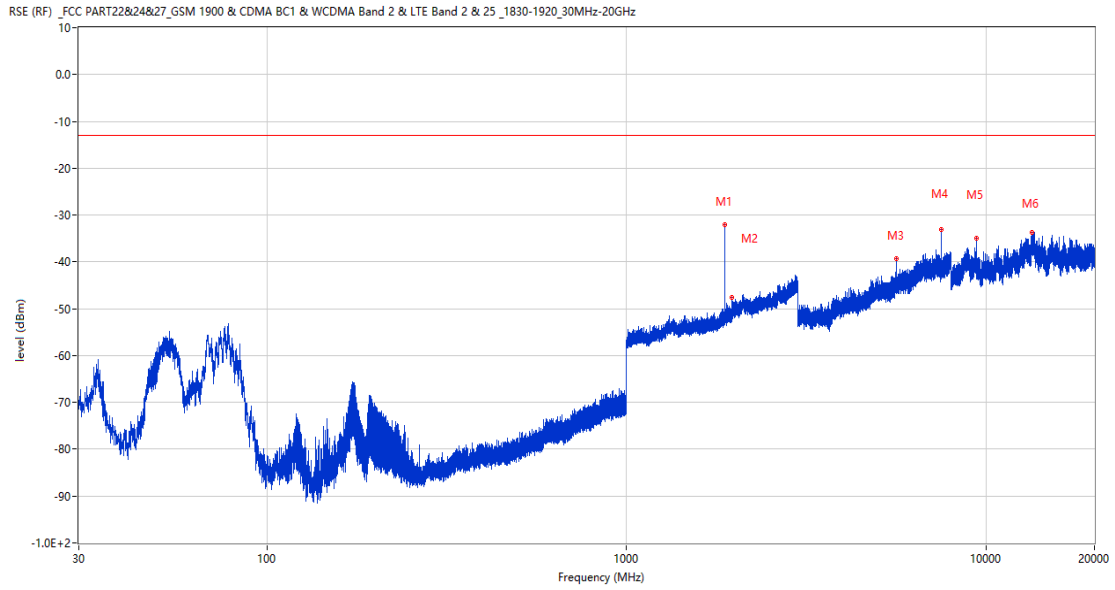
8.3 LTE Band 2 BW5, Middle Channel

RSE-H&H LTE Band 2 BW5 CH18900



Frequency (MHz)	Result (dBm)	Factor (dB)	PK Limit (dBm)	Over Limit (dB)	Table (o)	ANT	EUT	Verdict
1878.700	-30.71	2.75	-13.0	-17.71	346.00	Horizontal	Horizontal	N/A
1960.400	-33.12	3.41	-13.0	-20.12	279.00	Horizontal	Horizontal	N/A
3756.250	-43.76	9.51	-13.0	-30.76	18.00	Horizontal	Horizontal	Pass
5634.000	-35.61	13.54	-13.0	-22.61	38.00	Horizontal	Horizontal	Pass
9389.850	-36.98	18.37	-13.0	-23.98	176.00	Horizontal	Horizontal	Pass
13359.000	-33.59	24.60	-13.0	-20.59	178.00	Horizontal	Horizontal	Pass

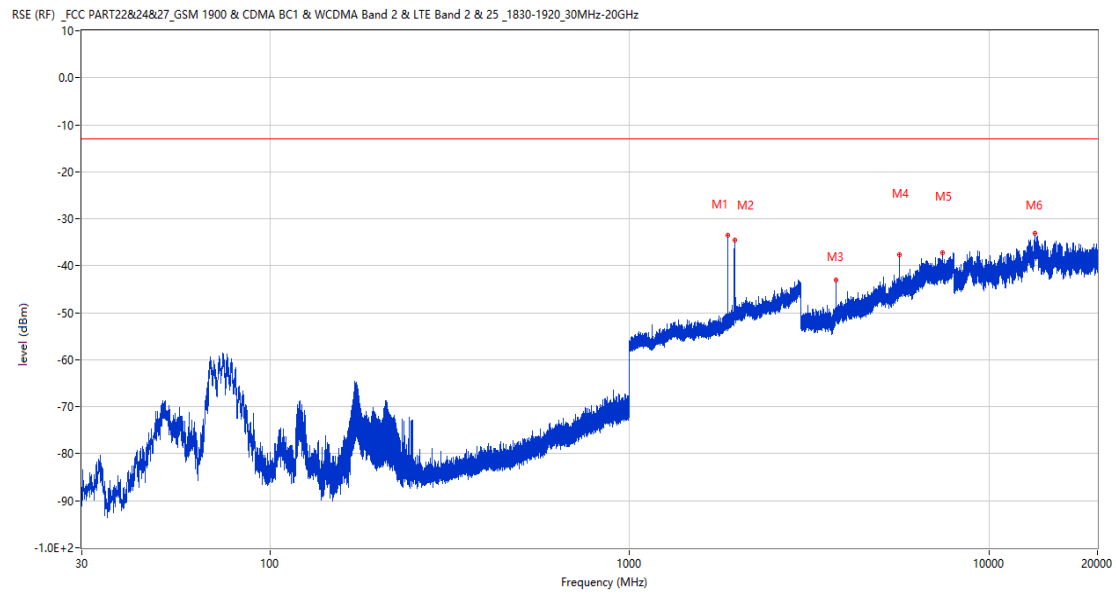
RSE-V&H LTE Band 2 BW5 CH18900



Frequency (MHz)	Result (dBm)	Factor (dB)	PK Limit (dBm)	Over Limit (dB)	Table (o)	ANT	EUT	Verdict
1878.800	-32.12	2.75	-13.0	-19.12	123.00	Vertical	Horizontal	N/A
1959.200	-47.60	3.36	-13.0	-34.60	176.00	Vertical	Horizontal	N/A
5634.000	-39.29	13.54	-13.0	-26.29	104.00	Vertical	Horizontal	Pass
7512.000	-33.05	16.37	-13.0	-20.05	115.00	Vertical	Horizontal	Pass
9390.088	-35.01	18.37	-13.0	-22.01	26.00	Vertical	Horizontal	Pass
13418.812	-33.74	24.72	-13.0	-20.74	120.00	Vertical	Horizontal	Pass

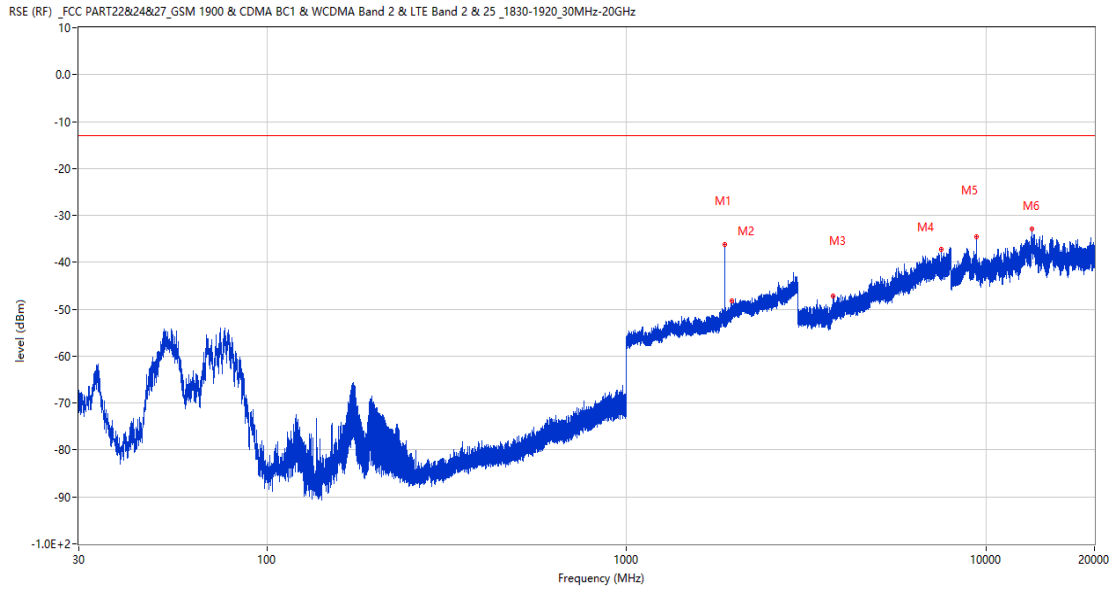
8.4 LTE Band 2 BW10, Middle Channel

RSE-H&H LTE Band 2 BW10 CH18900



Frequency (MHz)	Result (dBm)	Factor (dB)	PK Limit (dBm)	Over Limit (dB)	Table (o)	ANT	EUT	Verdict
1876.400	-33.57	2.73	-13.0	-20.57	360.00	Horizontal	Horizontal	N/A
1957.300	-34.60	3.42	-13.0	-21.60	291.00	Horizontal	Horizontal	N/A
3752.000	-42.94	9.58	-13.0	-29.94	81.00	Horizontal	Horizontal	Pass
5627.500	-37.61	13.45	-13.0	-24.61	60.00	Horizontal	Horizontal	Pass
7407.750	-37.26	17.97	-13.0	-24.26	280.00	Horizontal	Horizontal	Pass
13403.588	-33.13	24.83	-13.0	-20.13	233.00	Horizontal	Horizontal	Pass

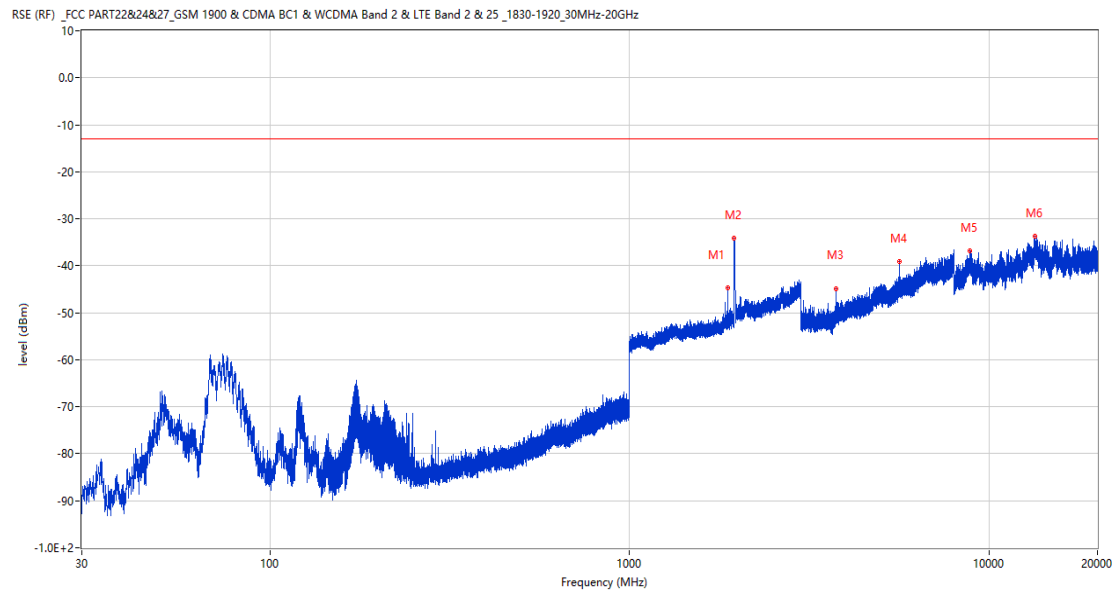
RSE-V&H LTE Band 2 BW10 CH18900



Frequency (MHz)	Result (dBm)	Factor (dB)	PK Limit (dBm)	Over Limit (dB)	Table (o)	ANT	EUT	Verdict
1876.500	-36.12	2.73	-13.0	-23.12	298.00	Vertical	Horizontal	N/A
1958.000	-48.16	3.47	-13.0	-35.16	250.00	Vertical	Horizontal	N/A
3749.250	-47.27	9.50	-13.0	-34.27	90.00	Vertical	Horizontal	Pass
7502.750	-37.17	16.65	-13.0	-24.17	100.00	Vertical	Horizontal	Pass
9378.688	-35.40	18.58	-13.0	-22.40	234.00	Vertical	Horizontal	Pass
13377.487	-32.80	24.71	-13.0	-19.80	351.00	Vertical	Horizontal	Pass

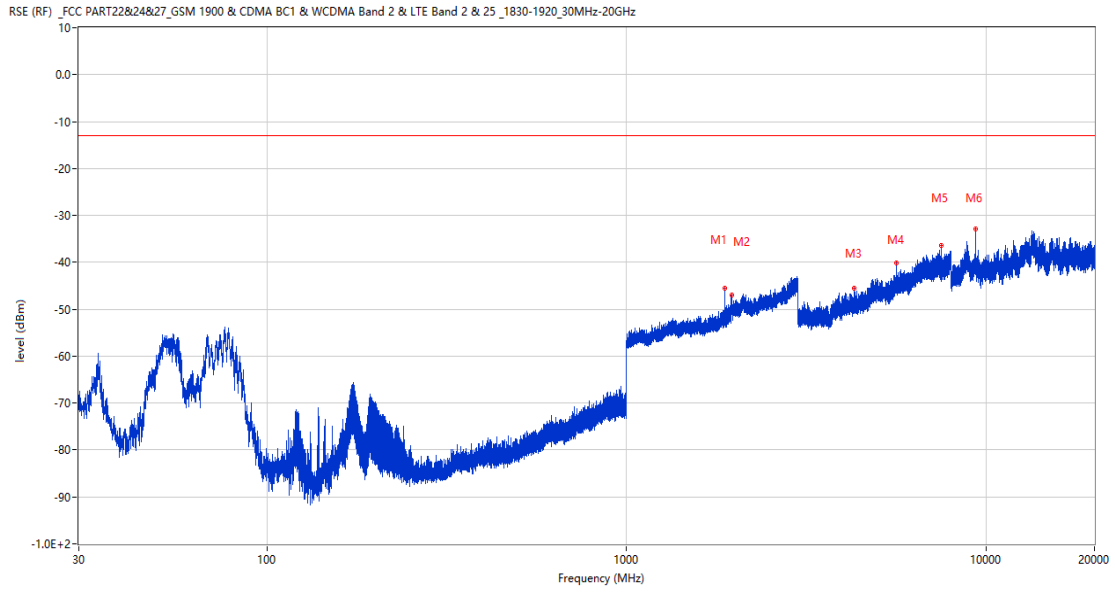
8.5 LTE Band 2 BW15, Middle Channel

RSE-H&H LTE Band 2 BW15 CH18900



Frequency (MHz)	Result (dBm)	Factor (dB)	PK Limit (dBm)	Over Limit (dB)	Table (o)	ANT	EUT	Verdict
1874.300	-44.75	2.72	-13.0	-31.75	345.00	Horizontal	Horizontal	N/A
1957.000	-34.21	3.40	-13.0	-21.21	284.00	Horizontal	Horizontal	N/A
3747.250	-44.87	9.41	-13.0	-31.87	122.00	Horizontal	Horizontal	Pass
5620.500	-39.08	13.52	-13.0	-26.08	59.00	Horizontal	Horizontal	Pass
8858.800	-36.90	20.25	-13.0	-23.90	336.00	Horizontal	Horizontal	Pass
13414.462	-33.66	24.75	-13.0	-20.66	262.00	Horizontal	Horizontal	Pass

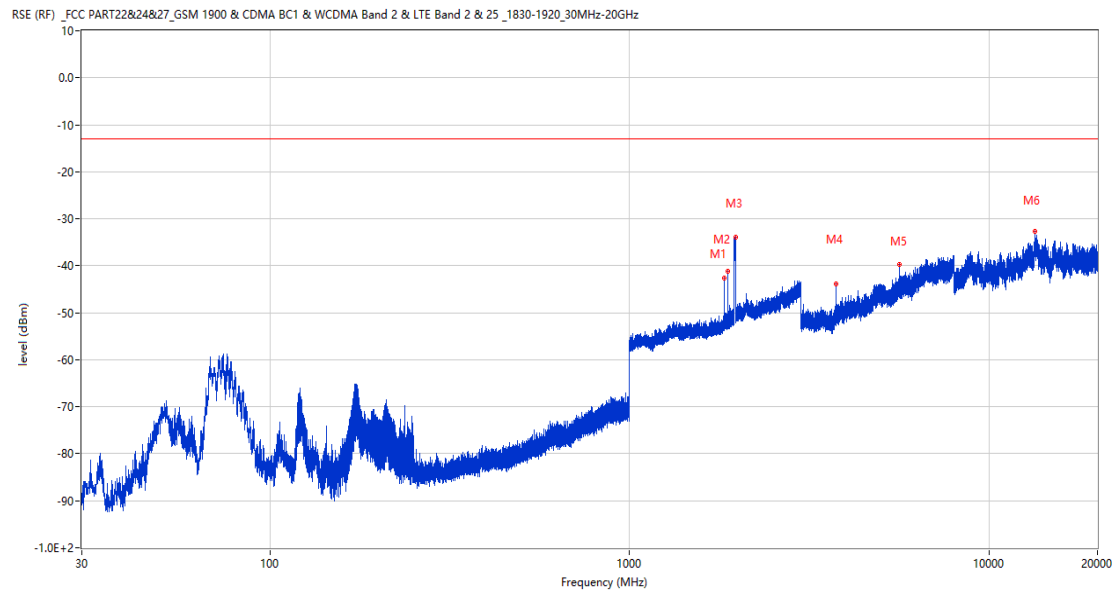
RSE-V&H LTE Band 2 BW15 CH18900



Frequency (MHz)	Result (dBm)	Factor (dB)	PK Limit (dBm)	Over Limit (dB)	Table (o)	ANT	EUT	Verdict
1874.300	-45.59	2.72	-13.0	-32.59	305.00	Vertical	Horizontal	N/A
1959.200	-46.91	3.36	-13.0	-33.91	251.00	Vertical	Horizontal	N/A
4295.500	-45.61	10.49	-13.0	-32.61	292.00	Vertical	Horizontal	Pass
5620.750	-40.20	13.52	-13.0	-27.20	166.00	Vertical	Horizontal	Pass
7494.250	-36.49	16.90	-13.0	-23.49	93.00	Vertical	Horizontal	Pass
9367.287	-32.89	18.80	-13.0	-19.89	25.00	Vertical	Horizontal	Pass

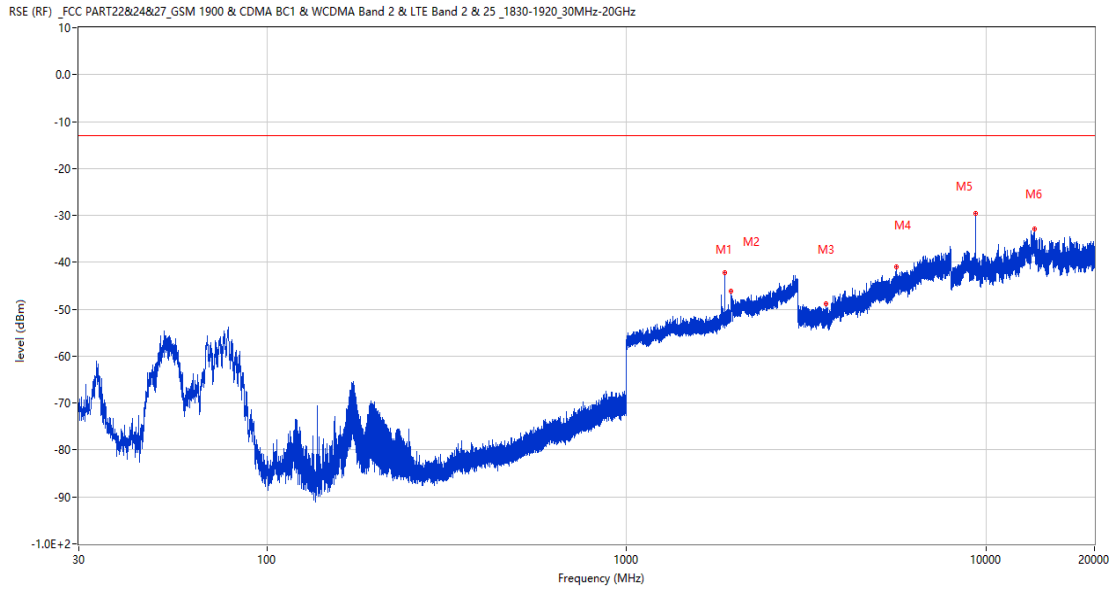
8.6 LTE Band 2 BW20, Middle Channel

RSE-H&H LTE Band 2 BW20 CH18900



Frequency (MHz)	Result (dBm)	Factor (dB)	PK Limit (dBm)	Over Limit (dB)	Table (o)	ANT	EUT	Verdict
1836.800	-42.66	2.22	-13.0	-29.66	342.00	Horizontal	Horizontal	N/A
1872.000	-41.11	2.70	-13.0	-28.11	359.00	Horizontal	Horizontal	N/A
1968.800	-33.97	3.45	-13.0	-20.97	288.00	Horizontal	Horizontal	N/A
3743.000	-43.93	9.04	-13.0	-30.93	122.00	Horizontal	Horizontal	Pass
5613.750	-39.78	13.63	-13.0	-26.78	29.00	Horizontal	Horizontal	Pass
13399.963	-32.71	24.85	-13.0	-19.71	301.00	Horizontal	Horizontal	Pass

RSE-V&H LTE Band 2 BW20 CH18900

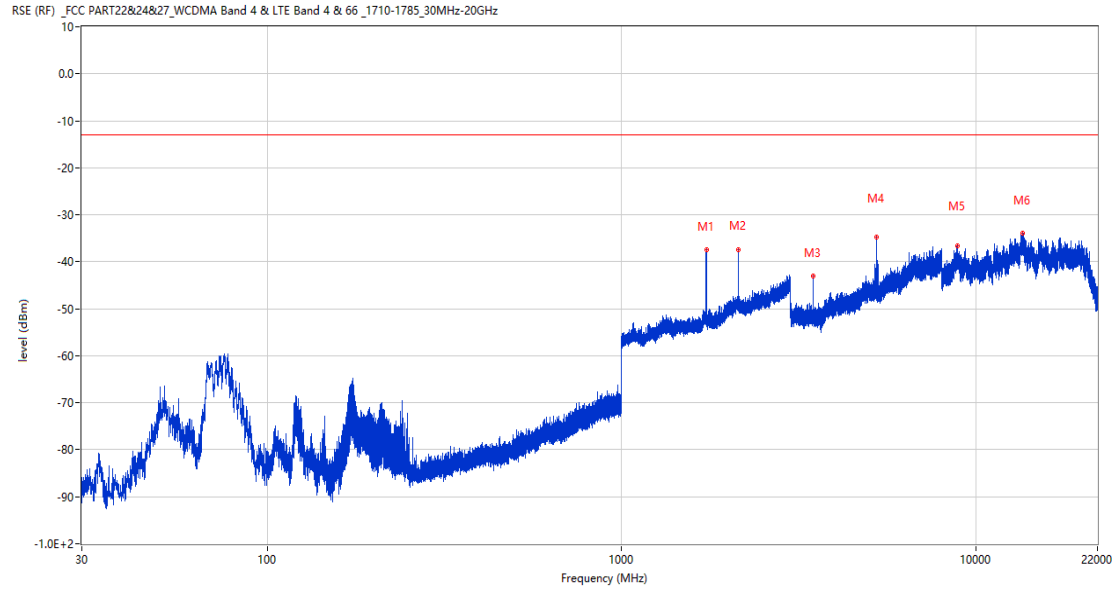


Frequency (MHz)	Result (dBm)	Factor (dB)	PK Limit (dBm)	Over Limit (dB)	Table (o)	ANT	EUT	Verdict
1872.000	-42.20	2.70	-13.0	-29.20	99.00	Vertical	Horizontal	N/A
1957.000	-46.22	3.40	-13.0	-33.22	182.00	Vertical	Horizontal	N/A
3578.500	-48.79	6.86	-13.0	-35.79	69.00	Vertical	Horizontal	Pass
5613.750	-40.92	13.63	-13.0	-27.92	299.00	Vertical	Horizontal	Pass
9356.125	-31.41	19.00	-13.0	-18.41	234.00	Vertical	Horizontal	Pass
13619.276	-32.93	24.85	-13.0	-19.93	38.00	Vertical	Horizontal	Pass

9 LTE Band 4

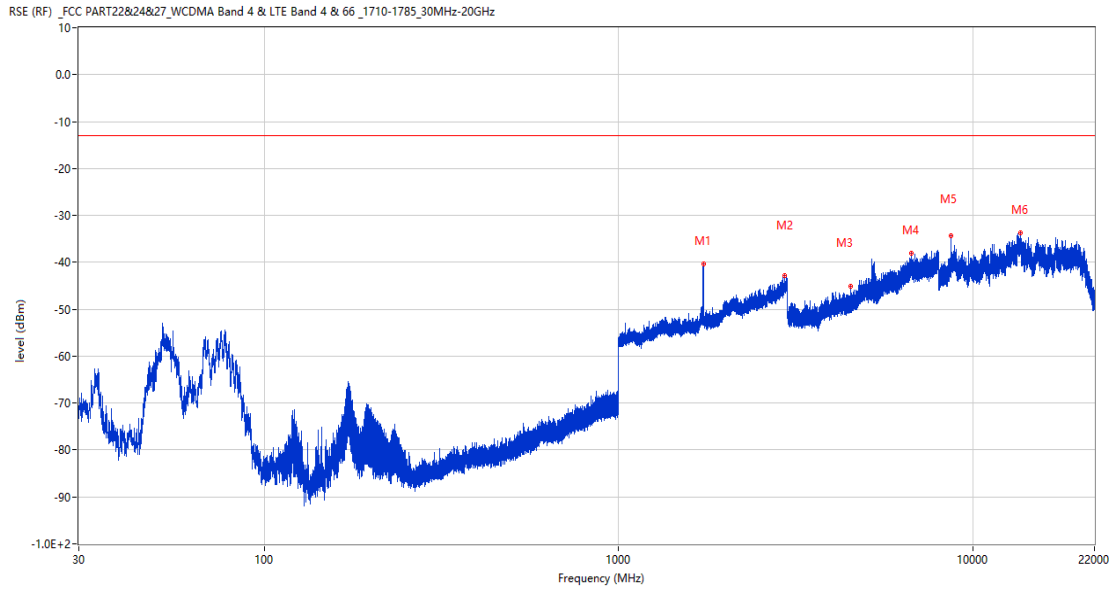
9.1 LTE Band 4 BW1.4, Middle Channel

RSE-H&H LTE Band 4 BW1.4 CH20175



Frequency (MHz)	Result (dBm)	Factor (dB)	PK Limit (dBm)	Over Limit (dB)	Table (o)	ANT	EUT	Verdict
1733.000	-37.40	2.44	-13.0	-24.40	360.00	Horizontal	Horizontal	N/A
2133.000	-37.36	4.87	-13.0	-24.36	273.00	Horizontal	Horizontal	N/A
3464.750	-43.13	7.03	-13.0	-30.13	353.00	Horizontal	Horizontal	Pass
5241.750	-34.83	12.03	-13.0	-21.83	92.00	Horizontal	Horizontal	Pass
8863.075	-36.63	20.20	-13.0	-23.63	0.00	Horizontal	Horizontal	Pass
13553.362	-33.98	25.20	-13.0	-20.98	119.00	Horizontal	Horizontal	Pass

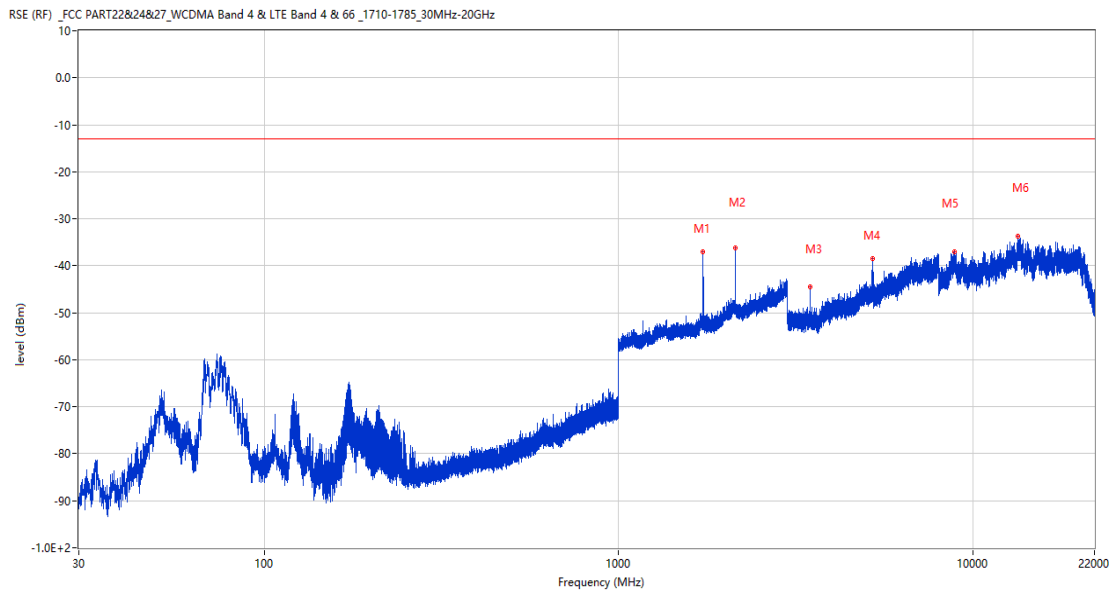
RSE-V&H LTE Band 4 BW1.4 CH20175



Frequency (MHz)	Result (dBm)	Factor (dB)	PK Limit (dBm)	Over Limit (dB)	Table (o)	ANT	EUT	Verdict
1733.000	-40.41	2.44	-13.0	-27.41	214.00	Vertical	Horizontal	N/A
2939.900	-42.90	11.16	-13.0	-29.90	125.00	Vertical	Horizontal	Pass
4511.500	-45.20	11.69	-13.0	-32.20	175.00	Vertical	Horizontal	Pass
6679.500	-38.16	16.90	-13.0	-25.16	238.00	Vertical	Horizontal	Pass
8660.487	-34.27	18.22	-13.0	-21.27	6.00	Vertical	Horizontal	Pass
13590.362	-33.76	24.94	-13.0	-20.76	239.00	Vertical	Horizontal	Pass

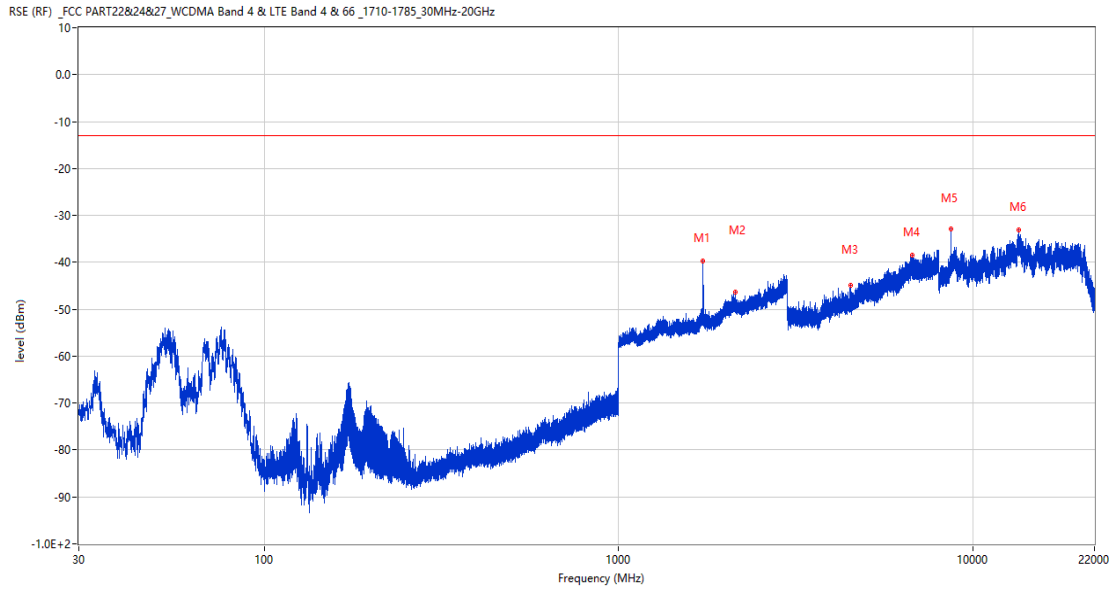
9.2 LTE Band 4 BW3, Middle Channel

RSE-H&H LTE Band 4 BW3 CH20175



Frequency (MHz)	Result (dBm)	Factor (dB)	PK Limit (dBm)	Over Limit (dB)	Table (o)	ANT	EUT	Verdict
1732.200	-37.04	2.45	-13.0	-24.04	349.00	Horizontal	Horizontal	N/A
2132.700	-36.17	4.89	-13.0	-23.17	284.00	Horizontal	Horizontal	N/A
3463.000	-44.38	6.98	-13.0	-31.38	8.00	Horizontal	Horizontal	Pass
5214.500	-38.46	12.35	-13.0	-25.46	291.00	Horizontal	Horizontal	Pass
8846.451	-36.95	20.30	-13.0	-23.95	54.00	Horizontal	Horizontal	Pass
13367.900	-33.62	24.65	-13.0	-20.62	3.00	Horizontal	Horizontal	Pass

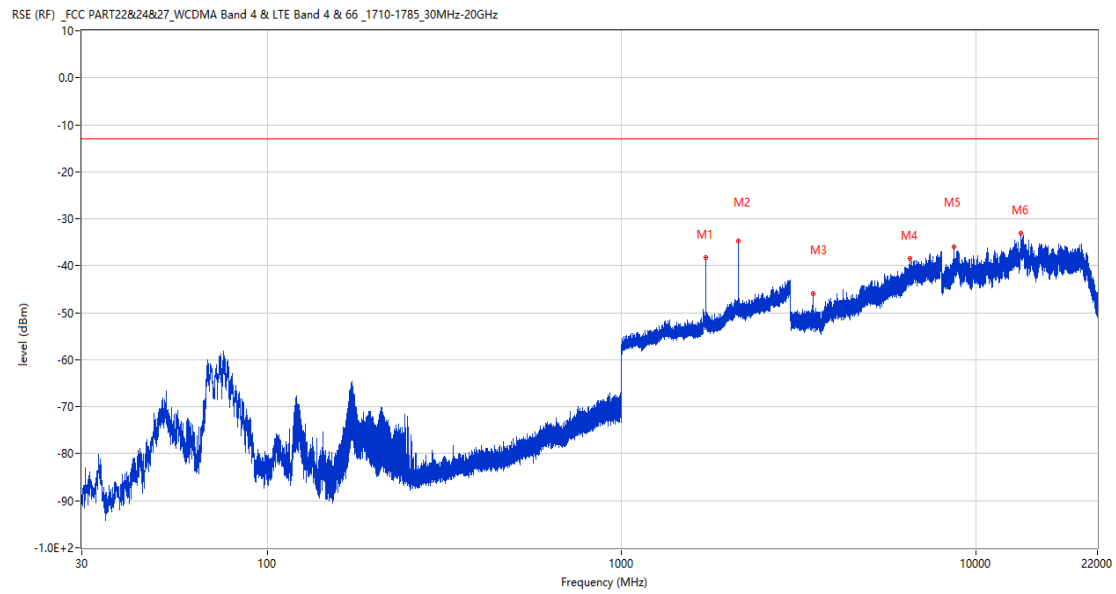
RSE-V&H LTE Band 4 BW3 CH20175



Frequency (MHz)	Result (dBm)	Factor (dB)	PK Limit (dBm)	Over Limit (dB)	Table (o)	ANT	EUT	Verdict
1732.100	-39.66	2.45	-13.0	-26.66	215.00	Vertical	Horizontal	N/A
2133.300	-46.39	4.86	-13.0	-33.39	167.00	Vertical	Horizontal	N/A
4512.750	-44.91	11.64	-13.0	-31.91	241.00	Vertical	Horizontal	Pass
6728.500	-38.54	16.45	-13.0	-25.54	352.00	Vertical	Horizontal	Pass
8656.925	-32.81	18.11	-13.0	-19.81	318.00	Vertical	Horizontal	Pass
13438.662	-33.04	24.59	-13.0	-20.04	261.00	Vertical	Horizontal	Pass

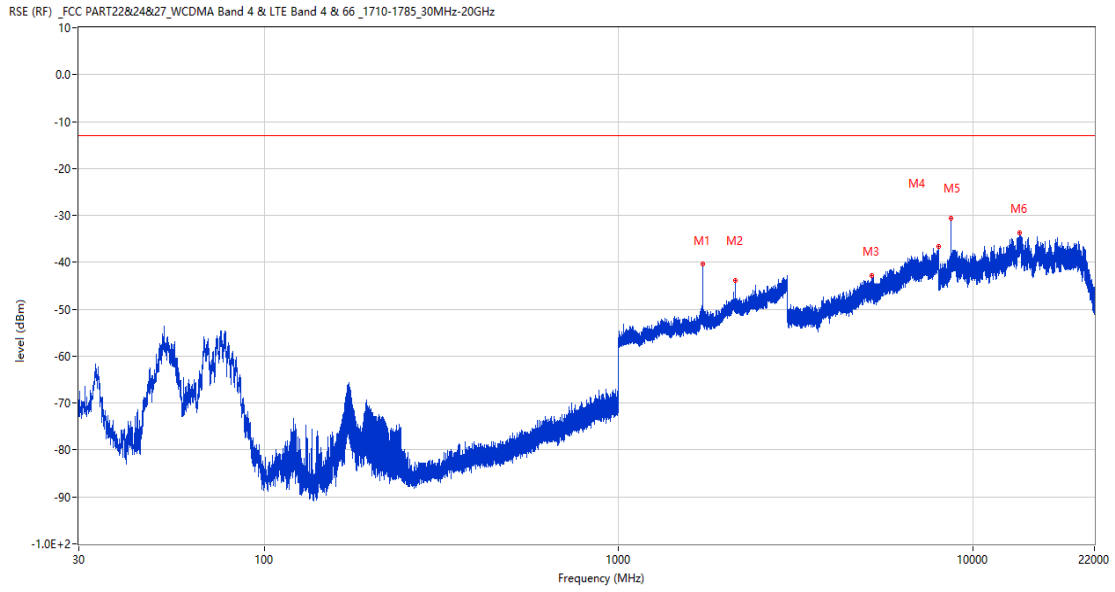
9.3 LTE Band 4 BW5, Middle Channel

RSE-H&H LTE Band 4 BW5 CH20175



Frequency (MHz)	Result (dBm)	Factor (dB)	PK Limit (dBm)	Over Limit (dB)	Table (o)	ANT	EUT	Verdict
1731.200	-38.31	2.46	-13.0	-25.31	346.00	Horizontal	Horizontal	N/A
2134.800	-34.80	5.05	-13.0	-21.80	262.00	Horizontal	Horizontal	N/A
3461.250	-45.95	7.01	-13.0	-32.95	17.00	Horizontal	Horizontal	Pass
6511.000	-38.39	15.55	-13.0	-25.39	90.00	Horizontal	Horizontal	Pass
8652.174	-36.00	17.97	-13.0	-23.00	179.00	Horizontal	Horizontal	Pass
13400.738	-33.14	24.84	-13.0	-20.14	38.00	Horizontal	Horizontal	Pass

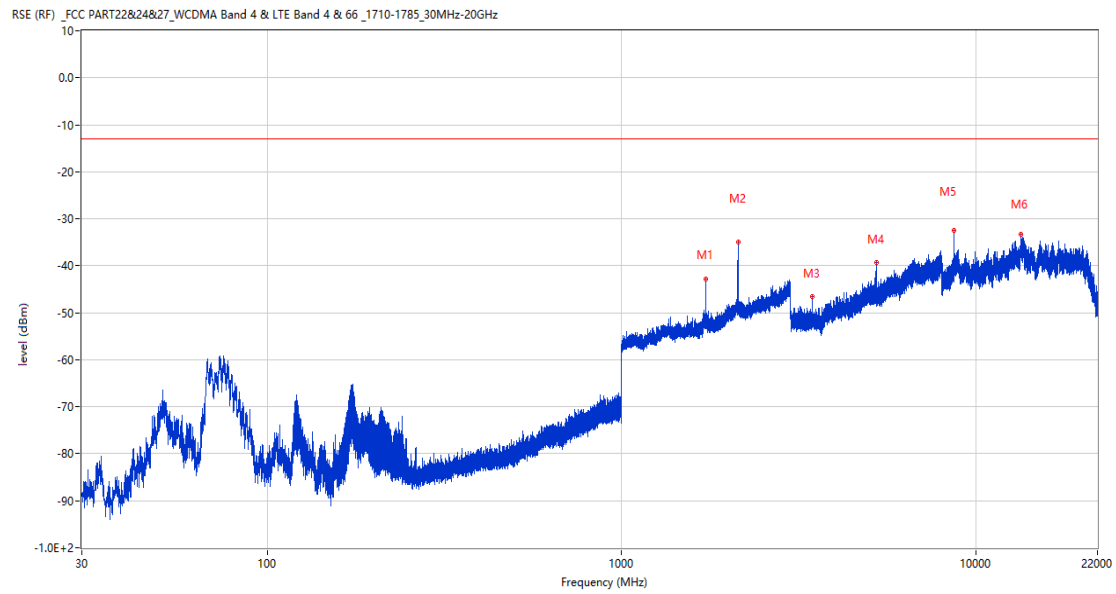
RSE-V&H LTE Band 4 BW5 CH20175



Frequency (MHz)	Result (dBm)	Factor (dB)	PK Limit (dBm)	Over Limit (dB)	Table (o)	ANT	EUT	Verdict
1731.100	-40.35	2.46	-13.0	-27.35	225.00	Vertical	Horizontal	N/A
2134.600	-43.87	5.03	-13.0	-30.87	153.00	Vertical	Horizontal	N/A
5192.000	-42.84	12.50	-13.0	-29.84	50.00	Vertical	Horizontal	Pass
7987.250	-36.68	18.31	-13.0	-23.68	360.00	Vertical	Horizontal	Pass
8652.412	-30.52	17.97	-13.0	-17.52	255.00	Vertical	Horizontal	Pass
13545.962	-33.76	25.12	-13.0	-20.76	233.00	Vertical	Horizontal	Pass

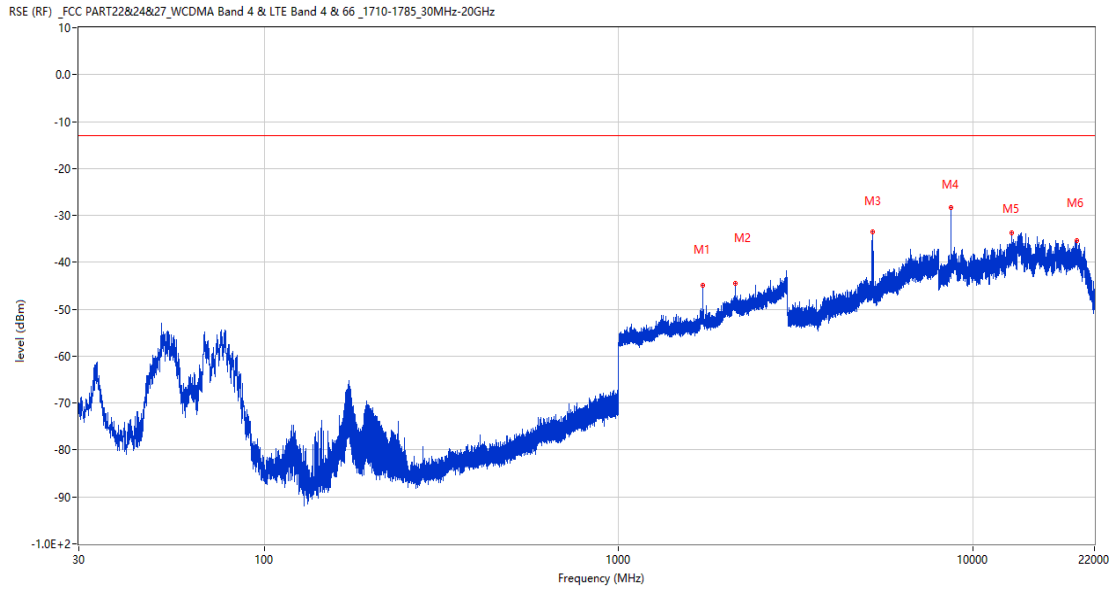
9.4 LTE Band 4 BW10, Middle Channel

RSE-H&H LTE Band 4 BW10 CH20175



Frequency (MHz)	Result (dBm)	Factor (dB)	PK Limit (dBm)	Over Limit (dB)	Table (o)	ANT	EUT	Verdict
1729.000	-42.73	2.48	-13.0	-29.73	339.00	Horizontal	Horizontal	N/A
2130.500	-35.00	4.78	-13.0	-22.00	273.00	Horizontal	Horizontal	N/A
3456.750	-46.48	7.01	-13.0	-33.48	17.00	Horizontal	Horizontal	Pass
5225.250	-39.33	12.45	-13.0	-26.33	237.00	Horizontal	Horizontal	Pass
8641.013	-32.46	17.96	-13.0	-19.46	146.00	Horizontal	Horizontal	Pass
13412.300	-33.27	24.77	-13.0	-20.27	360.00	Horizontal	Horizontal	Pass

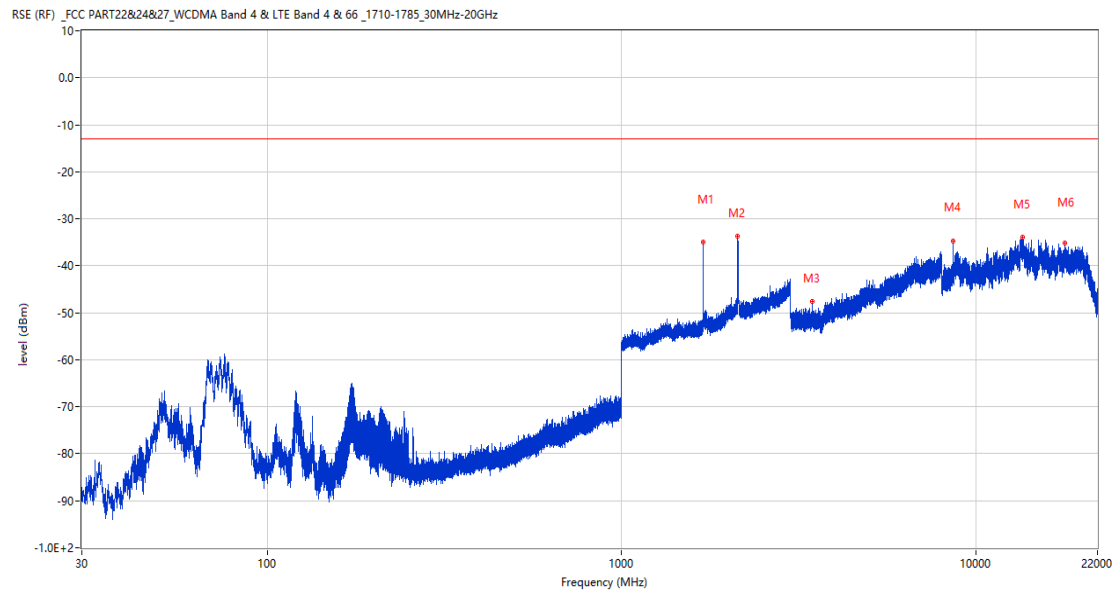
RSE-V&H LTE Band 4 BW10 CH20175



Frequency (MHz)	Result (dBm)	Factor (dB)	PK Limit (dBm)	Over Limit (dB)	Table (o)	ANT	EUT	Verdict
1729.200	-44.96	2.48	-13.0	-31.96	217.00	Vertical	Horizontal	N/A
2133.000	-44.54	4.87	-13.0	-31.54	139.00	Vertical	Horizontal	N/A
5195.750	-33.45	12.55	-13.0	-20.45	197.00	Vertical	Horizontal	Pass
8641.013	-28.40	17.96	-13.0	-15.40	10.00	Vertical	Horizontal	Pass
12888.287	-33.63	23.44	-13.0	-20.63	255.00	Vertical	Horizontal	Pass
19605.637	-35.40	21.48	-13.0	-22.40	76.00	Vertical	Horizontal	Pass

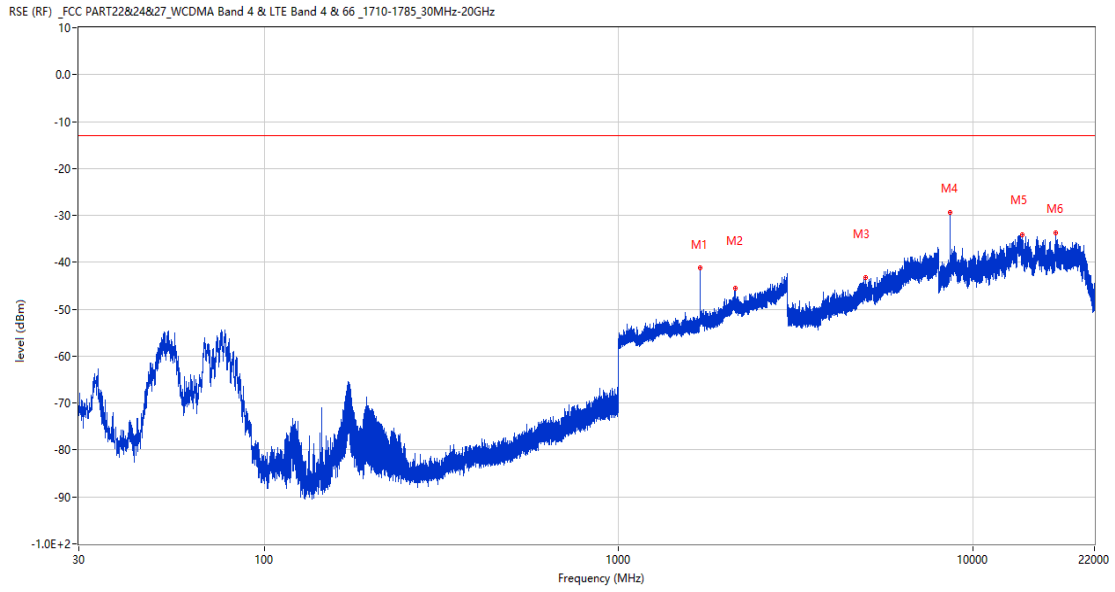
9.5 LTE Band 4 BW15, Middle Channel

RSE-H&H LTE Band 4 BW15 CH20175



Frequency (MHz)	Result (dBm)	Factor (dB)	PK Limit (dBm)	Over Limit (dB)	Table (o)	ANT	EUT	Verdict
1700.000	-34.89	2.75	-13.0	-21.89	337.00	Horizontal	Horizontal	N/A
2128.000	-33.74	4.79	-13.0	-20.74	271.00	Horizontal	Horizontal	N/A
3452.250	-47.61	7.19	-13.0	-34.61	186.00	Horizontal	Horizontal	Pass
8629.850	-34.82	18.04	-13.0	-21.82	169.00	Horizontal	Horizontal	Pass
13561.224	-33.94	25.14	-13.0	-20.94	360.00	Horizontal	Horizontal	Pass
17812.062	-35.06	22.42	-13.0	-22.06	277.00	Horizontal	Horizontal	Pass

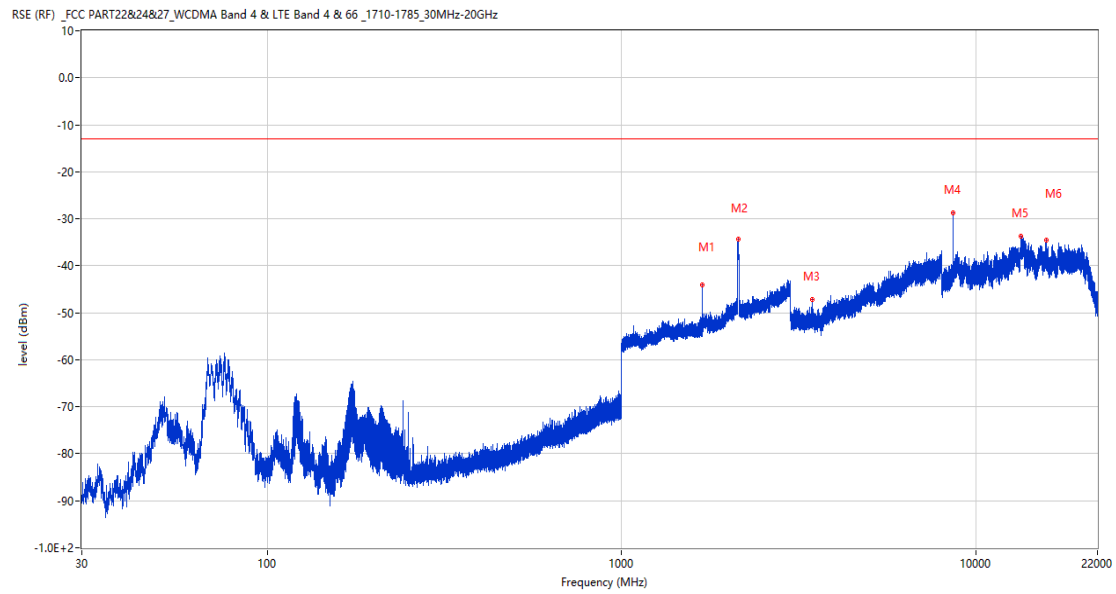
RSE-V&H LTE Band 4 BW15 CH20175



Frequency (MHz)	Result (dBm)	Factor (dB)	PK Limit (dBm)	Over Limit (dB)	Table (o)	ANT	EUT	Verdict
1700.300	-41.16	2.78	-13.0	-28.16	322.00	Vertical	Horizontal	N/A
2138.700	-45.44	5.05	-13.0	-32.44	131.00	Vertical	Horizontal	N/A
4962.500	-43.28	13.14	-13.0	-30.28	227.00	Vertical	Horizontal	Pass
8629.613	-29.35	18.04	-13.0	-16.35	2.00	Vertical	Horizontal	Pass
13802.651	-34.06	24.46	-13.0	-21.06	16.00	Vertical	Horizontal	Pass
17106.750	-33.75	23.65	-13.0	-20.75	309.00	Vertical	Horizontal	Pass

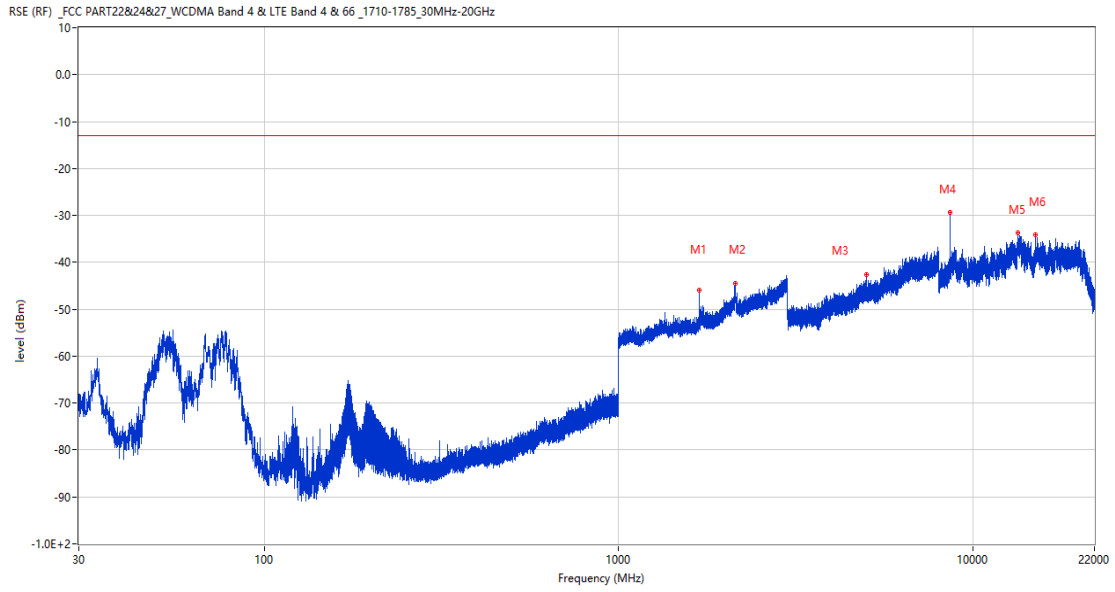
9.6 LTE Band 4 BW20, Middle Channel

RSE-H&H LTE Band 4 BW20 CH20175



Frequency (MHz)	Result (dBm)	Factor (dB)	PK Limit (dBm)	Over Limit (dB)	Table (o)	ANT	EUT	Verdict
1688.900	-44.03	1.03	-13.0	-31.03	360.00	Horizontal	Horizontal	N/A
2134.900	-34.39	5.06	-13.0	-21.39	267.00	Horizontal	Horizontal	N/A
3447.750	-47.13	7.45	-13.0	-34.13	28.00	Horizontal	Horizontal	Pass
8618.687	-28.74	18.11	-13.0	-15.74	131.00	Horizontal	Horizontal	Pass
13376.224	-33.69	24.70	-13.0	-20.69	360.00	Horizontal	Horizontal	Pass
15750.700	-34.63	22.32	-13.0	-21.63	281.00	Horizontal	Horizontal	Pass

RSE-V&H LTE Band 4 BW20 CH20175

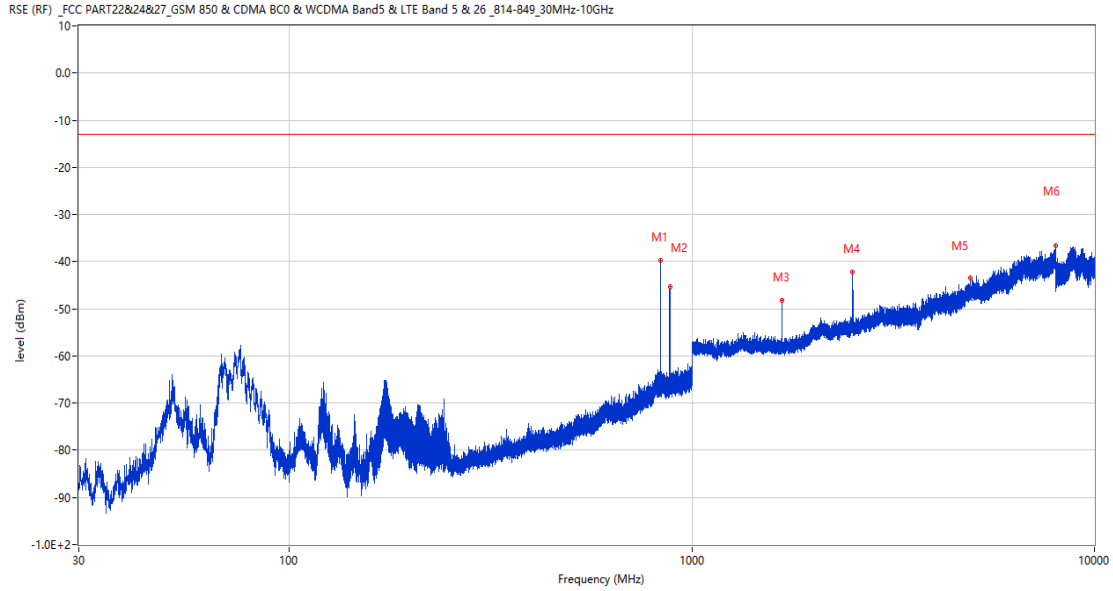


Frequency (MHz)	Result (dBm)	Factor (dB)	PK Limit (dBm)	Over Limit (dB)	Table (o)	ANT	EUT	Verdict
1689.000	-46.02	1.03	-13.0	-33.02	26.00	Vertical	Horizontal	N/A
2137.700	-44.42	5.04	-13.0	-31.42	158.00	Vertical	Horizontal	N/A
4996.500	-42.56	12.89	-13.0	-29.56	281.00	Vertical	Horizontal	Pass
8618.687	-29.32	18.11	-13.0	-16.32	14.00	Vertical	Horizontal	Pass
13416.463	-33.81	24.74	-13.0	-20.81	87.00	Vertical	Horizontal	Pass
15006.075	-34.18	22.71	-13.0	-21.18	360.00	Vertical	Horizontal	Pass

10 LTE Band 5

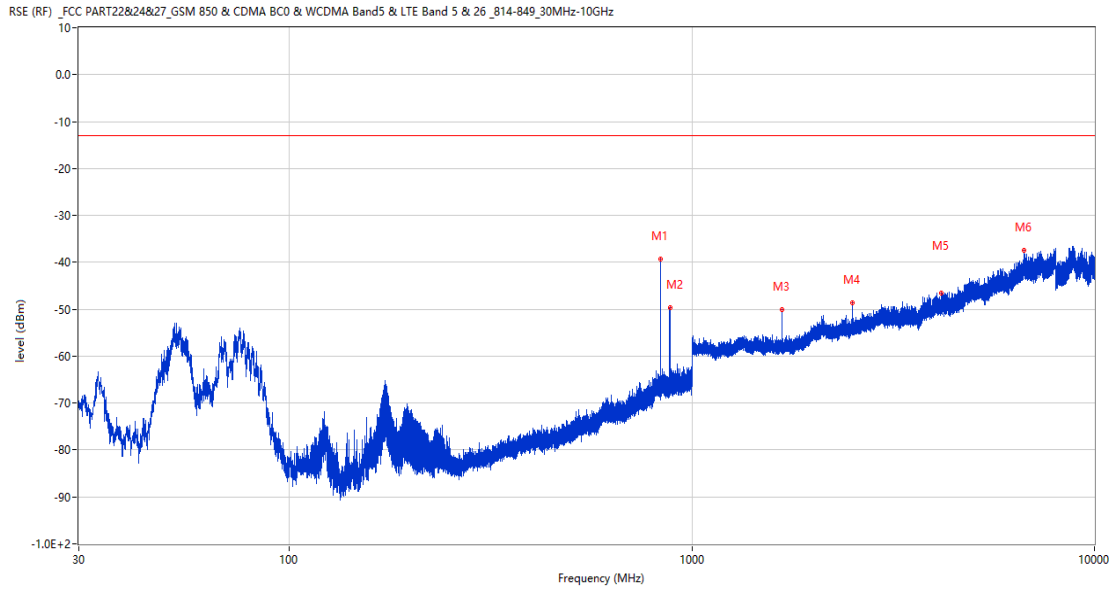
10.1 LTE Band 5 BW1.4, Middle Channel

RSE-H&H LTE Band 5 BW1.4 CH20525



Frequency (MHz)	Result (dBm)	Factor (dB)	PK Limit (dBm)	Over Limit (dB)	Table (o)	ANT	EUT	Verdict
836.070	-39.79	7.12	-13.0	-26.79	51.00	Horizontal	Horizontal	N/A
881.708	-45.22	6.76	-13.0	-32.22	51.00	Horizontal	Horizontal	N/A
1672.900	-48.15	-3.68	-13.0	-35.15	351.00	Horizontal	Horizontal	Pass
2509.100	-42.19	1.52	-13.0	-29.19	188.00	Horizontal	Horizontal	Pass
4928.250	-43.41	13.10	-13.0	-30.41	17.00	Horizontal	Horizontal	Pass
8000.000	-36.60	19.04	-13.0	-23.60	101.00	Horizontal	Horizontal	Pass

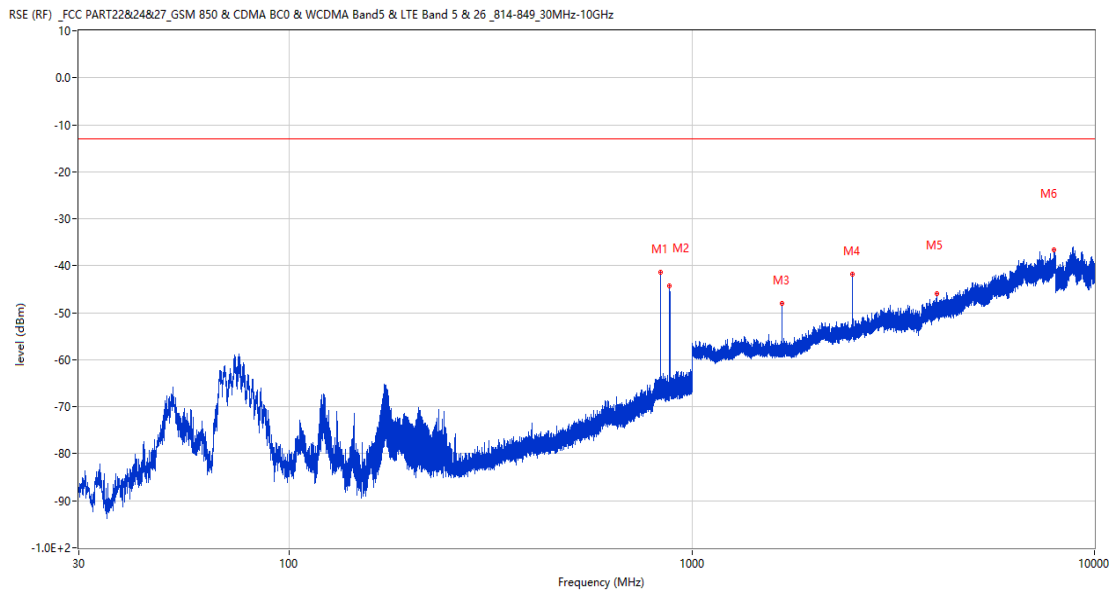
RSE-V&H LTE Band 5 BW1.4 CH20525



Frequency (MHz)	Result (dBm)	Factor (dB)	PK Limit (dBm)	Over Limit (dB)	Table (o)	ANT	EUT	Verdict
836.022	-39.38	7.12	-13.0	-26.38	181.00	Vertical	Horizontal	N/A
881.951	-49.64	6.77	-13.0	-36.64	0.00	Vertical	Horizontal	N/A
1672.800	-50.07	-3.68	-13.0	-37.07	209.00	Vertical	Horizontal	Pass
2509.200	-48.59	1.50	-13.0	-35.59	309.00	Vertical	Horizontal	Pass
4166.000	-46.55	10.10	-13.0	-33.55	17.00	Vertical	Horizontal	Pass
6694.250	-37.52	16.97	-13.0	-24.52	133.00	Vertical	Horizontal	Pass

10.2 LTE Band 5 BW3, Middle Channel

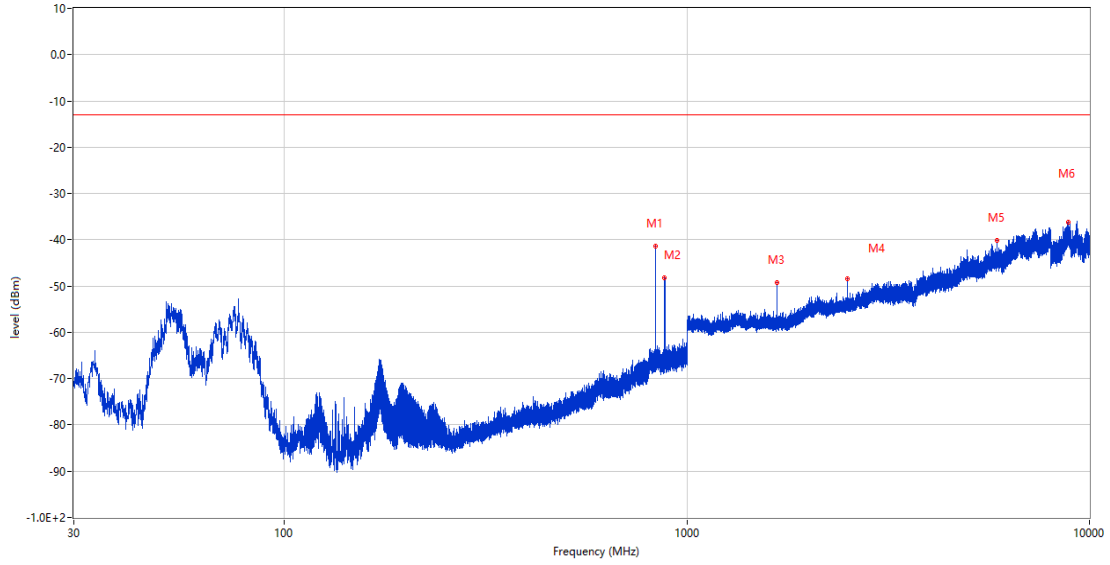
RSE-H&H LTE Band 5 BW3 CH20525



Frequency (MHz)	Result (dBm)	Factor (dB)	PK Limit (dBm)	Over Limit (dB)	Table (o)	ANT	EUT	Verdict
835.246	-41.36	7.10	-13.0	-28.36	33.00	Horizontal	Horizontal	N/A
881.223	-44.33	6.74	-13.0	-31.33	42.00	Horizontal	Horizontal	N/A
1671.300	-48.11	-3.76	-13.0	-35.11	351.00	Horizontal	Horizontal	Pass
2506.500	-41.73	1.76	-13.0	-28.73	181.00	Horizontal	Horizontal	Pass
4053.250	-45.97	10.91	-13.0	-32.97	259.00	Horizontal	Horizontal	Pass
7937.750	-36.53	18.94	-13.0	-23.53	0.00	Horizontal	Horizontal	Pass

RSE-V&H LTE Band 5 BW3 CH20525

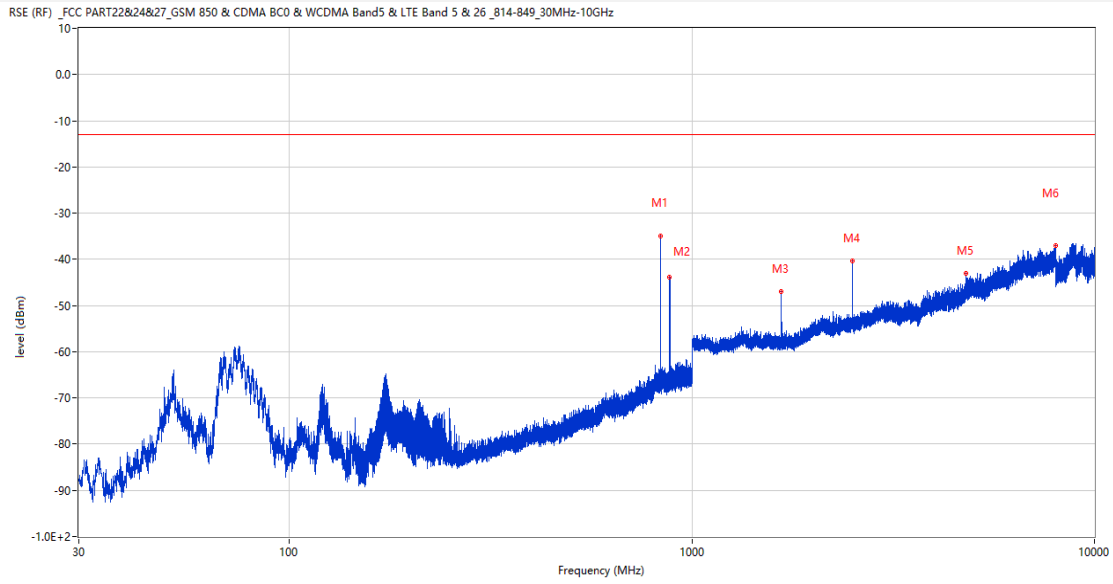
RSE (RF) _FCC PART22&24&27_GSM 850 & CDMA BC0 & WCDMA Band5 & LTE Band 5 & 26 _814-849_30MHz-10GHz



Frequency (MHz)	Result (dBm)	Factor (dB)	PK Limit (dBm)	Over Limit (dB)	Table (o)	ANT	EUT	Verdict
835.294	-41.44	7.11	-13.0	-28.44	181.00	Vertical	Horizontal	N/A
880.496	-48.30	6.69	-13.0	-35.30	0.00	Vertical	Horizontal	N/A
1671.200	-49.35	-3.76	-13.0	-36.35	2.00	Vertical	Horizontal	Pass
2507.000	-48.44	1.74	-13.0	-35.44	322.00	Vertical	Horizontal	Pass
5898.000	-40.07	14.62	-13.0	-27.07	164.00	Vertical	Horizontal	Pass
8851.500	-36.12	20.34	-13.0	-23.12	324.00	Vertical	Horizontal	Pass

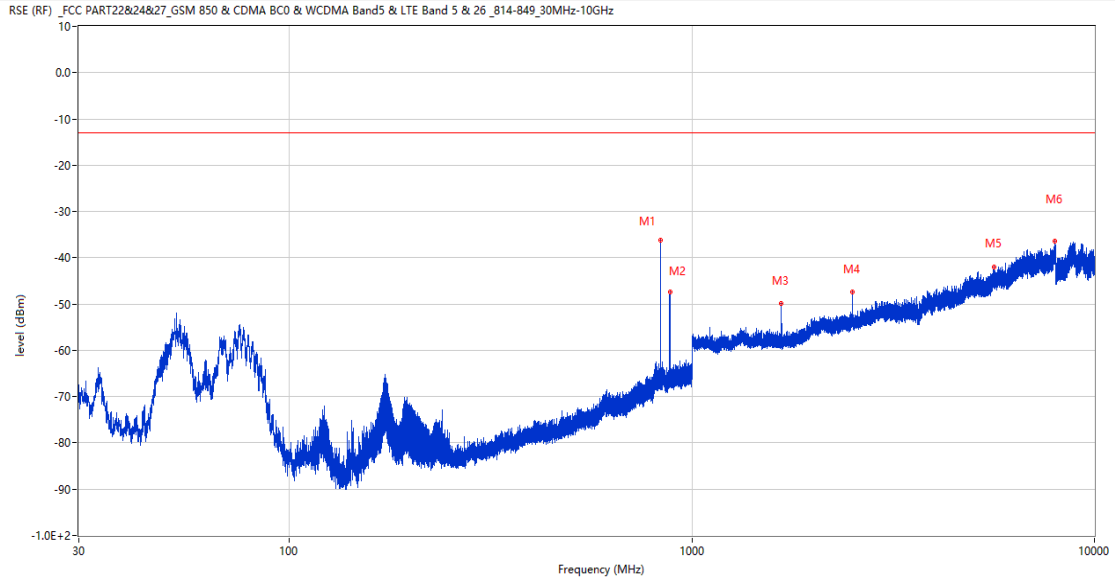
10.3 LTE Band 5 BW5, Middle Channel

RSE-H&H LTE Band 5 BW5 CH20525



Frequency (MHz)	Result (dBm)	Factor (dB)	PK Limit (dBm)	Over Limit (dB)	Table (o)	ANT	EUT	Verdict
834.324	-34.99	7.09	-13.0	-21.99	39.00	Horizontal	Horizontal	N/A
880.884	-43.89	6.73	-13.0	-30.89	44.00	Horizontal	Horizontal	N/A
1669.700	-46.97	-3.81	-13.0	-33.97	0.00	Horizontal	Horizontal	Pass
2503.900	-40.30	1.99	-13.0	-27.30	201.00	Horizontal	Horizontal	Pass
4797.000	-42.97	12.57	-13.0	-29.97	80.00	Horizontal	Horizontal	Pass
7997.500	-37.03	18.88	-13.0	-24.03	38.00	Horizontal	Horizontal	Pass

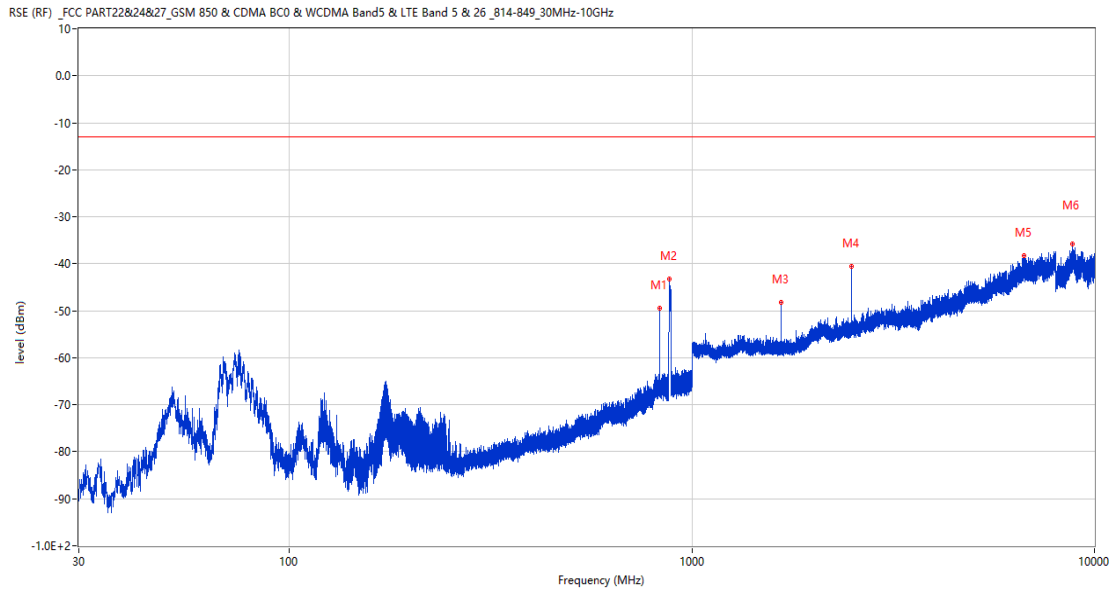
RSE-V&H LTE Band 5 BW5 CH20525



Frequency (MHz)	Result (dBm)	Factor (dB)	PK Limit (dBm)	Over Limit (dB)	Table (o)	ANT	EUT	Verdict
834.372	-36.30	7.09	-13.0	-23.30	186.00	Vertical	Horizontal	N/A
883.455	-47.33	6.95	-13.0	-34.33	0.00	Vertical	Horizontal	N/A
1669.400	-49.91	-3.82	-13.0	-36.91	357.00	Vertical	Horizontal	Pass
2504.000	-47.42	1.98	-13.0	-34.42	321.00	Vertical	Horizontal	Pass
5629.250	-41.95	13.51	-13.0	-28.95	331.00	Vertical	Horizontal	Pass
7974.500	-36.47	18.14	-13.0	-23.47	69.00	Vertical	Horizontal	Pass

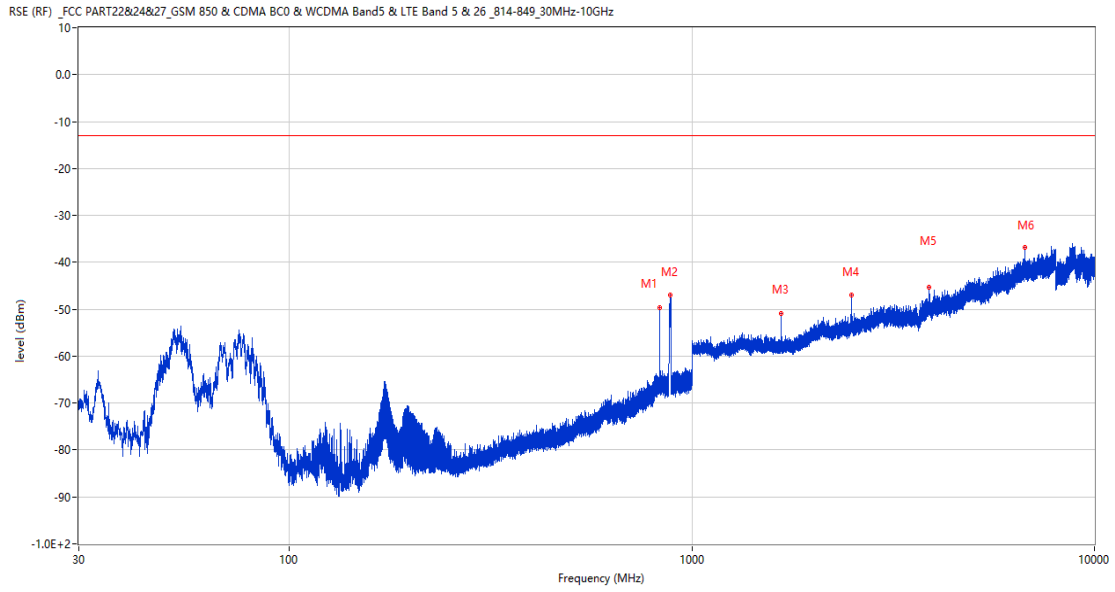
10.4 LTE Band 5 BW10, Middle Channel

RSE-H&H LTE Band 5 BW10 CH20525



Frequency (MHz)	Result (dBm)	Factor (dB)	PK Limit (dBm)	Over Limit (dB)	Table (o)	ANT	EUT	Verdict
832.142	-49.49	7.05	-13.0	-36.49	39.00	Horizontal	Horizontal	N/A
879.284	-43.32	6.54	-13.0	-30.32	43.00	Horizontal	Horizontal	N/A
1665.100	-48.29	-3.87	-13.0	-35.29	360.00	Horizontal	Horizontal	Pass
2497.100	-40.65	2.22	-13.0	-27.65	201.00	Horizontal	Horizontal	Pass
6691.250	-38.32	17.05	-13.0	-25.32	298.00	Horizontal	Horizontal	Pass
8836.600	-35.79	20.14	-13.0	-22.79	64.00	Horizontal	Horizontal	Pass

RSE-V&H LTE Band 5 BW10 CH20525

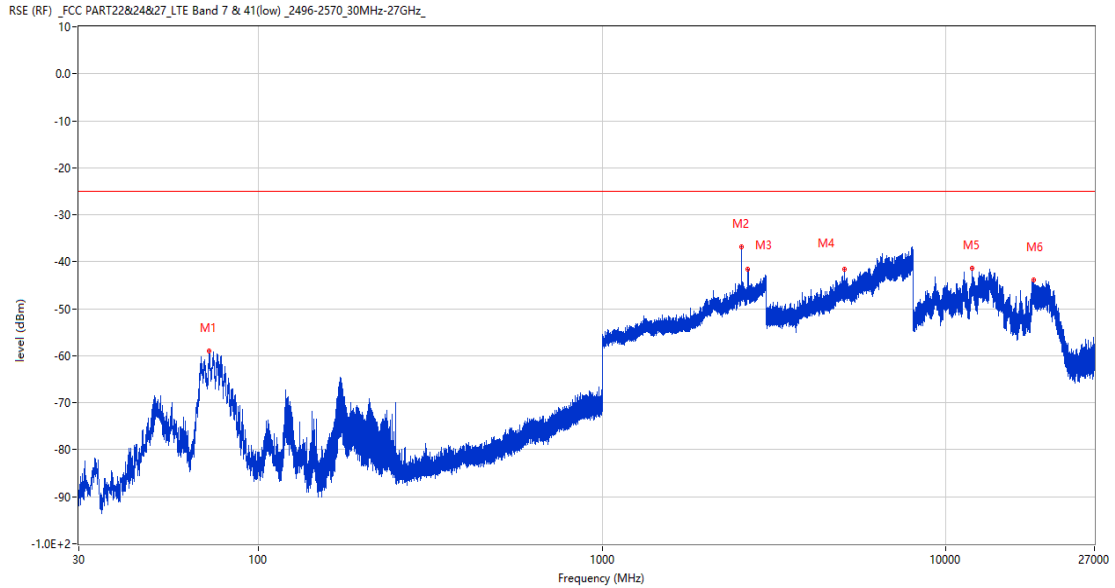


Frequency (MHz)	Result (dBm)	Factor (dB)	PK Limit (dBm)	Over Limit (dB)	Table (o)	ANT	EUT	Verdict
832.093	-49.71	7.05	-13.0	-36.71	178.00	Vertical	Horizontal	N/A
884.716	-47.03	7.07	-13.0	-34.03	2.00	Vertical	Horizontal	N/A
1665.300	-50.82	-3.88	-13.0	-37.82	25.00	Vertical	Horizontal	Pass
2497.300	-46.91	2.21	-13.0	-33.91	316.00	Vertical	Horizontal	Pass
3889.750	-45.33	9.84	-13.0	-32.33	205.00	Vertical	Horizontal	Pass
6715.000	-36.88	16.66	-13.0	-23.88	49.00	Vertical	Horizontal	Pass

11 LTE Band 7

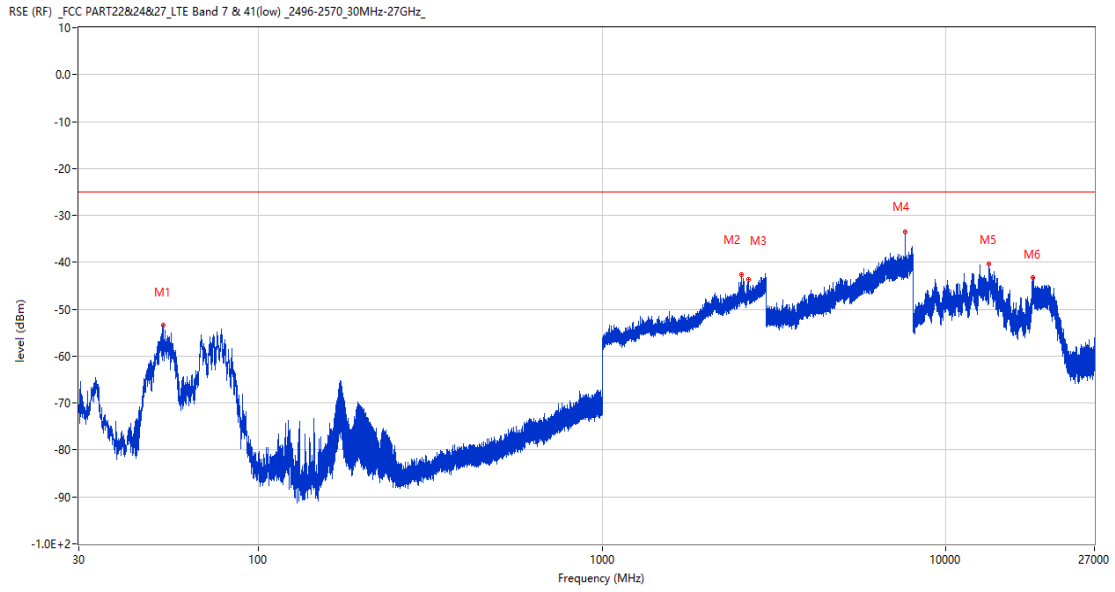
11.1 LTE Band 7 BW5, Middle Channel

RSE-H&H LTE Band 7 BW5 CH21100



Frequency (MHz)	Result (dBm)	Factor (dB)	PK Limit (dBm)	Over Limit (dB)	Table (o)	ANT	EUT	Verdict
71.855	-58.92	-19.72	-25.0	-33.92	192.00	Horizontal	Horizontal	Pass
2533.700	-36.85	8.84	-25.0	-11.85	196.00	Horizontal	Horizontal	N/A
2653.900	-41.54	8.51	-25.0	-16.54	323.00	Horizontal	Horizontal	N/A
5066.000	-41.54	12.07	-25.0	-16.54	142.00	Horizontal	Horizontal	Pass
11895.713	-41.27	13.87	-25.0	-16.27	230.00	Horizontal	Horizontal	Pass
17972.963	-43.92	13.52	-25.0	-18.92	1.00	Horizontal	Horizontal	Pass

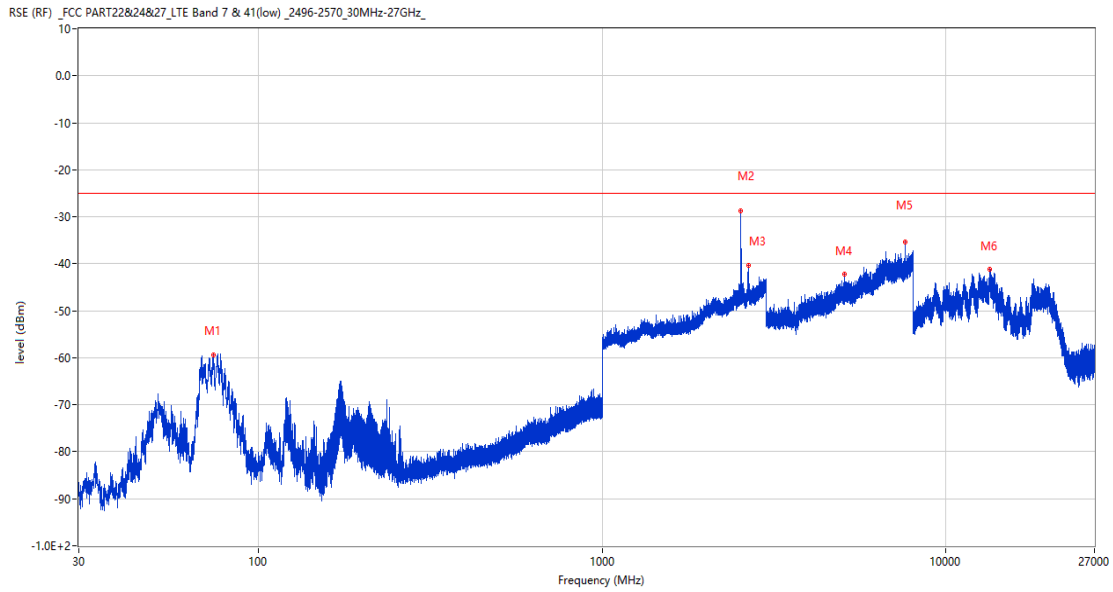
RSE-V&H LTE Band 7 BW5 CH21100



Frequency (MHz)	Result (dBm)	Factor (dB)	PK Limit (dBm)	Over Limit (dB)	Table (o)	ANT	EUT	Verdict
52.746	-53.32	-17.39	-25.0	-28.32	191.00	Vertical	Horizontal	Pass
2534.100	-42.66	8.84	-25.0	-17.66	280.00	Vertical	Horizontal	N/A
2654.700	-43.64	8.39	-25.0	-18.64	159.00	Vertical	Horizontal	N/A
7599.500	-33.52	16.76	-25.0	-8.52	80.00	Vertical	Horizontal	Pass
13345.087	-40.39	16.35	-25.0	-15.39	1.00	Vertical	Horizontal	Pass
17819.927	-43.33	12.66	-25.0	-18.33	251.00	Vertical	Horizontal	Pass

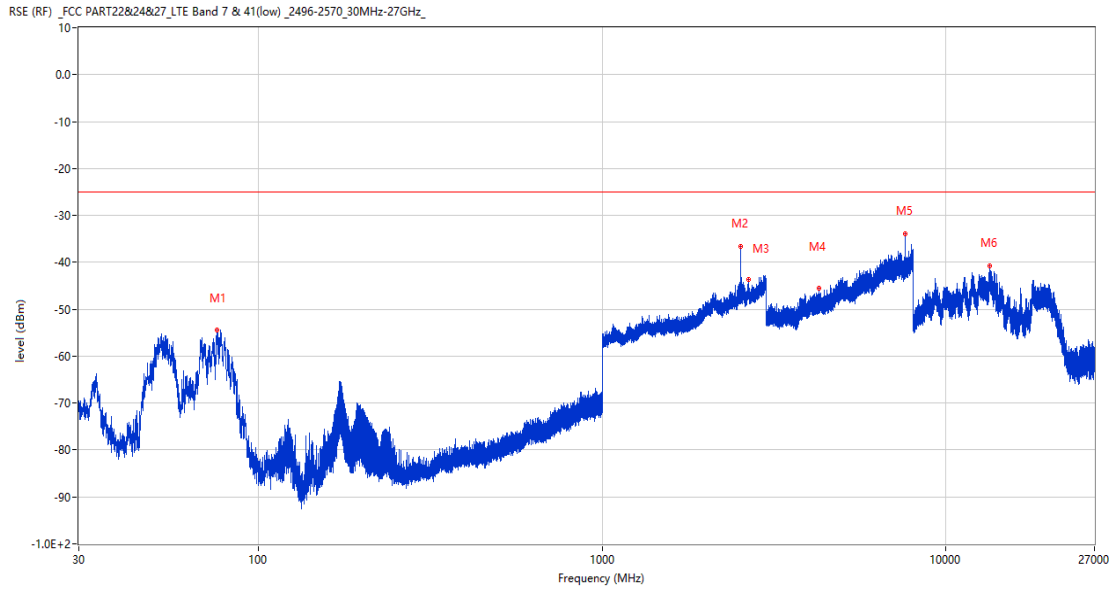
11.2 LTE Band 7 BW10, Middle Channel

RSE-H&H LTE Band 7 BW10 CH21100



Frequency (MHz)	Result (dBm)	Factor (dB)	PK Limit (dBm)	Over Limit (dB)	Table (o)	ANT	EUT	Verdict
73.747	-59.33	-20.07	-25.0	-34.33	196.00	Horizontal	Horizontal	Pass
2531.400	-28.76	8.85	-25.0	-3.76	196.00	Horizontal	Horizontal	N/A
2658.400	-40.42	8.50	-25.0	-15.42	328.00	Horizontal	Horizontal	N/A
5062.000	-42.23	12.05	-25.0	-17.23	102.00	Horizontal	Horizontal	Pass
7592.750	-35.42	16.60	-25.0	-10.42	113.00	Horizontal	Horizontal	Pass
13379.738	-41.23	16.82	-25.0	-16.23	191.00	Horizontal	Horizontal	Pass

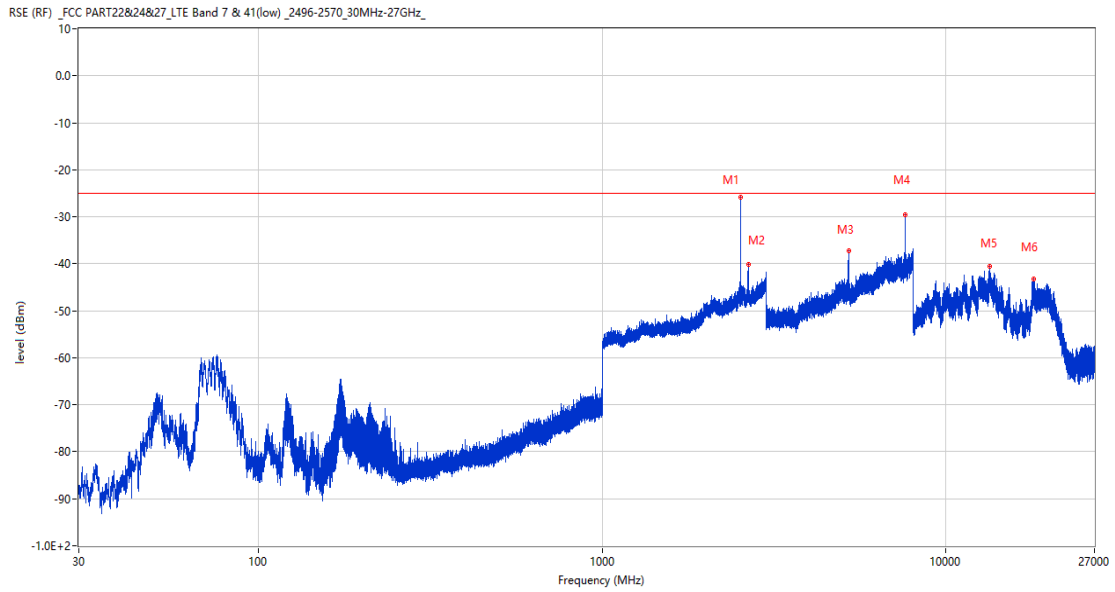
RSE-V&H LTE Band 7 BW10 CH21100



Frequency (MHz)	Result (dBm)	Factor (dB)	PK Limit (dBm)	Over Limit (dB)	Table (o)	ANT	EUT	Verdict
75.832	-54.45	-20.47	-25.0	-29.45	108.00	Vertical	Horizontal	Pass
2531.500	-36.68	8.85	-25.0	-11.68	323.00	Vertical	Horizontal	N/A
2658.000	-43.56	8.47	-25.0	-18.56	160.00	Vertical	Horizontal	N/A
4259.250	-45.61	10.20	-25.0	-20.61	196.00	Vertical	Horizontal	Pass
7592.000	-33.94	16.67	-25.0	-8.94	133.00	Vertical	Horizontal	Pass
13357.425	-40.70	16.61	-25.0	-15.70	360.00	Vertical	Horizontal	Pass

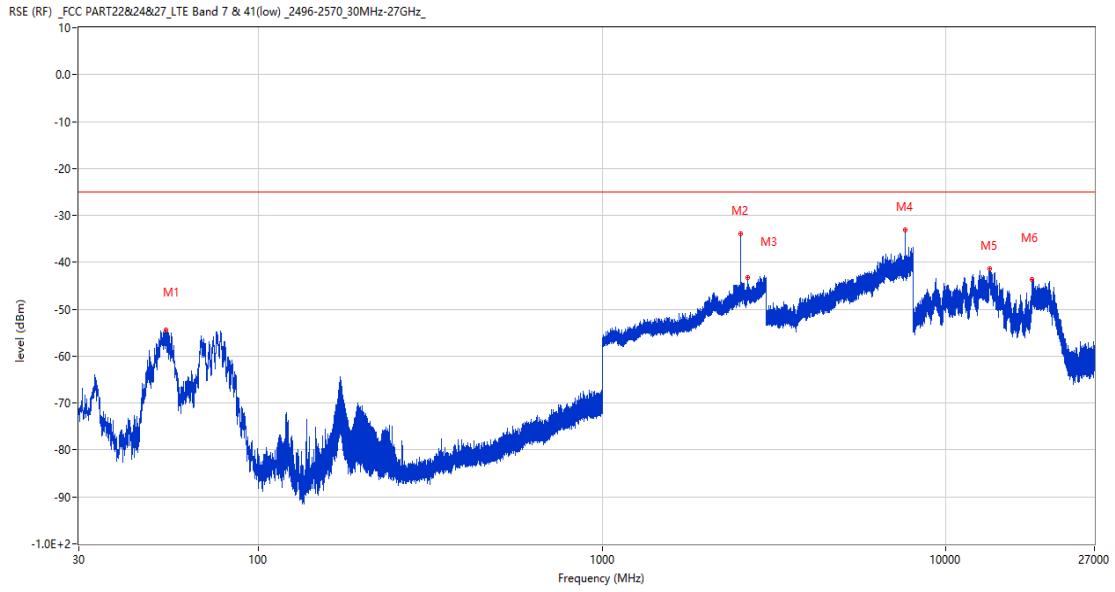
11.3 LTE Band 7 BW15, Middle Channel

RSE-H&H LTE Band 7 BW15 CH21100



Frequency (MHz)	Result (dBm)	Factor (dB)	PK Limit (dBm)	Over Limit (dB)	Table (o)	ANT	EUT	Verdict
2529.300	-25.93	8.85	-25.0	-0.93	202.00	Horizontal	Horizontal	N/A
2661.000	-40.04	8.62	-25.0	-15.04	232.00	Horizontal	Horizontal	N/A
5222.750	-37.22	12.47	-25.0	-12.22	226.00	Horizontal	Horizontal	Pass
7585.750	-29.52	16.71	-25.0	-4.52	111.00	Horizontal	Horizontal	Pass
13394.962	-40.60	16.96	-25.0	-15.60	12.00	Horizontal	Horizontal	Pass
17940.677	-43.17	13.87	-25.0	-18.17	271.00	Horizontal	Horizontal	Pass

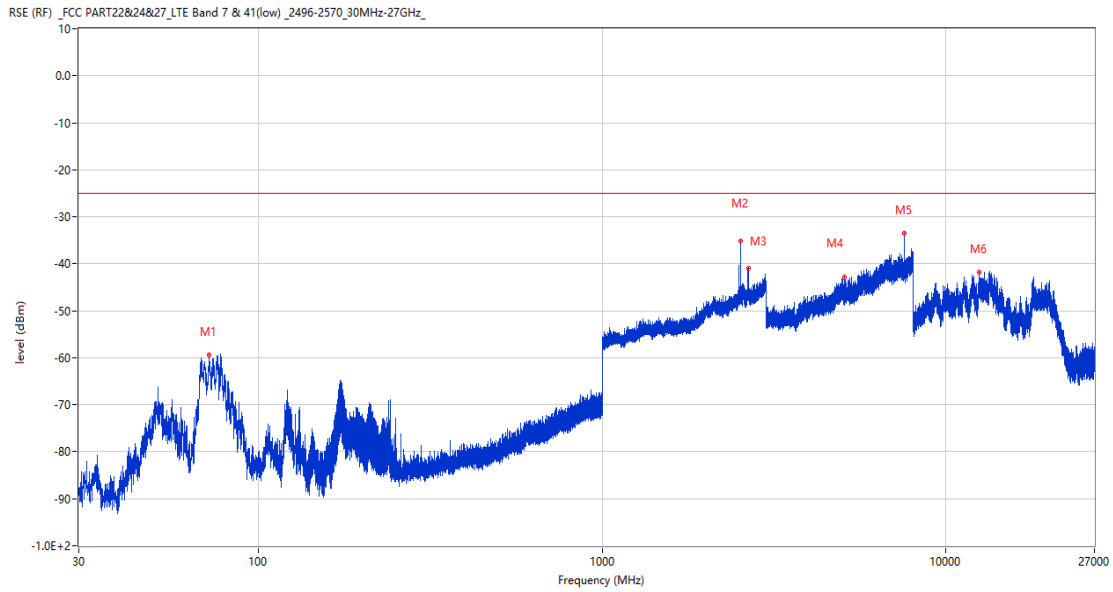
RSE-V&H LTE Band 7 BW15 CH21100



Frequency (MHz)	Result (dBm)	Factor (dB)	PK Limit (dBm)	Over Limit (dB)	Table (o)	ANT	EUT	Verdict
53.620	-54.49	-17.31	-25.0	-29.49	103.00	Vertical	Horizontal	Pass
2529.200	-33.89	8.85	-25.0	-8.89	317.00	Vertical	Horizontal	N/A
2652.600	-43.15	8.60	-25.0	-18.15	165.00	Vertical	Horizontal	N/A
7585.500	-33.14	16.72	-25.0	-8.14	122.00	Vertical	Horizontal	Pass
13361.100	-41.33	16.64	-25.0	-16.33	72.00	Vertical	Horizontal	Pass
17799.975	-43.72	13.20	-25.0	-18.72	271.00	Vertical	Horizontal	Pass

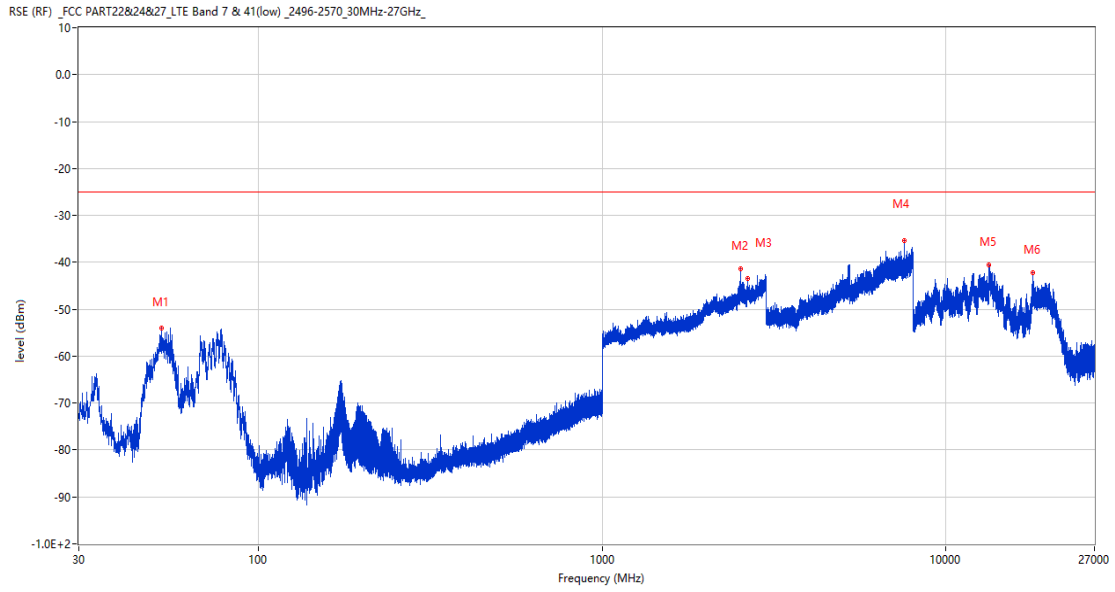
11.4 LTE Band 7 BW20, Middle Channel

RSE-H&H LTE Band 7 BW20 CH21100



Frequency (MHz)	Result (dBm)	Factor (dB)	PK Limit (dBm)	Over Limit (dB)	Table (o)	ANT	EUT	Verdict
71.904	-59.38	-19.74	-25.0	-34.38	192.00	Horizontal	Horizontal	Pass
2527.100	-35.09	8.86	-25.0	-10.09	202.00	Horizontal	Horizontal	N/A
2662.900	-40.88	8.88	-25.0	-15.88	232.00	Horizontal	Horizontal	N/A
5053.000	-42.93	12.02	-25.0	-17.93	80.00	Horizontal	Horizontal	Pass
7579.250	-33.44	16.94	-25.0	-8.44	111.00	Horizontal	Horizontal	Pass
12501.100	-41.74	14.70	-25.0	-16.74	2.00	Horizontal	Horizontal	Pass

RSE-V&H LTE Band 7 BW20 CH21100



Frequency (MHz)	Result (dBm)	Factor (dB)	PK Limit (dBm)	Over Limit (dB)	Table (o)	ANT	EUT	Verdict
52.068	-54.01	-17.47	-25.0	-29.01	216.00	Vertical	Horizontal	Pass
2526.800	-41.44	8.86	-25.0	-16.44	329.00	Vertical	Horizontal	N/A
2645.600	-43.53	8.55	-25.0	-18.53	178.00	Vertical	Horizontal	N/A
7579.000	-35.27	16.95	-25.0	-10.27	101.00	Vertical	Horizontal	Pass
13347.188	-40.53	16.43	-25.0	-15.53	352.00	Vertical	Horizontal	Pass
17919.412	-42.27	13.36	-25.0	-17.27	32.00	Vertical	Horizontal	Pass