

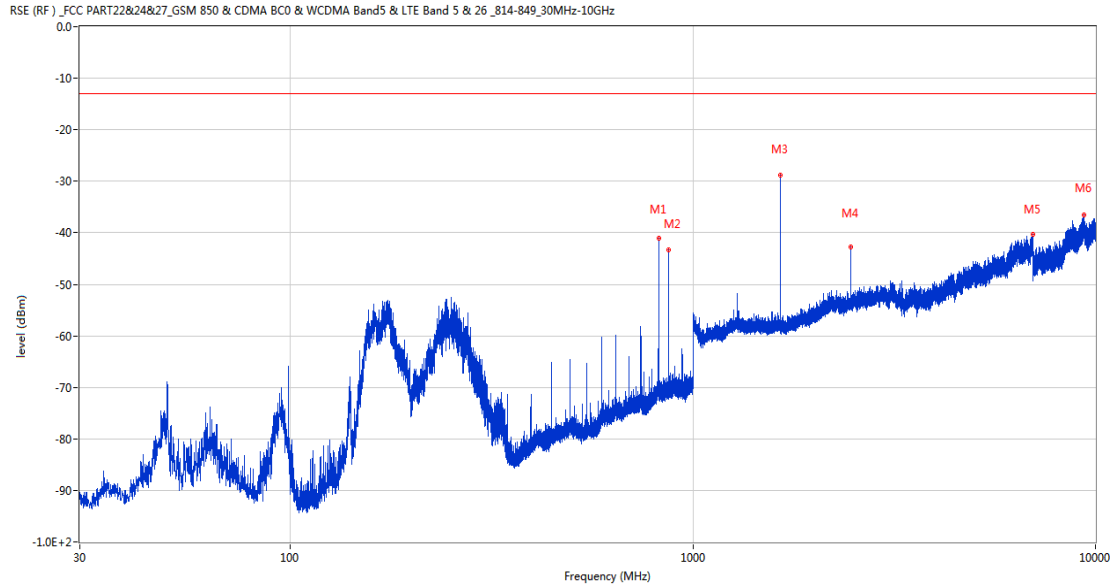
Annex A.7. Field Strength of Spurious Radiation

GSM

1 GSM 850

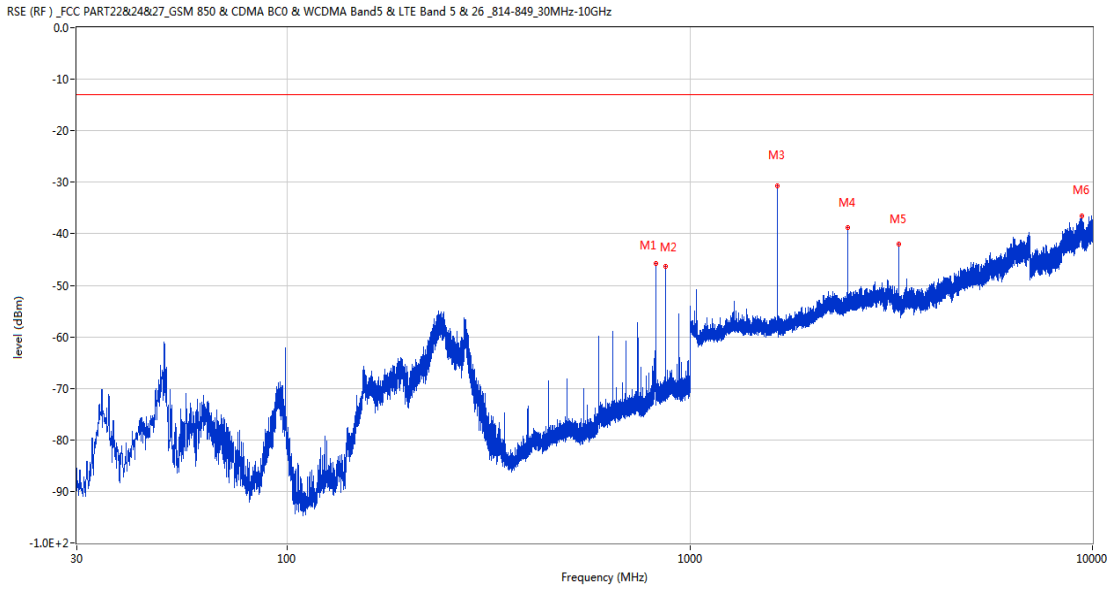
1.1 GSM 850 Low Channel

RSE-H&H GSM 850 CH128



Frequency (MHz)	Result (dBm)	Factor (dB)	PK Limit (dBm)	Over Limit (dB)	Table (o)	ANT	EUT	Verdict
824.236	-41.06	0.64	-13.0	-28.06	106.00	Horizontal	Horizontal	N/A
869.196	-43.27	0.20	-13.0	-30.27	176.00	Horizontal	Horizontal	N/A
1648.300	-28.79	-0.50	-13.0	-15.79	272.00	Horizontal	Horizontal	Pass
2472.600	-42.83	4.67	-13.0	-29.83	169.00	Horizontal	Horizontal	Pass
6990.800	-40.23	19.48	-13.0	-27.23	0.00	Horizontal	Horizontal	Pass
9350.799	-36.62	39.77	-13.0	-23.62	49.00	Horizontal	Horizontal	Pass

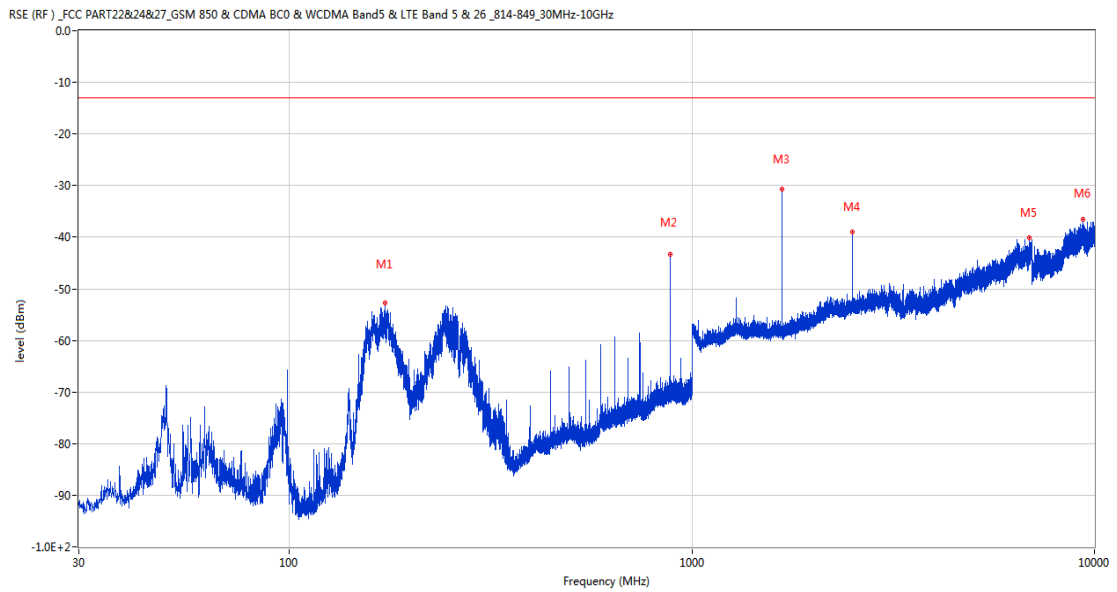
RSE-V&H GSM 850 CH128



Frequency (MHz)	Result (dBm)	Factor (dB)	PK Limit (dBm)	Over Limit (dB)	Table (o)	ANT	EUT	Verdict
824.236	-45.73	0.64	-13.0	-32.73	271.00	Vertical	Horizontal	N/A
869.244	-46.37	0.20	-13.0	-33.37	71.00	Vertical	Horizontal	N/A
1648.300	-30.73	-0.50	-13.0	-17.73	184.00	Vertical	Horizontal	Pass
2472.500	-38.72	4.67	-13.0	-25.72	227.00	Vertical	Horizontal	Pass
3296.600	-42.08	6.44	-13.0	-29.08	315.00	Vertical	Horizontal	Pass
9412.150	-36.61	39.81	-13.0	-23.61	140.00	Vertical	Horizontal	Pass

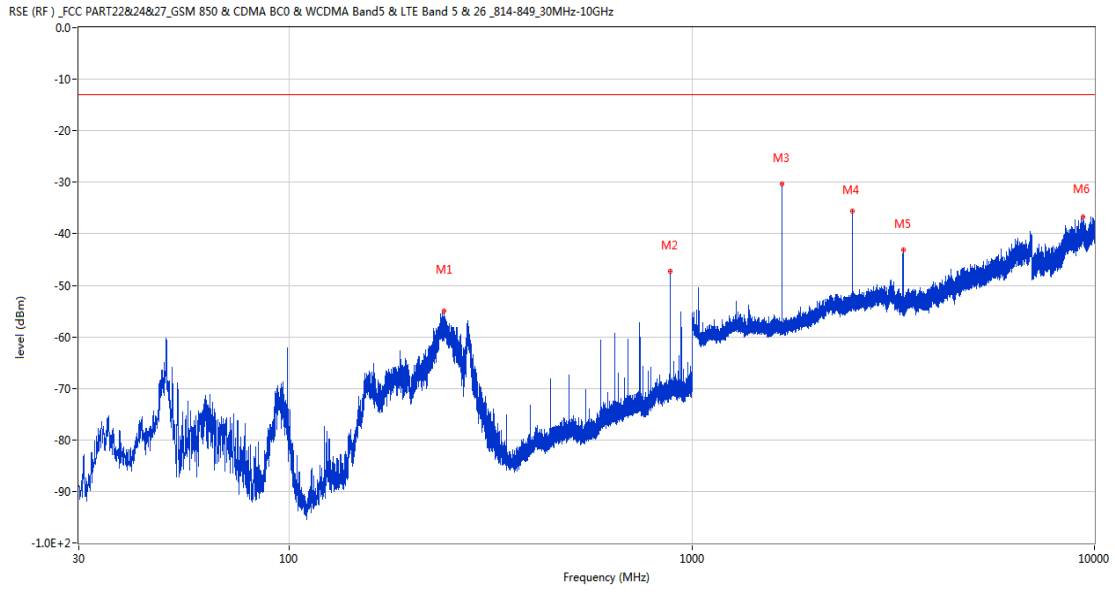
1.2 GSM 850 Middle Channel

RSE-H&H GSM 850 CH190



Frequency (MHz)	Result (dBm)	Factor (dB)	PK Limit (dBm)	Over Limit (dB)	Table (o)	ANT	EUT	Verdict
173.221	-52.74	-16.81	-13.0	-39.74	121.00	Horizontal	Horizontal	Pass
881.612	-43.31	0.65	-13.0	-30.31	192.00	Horizontal	Horizontal	N/A
1673.100	-30.79	-0.84	-13.0	-17.79	177.00	Horizontal	Horizontal	Pass
2509.500	-38.96	6.01	-13.0	-25.96	150.00	Horizontal	Horizontal	Pass
6899.000	-40.21	19.49	-13.0	-27.21	268.00	Horizontal	Horizontal	Pass
9374.349	-36.56	39.87	-13.0	-23.56	222.00	Horizontal	Horizontal	Pass

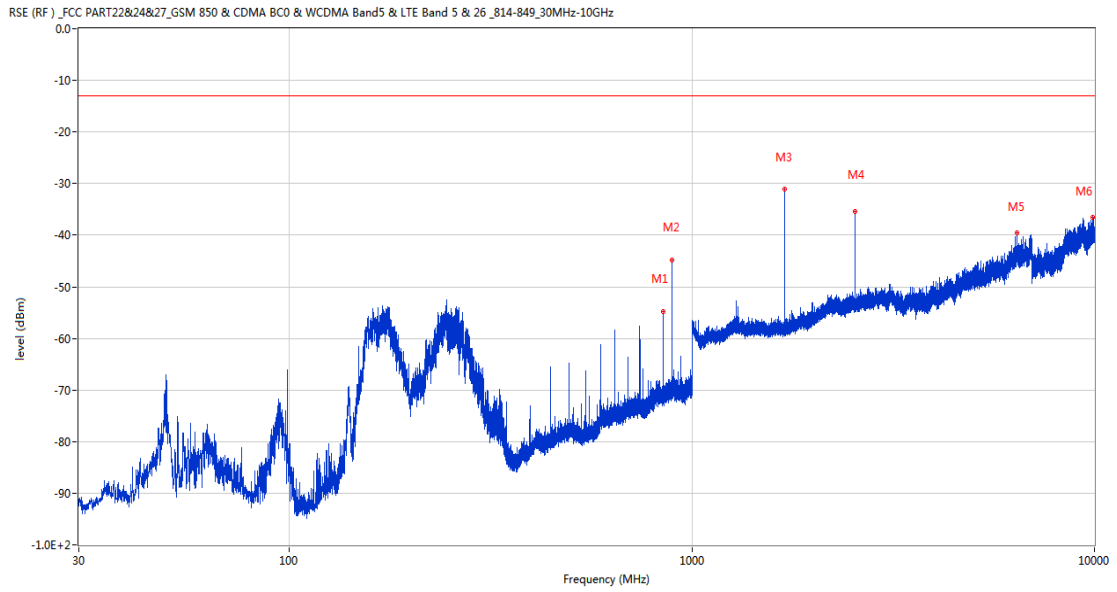
RSE-V&H GSM 850 CH190



Frequency (MHz)	Result (dBm)	Factor (dB)	PK Limit (dBm)	Over Limit (dB)	Table (o)	ANT	EUT	Verdict
242.527	-55.07	-15.09	-13.0	-42.07	109.00	Vertical	Horizontal	Pass
881.563	-47.32	0.64	-13.0	-34.32	86.00	Vertical	Horizontal	N/A
1673.000	-30.30	-0.84	-13.0	-17.30	185.00	Vertical	Horizontal	Pass
2509.500	-35.60	6.01	-13.0	-22.60	218.00	Vertical	Horizontal	Pass
3346.400	-43.19	5.45	-13.0	-30.19	226.00	Vertical	Horizontal	Pass
9380.500	-36.77	39.88	-13.0	-23.77	22.00	Vertical	Horizontal	Pass

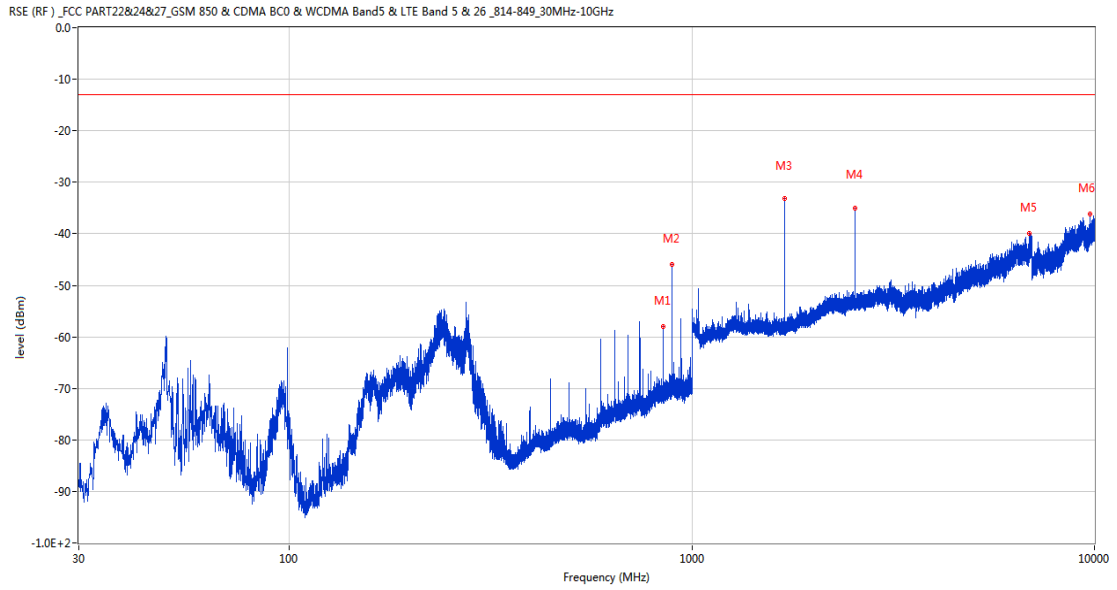
1.3 GSM 850 High Channel

RSE-H&H GSM 850 CH251



Frequency (MHz)	Result (dBm)	Factor (dB)	PK Limit (dBm)	Over Limit (dB)	Table (o)	ANT	EUT	Verdict
848.777	-54.78	0.40	-13.0	-41.78	184.00	Horizontal	Horizontal	N/A
893.785	-44.91	1.14	-13.0	-31.91	184.00	Horizontal	Horizontal	N/A
1697.600	-31.09	-0.90	-13.0	-18.09	189.00	Horizontal	Horizontal	Pass
2546.500	-35.49	4.71	-13.0	-22.49	140.00	Horizontal	Horizontal	Pass
6416.800	-39.58	18.87	-13.0	-26.58	147.00	Horizontal	Horizontal	Pass
9923.651	-36.61	39.97	-13.0	-23.61	329.00	Horizontal	Horizontal	Pass

RSE-V&H GSM 850 CH251

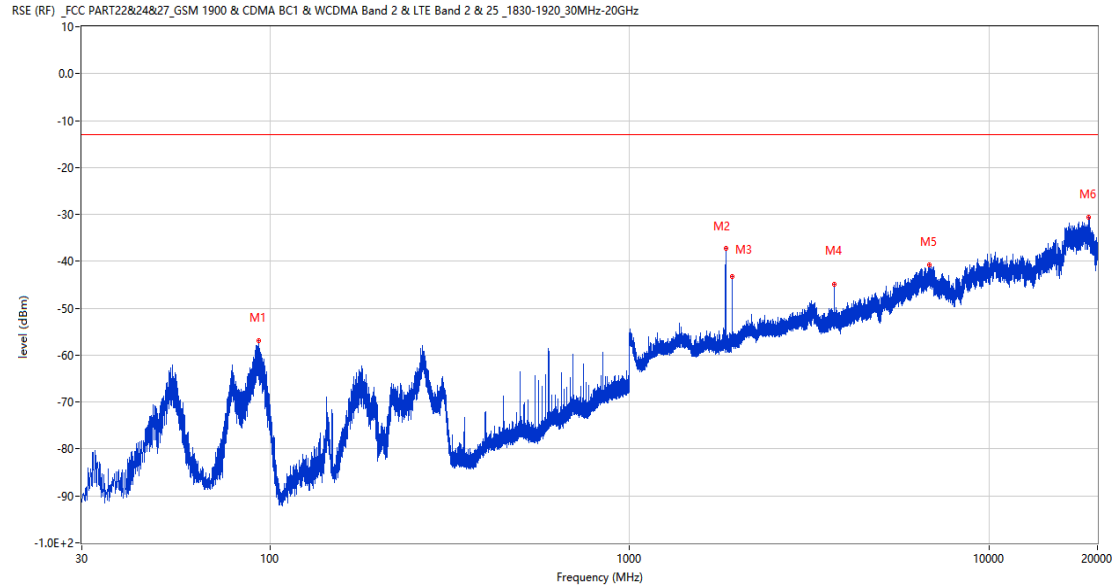


Frequency (MHz)	Result (dBm)	Factor (dB)	PK Limit (dBm)	Over Limit (dB)	Table (o)	ANT	EUT	Verdict
848.825	-58.01	0.40	-13.0	-45.01	265.00	Vertical	Horizontal	N/A
893.737	-46.04	1.14	-13.0	-33.04	210.00	Vertical	Horizontal	N/A
1697.700	-33.13	-0.90	-13.0	-20.13	246.00	Vertical	Horizontal	Pass
2546.500	-35.05	4.71	-13.0	-22.05	174.00	Vertical	Horizontal	Pass
6903.400	-39.97	19.36	-13.0	-26.97	213.00	Vertical	Horizontal	Pass
9766.901	-36.15	39.53	-13.0	-23.15	56.00	Vertical	Horizontal	Pass

2 GSM 1900

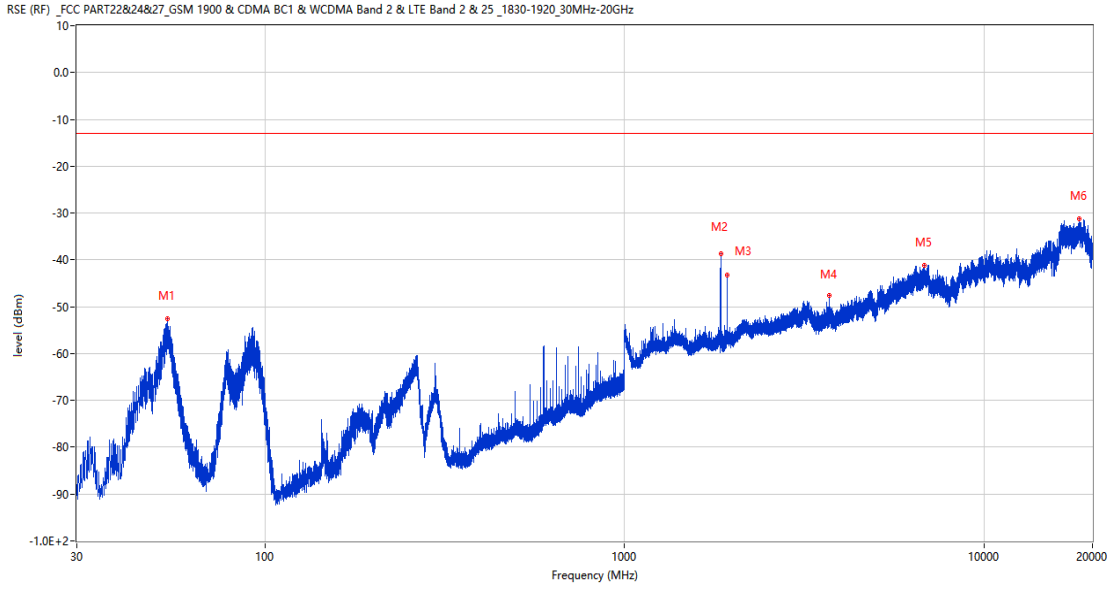
2.1 GSM 1900 Low Channel

RSE-H&H GSM 1900 CH512



Frequency (MHz)	Result (dBm)	Factor (dB)	PK Limit (dBm)	Over Limit (dB)	Table (o)	ANT	EUT	Verdict
92.905	-56.93	-20.28	-13.0	-43.93	302.00	Horizontal	Horizontal	Pass
1850.500	-37.29	-2.88	-13.0	-24.29	343.00	Horizontal	Horizontal	N/A
1930.300	-43.14	-2.70	-13.0	-30.14	358.00	Horizontal	Horizontal	N/A
3700.600	-44.89	4.23	-13.0	-31.89	141.00	Horizontal	Horizontal	Pass
6803.600	-40.81	13.12	-13.0	-27.81	170.00	Horizontal	Horizontal	Pass
18933.162	-30.70	25.07	-13.0	-17.70	119.00	Horizontal	Horizontal	Pass

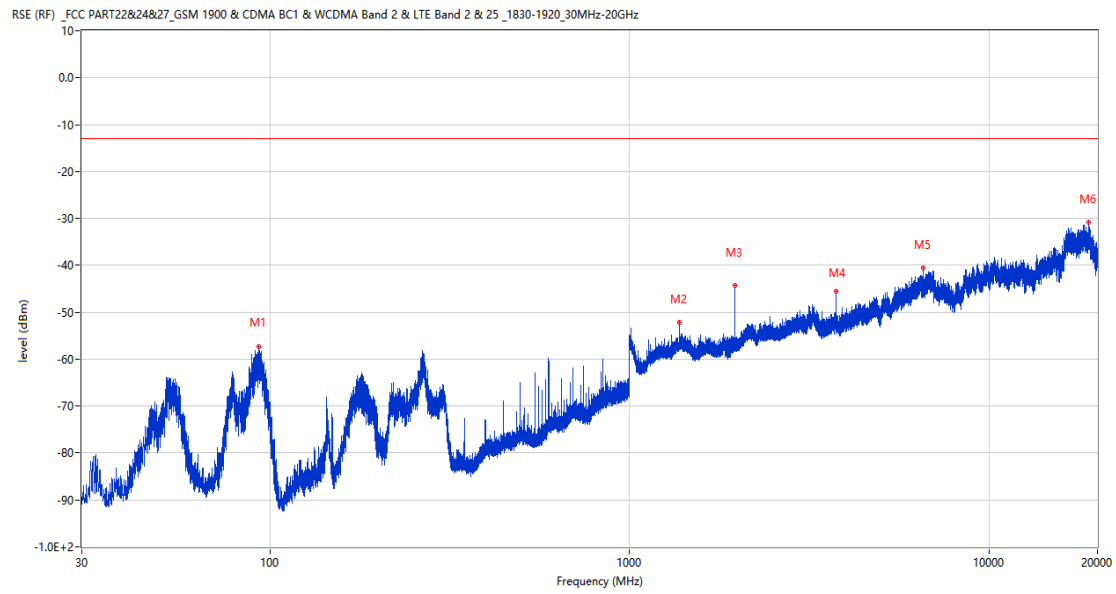
RSE-V&H GSM 1900 CH512



Frequency (MHz)	Result (dBm)	Factor (dB)	PK Limit (dBm)	Over Limit (dB)	Table (o)	ANT	EUT	Verdict
53.474	-52.63	-14.87	-13.0	-39.63	266.00	Vertical	Horizontal	Pass
1850.400	-38.62	-2.88	-13.0	-25.62	58.00	Vertical	Horizontal	N/A
1930.400	-43.34	-2.74	-13.0	-30.34	100.00	Vertical	Horizontal	N/A
3700.600	-47.60	4.23	-13.0	-34.60	146.00	Vertical	Horizontal	Pass
6799.000	-41.12	13.13	-13.0	-28.12	246.00	Vertical	Horizontal	Pass
18427.474	-31.25	25.35	-13.0	-18.25	281.00	Vertical	Horizontal	Pass

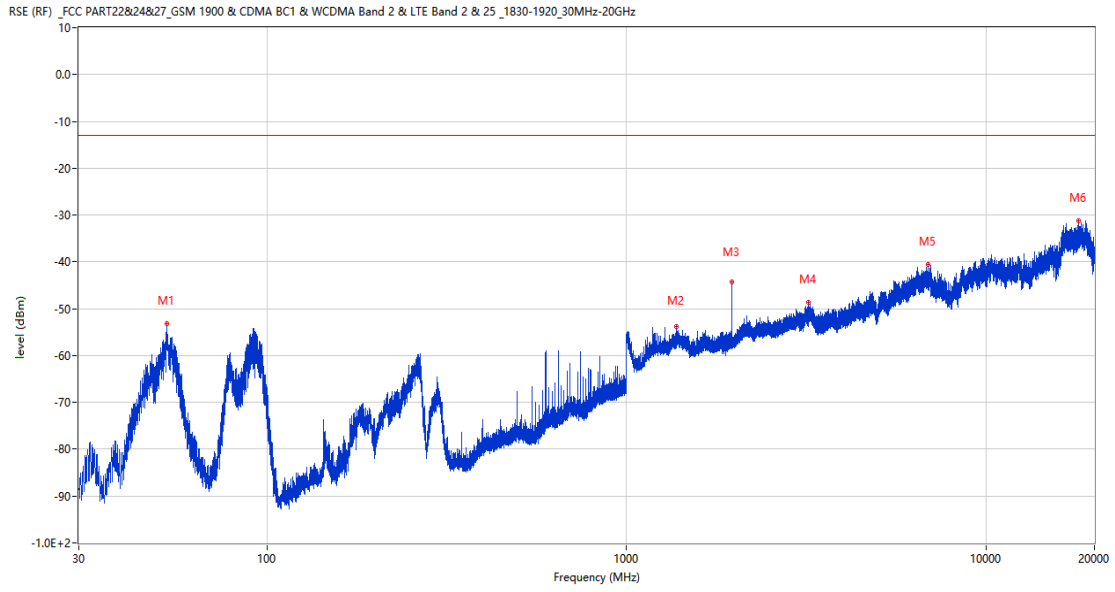
2.2 GSM 1900 Middle Channel

RSE-H&H GSM 1900 CH661



Frequency (MHz)	Result (dBm)	Factor (dB)	PK Limit (dBm)	Over Limit (dB)	Table (o)	ANT	EUT	Verdict
93.244	-57.26	-20.35	-13.0	-44.26	314.00	Horizontal	Horizontal	Pass
1379.100	-52.23	-3.45	-13.0	-39.23	259.00	Horizontal	Horizontal	Pass
1960.100	-44.25	-3.59	-13.0	-31.25	220.00	Horizontal	Horizontal	N/A
3759.800	-45.59	4.42	-13.0	-32.59	138.00	Horizontal	Horizontal	Pass
6554.400	-40.54	10.80	-13.0	-27.54	138.00	Horizontal	Horizontal	Pass
18910.687	-30.73	25.09	-13.0	-17.73	130.00	Horizontal	Horizontal	Pass

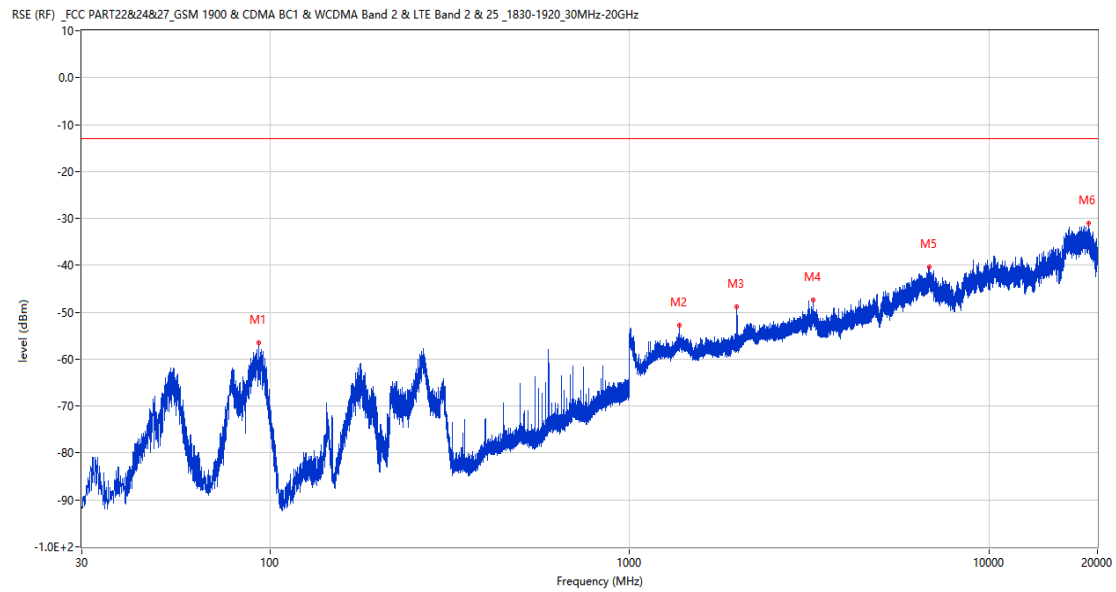
RSE-V&H GSM 1900 CH661



Frequency (MHz)	Result (dBm)	Factor (dB)	PK Limit (dBm)	Over Limit (dB)	Table (o)	ANT	EUT	Verdict
52.795	-53.22	-14.91	-13.0	-40.22	245.00	Vertical	Horizontal	Pass
1379.300	-53.74	-3.44	-13.0	-40.74	290.00	Vertical	Horizontal	Pass
1960.200	-44.36	-3.60	-13.0	-31.36	92.00	Vertical	Horizontal	N/A
3204.400	-48.60	4.20	-13.0	-35.60	298.00	Vertical	Horizontal	Pass
6904.400	-40.62	12.22	-13.0	-27.62	55.00	Vertical	Horizontal	Pass
18102.313	-31.29	25.53	-13.0	-18.29	187.00	Vertical	Horizontal	Pass

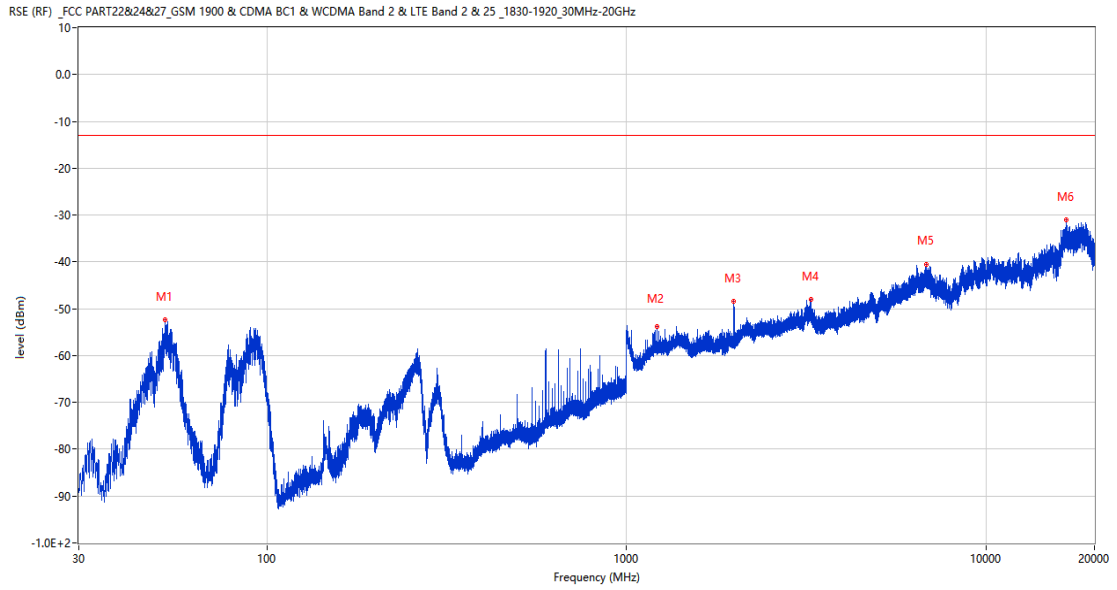
2.3 GSM 1900 High Channel

RSE-H&H GSM 1900 CH810



Frequency (MHz)	Result (dBm)	Factor (dB)	PK Limit (dBm)	Over Limit (dB)	Table (o)	ANT	EUT	Verdict
93.002	-56.43	-20.30	-13.0	-43.43	295.00	Horizontal	Horizontal	Pass
1378.200	-52.75	-3.52	-13.0	-39.75	292.00	Horizontal	Horizontal	Pass
1989.900	-48.80	-3.65	-13.0	-35.80	218.00	Horizontal	Horizontal	N/A
3237.600	-47.36	6.47	-13.0	-34.36	17.00	Horizontal	Horizontal	Pass
6803.000	-40.39	13.12	-13.0	-27.39	337.00	Horizontal	Horizontal	Pass
18933.887	-30.97	25.07	-13.0	-17.97	360.00	Horizontal	Horizontal	Pass

RSE-V&H GSM 1900 CH810



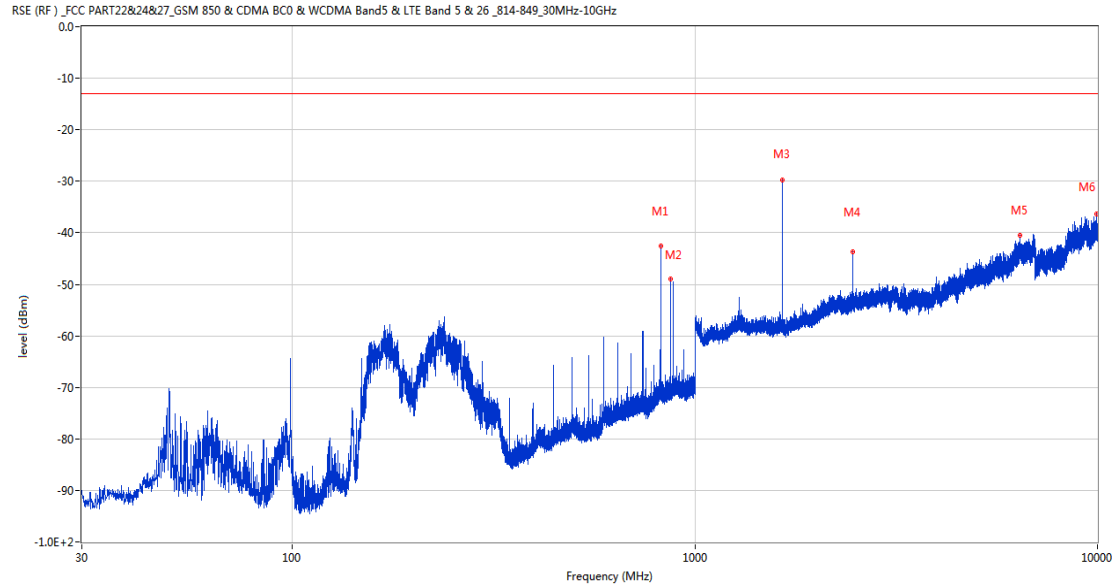
Frequency (MHz)	Result (dBm)	Factor (dB)	PK Limit (dBm)	Over Limit (dB)	Table (o)	ANT	EUT	Verdict
52.164	-52.28	-14.95	-13.0	-39.28	99.00	Vertical	Horizontal	Pass
1217.400	-53.79	-4.85	-13.0	-40.79	255.00	Vertical	Horizontal	Pass
1990.000	-48.44	-3.64	-13.0	-35.44	81.00	Vertical	Horizontal	N/A
3256.600	-47.95	5.61	-13.0	-34.95	13.00	Vertical	Horizontal	Pass
6824.400	-40.63	12.93	-13.0	-27.63	47.00	Vertical	Horizontal	Pass
16709.224	-30.92	25.64	-13.0	-17.92	58.00	Vertical	Horizontal	Pass

EGPRS

3 EGPRS 850

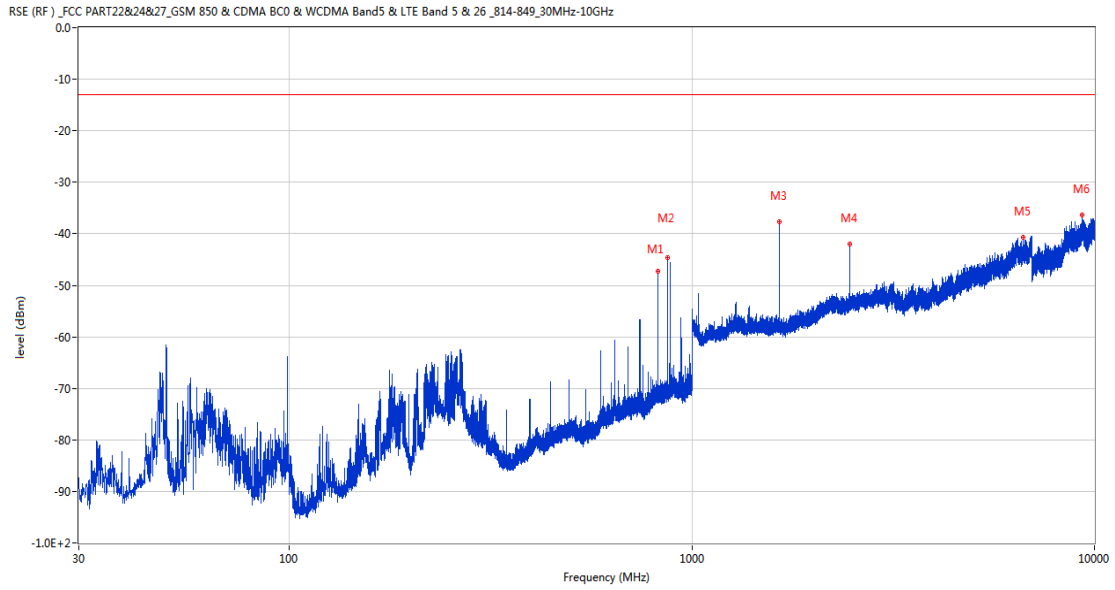
3.1 EGPRS 850 Low Channel

RSE-H&H EGPRS 850 CH128



Frequency (MHz)	Result (dBm)	Factor (dB)	PK Limit (dBm)	Over Limit (dB)	Table (o)	ANT	EUT	Verdict
824.236	-42.47	0.64	-13.0	-29.47	83.00	Horizontal	Horizontal	N/A
869.147	-49.04	0.20	-13.0	-36.04	202.00	Horizontal	Horizontal	N/A
1648.300	-29.70	-0.50	-13.0	-16.70	254.00	Horizontal	Horizontal	Pass
2472.400	-43.78	4.67	-13.0	-30.78	269.00	Horizontal	Horizontal	Pass
6428.400	-40.41	18.17	-13.0	-27.41	140.00	Horizontal	Horizontal	Pass
9941.200	-36.33	39.93	-13.0	-23.33	287.00	Horizontal	Horizontal	Pass

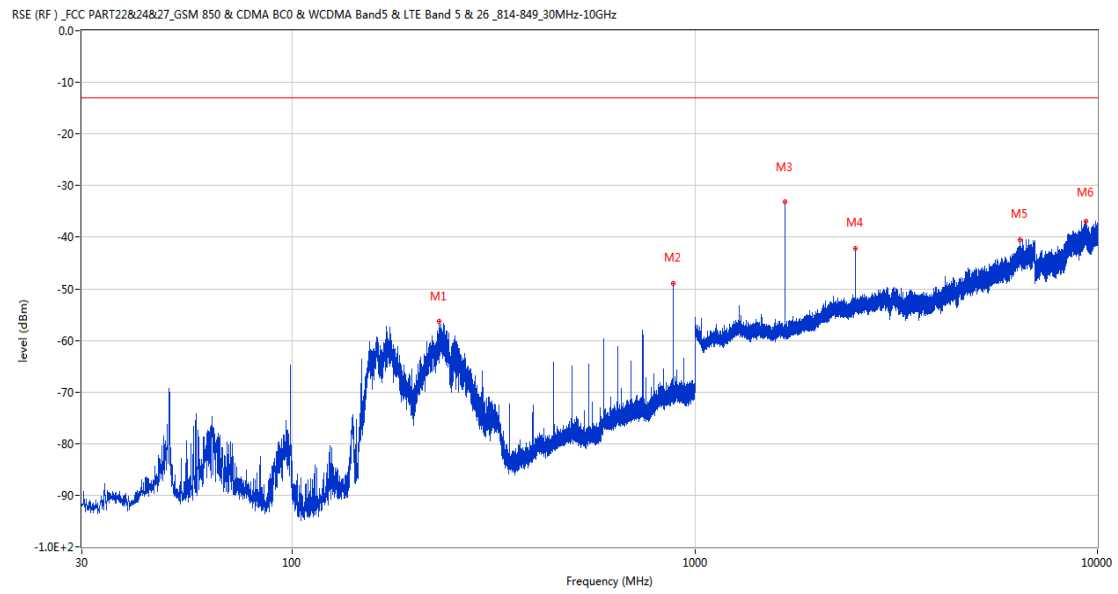
RSE-V&H EGPRS 850 CH128



Frequency (MHz)	Result (dBm)	Factor (dB)	PK Limit (dBm)	Over Limit (dB)	Table (o)	ANT	EUT	Verdict
824.236	-47.20	0.64	-13.0	-34.20	215.00	Vertical	Horizontal	N/A
869.147	-44.66	0.20	-13.0	-31.66	184.00	Vertical	Horizontal	N/A
1648.500	-37.62	-0.51	-13.0	-24.62	183.00	Vertical	Horizontal	Pass
2472.500	-42.01	4.67	-13.0	-29.01	156.00	Vertical	Horizontal	Pass
6661.600	-40.66	18.69	-13.0	-27.66	272.00	Vertical	Horizontal	Pass
9324.849	-36.40	39.69	-13.0	-23.40	65.00	Vertical	Horizontal	Pass

3.2 EGPRS 850 Middle Channel

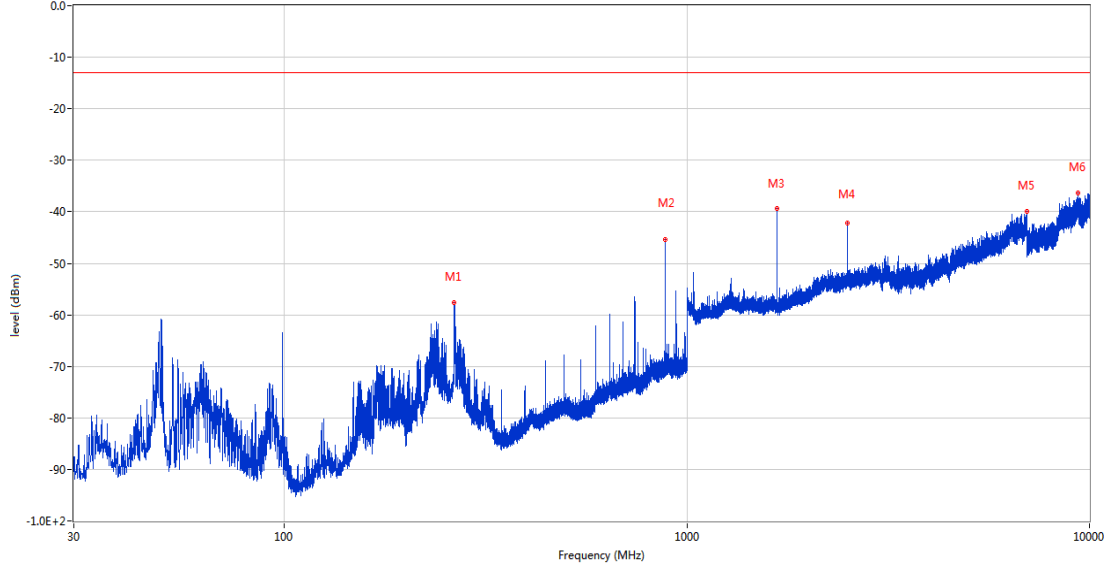
RSE-H&H EGPRS 850 CH190



Frequency (MHz)	Result (dBm)	Factor (dB)	PK Limit (dBm)	Over Limit (dB)	Table (o)	ANT	EUT	Verdict
231.857	-56.26	-14.61	-13.0	-43.26	111.00	Horizontal	Horizontal	Pass
881.514	-48.92	0.64	-13.0	-35.92	159.00	Horizontal	Horizontal	N/A
1673.200	-33.15	-0.83	-13.0	-20.15	248.00	Horizontal	Horizontal	Pass
2509.700	-42.25	6.01	-13.0	-29.25	142.00	Horizontal	Horizontal	Pass
6420.800	-40.56	18.84	-13.0	-27.56	141.00	Horizontal	Horizontal	Pass
9380.200	-36.91	39.87	-13.0	-23.91	360.00	Horizontal	Horizontal	Pass

RSE-V&H EGPRS 850 CH190

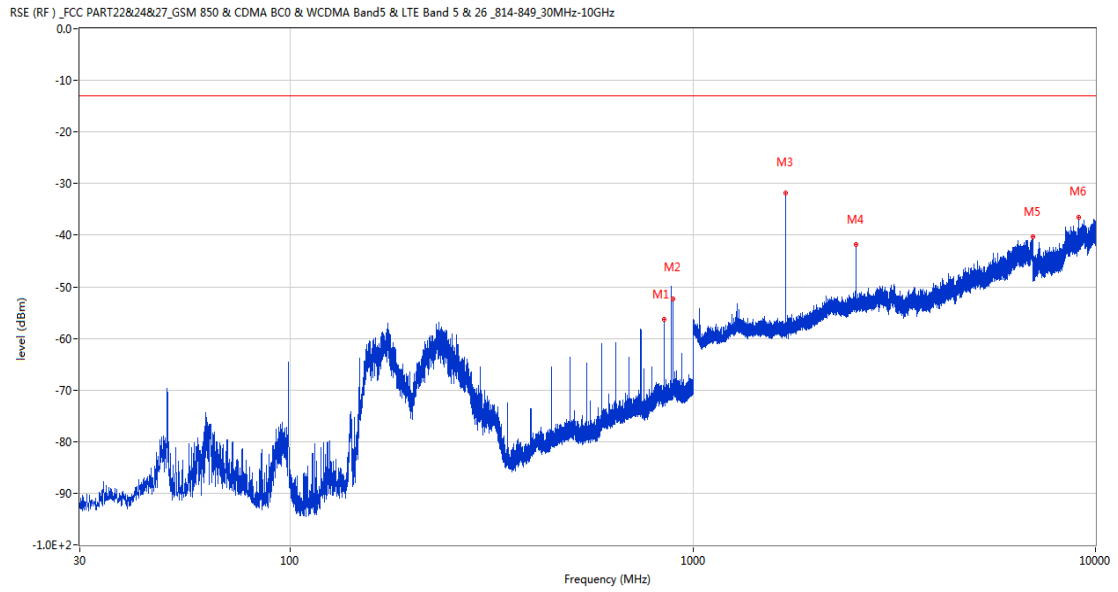
RSE (RF) _FCC PART22&24&27_GSM 850 & CDMA BC0 & WCDMA Band5 & LTE Band 5 & 26_814-849_30MHz-10GHz



Frequency (MHz)	Result (dBm)	Factor (dB)	PK Limit (dBm)	Over Limit (dB)	Table (o)	ANT	EUT	Verdict
264.401	-57.70	-15.11	-13.0	-44.70	135.00	Vertical	Horizontal	Pass
881.660	-45.31	0.65	-13.0	-32.31	212.00	Vertical	Horizontal	N/A
1673.200	-39.32	-0.83	-13.0	-26.32	176.00	Vertical	Horizontal	Pass
2509.800	-42.18	6.02	-13.0	-29.18	176.00	Vertical	Horizontal	Pass
6984.800	-40.02	19.66	-13.0	-27.02	3.00	Vertical	Horizontal	Pass
9386.200	-36.42	39.92	-13.0	-23.42	77.00	Vertical	Horizontal	Pass

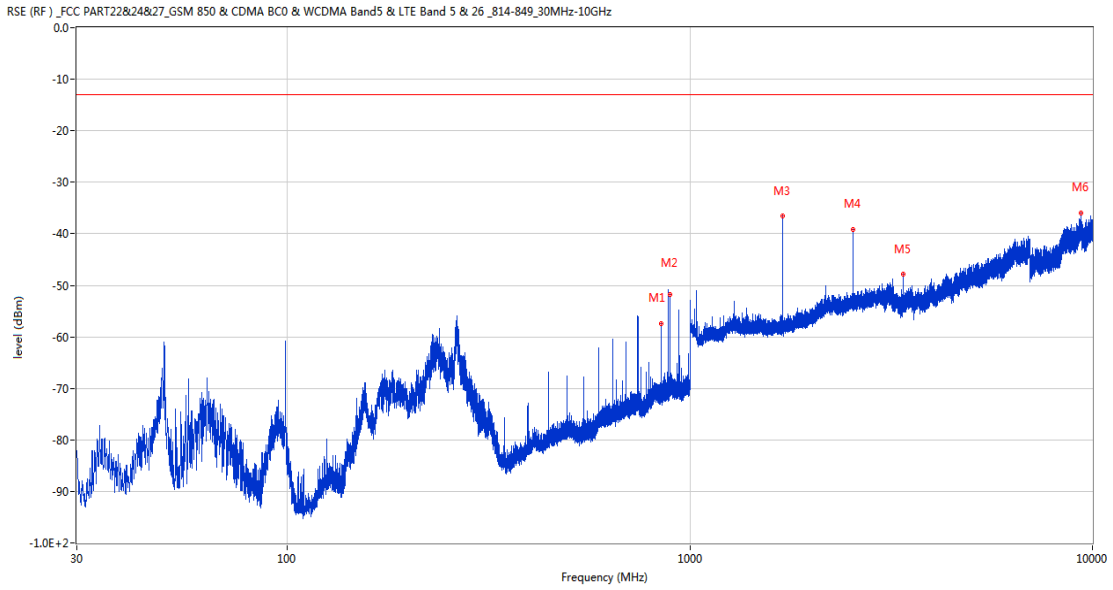
3.3 EGPRS 850 High Channel

RSE-H&H EGPRS 850 CH251



Frequency (MHz)	Result (dBm)	Factor (dB)	PK Limit (dBm)	Over Limit (dB)	Table (o)	ANT	EUT	Verdict
848.825	-56.33	0.40	-13.0	-43.33	147.00	Horizontal	Horizontal	N/A
893.833	-52.43	1.15	-13.0	-39.43	183.00	Horizontal	Horizontal	N/A
1697.500	-31.86	-0.91	-13.0	-18.86	267.00	Horizontal	Horizontal	Pass
2546.400	-41.86	4.71	-13.0	-28.86	158.00	Horizontal	Horizontal	Pass
6998.000	-40.36	19.07	-13.0	-27.36	30.00	Horizontal	Horizontal	Pass
9095.950	-36.47	38.67	-13.0	-23.47	362.00	Horizontal	Horizontal	Pass

RSE-V&H EGPRS 850 CH251

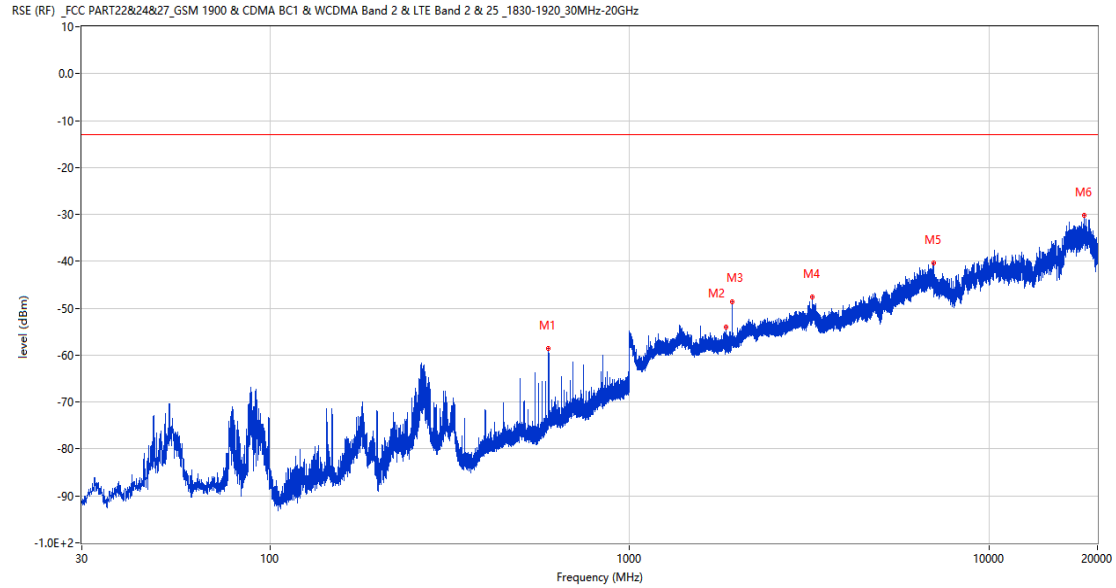


Frequency (MHz)	Result (dBm)	Factor (dB)	PK Limit (dBm)	Over Limit (dB)	Table (o)	ANT	EUT	Verdict
848.777	-57.39	0.40	-13.0	-44.39	265.00	Vertical	Horizontal	N/A
893.882	-51.87	1.15	-13.0	-38.87	173.00	Vertical	Horizontal	N/A
1697.600	-36.56	-0.90	-13.0	-23.56	217.00	Vertical	Horizontal	Pass
2546.300	-39.11	4.72	-13.0	-26.11	234.00	Vertical	Horizontal	Pass
3395.000	-47.90	6.33	-13.0	-34.90	326.00	Vertical	Horizontal	Pass
9384.401	-36.06	39.91	-13.0	-23.06	354.00	Vertical	Horizontal	Pass

4 EGPRS 1900

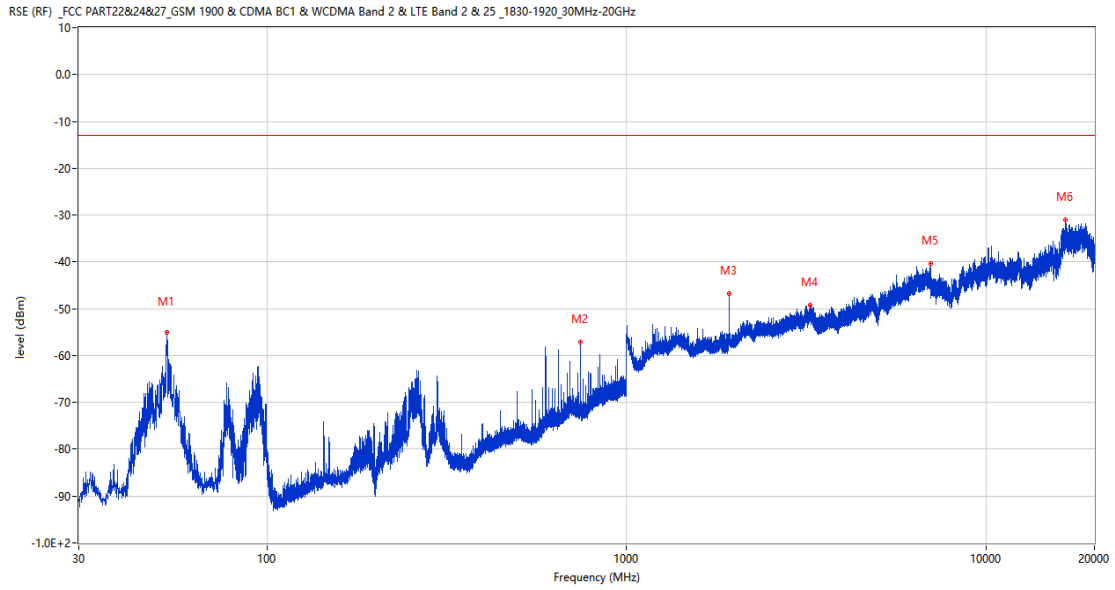
4.1 EGPRS 1900 Low Channel

RSE-H&H EGPRS 1900 CH512



Frequency (MHz)	Result (dBm)	Factor (dB)	PK Limit (dBm)	Over Limit (dB)	Table (o)	ANT	EUT	Verdict
595.946	-58.57	-4.13	-13.0	-45.57	120.00	Horizontal	Horizontal	Pass
1850.900	-54.06	-2.88	-13.0	-41.06	185.00	Horizontal	Horizontal	N/A
1930.700	-48.72	-2.84	-13.0	-35.72	175.00	Horizontal	Horizontal	N/A
3224.200	-47.54	6.18	-13.0	-34.54	340.00	Horizontal	Horizontal	Pass
6997.800	-40.38	13.96	-13.0	-27.38	0.00	Horizontal	Horizontal	Pass
18373.825	-30.16	25.38	-13.0	-17.16	55.00	Horizontal	Horizontal	Pass

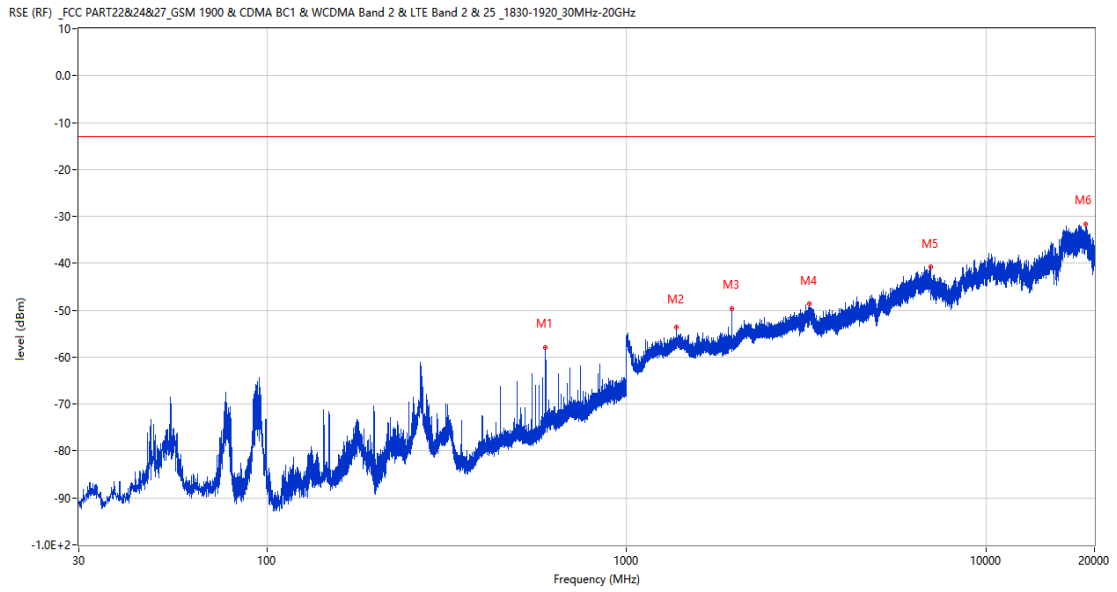
RSE-V&H EGPRS 1900 CH512



Frequency (MHz)	Result (dBm)	Factor (dB)	PK Limit (dBm)	Over Limit (dB)	Table (o)	ANT	EUT	Verdict
52.843	-55.14	-14.91	-13.0	-42.14	126.00	Vertical	Horizontal	Pass
745.036	-57.06	-1.63	-13.0	-44.06	170.00	Vertical	Horizontal	Pass
1930.200	-46.78	-2.67	-13.0	-33.78	106.00	Vertical	Horizontal	N/A
3233.400	-49.22	6.77	-13.0	-36.22	146.00	Vertical	Horizontal	Pass
6993.200	-40.32	13.92	-13.0	-27.32	360.00	Vertical	Horizontal	Pass
16619.688	-31.02	25.21	-13.0	-18.02	91.00	Vertical	Horizontal	Pass

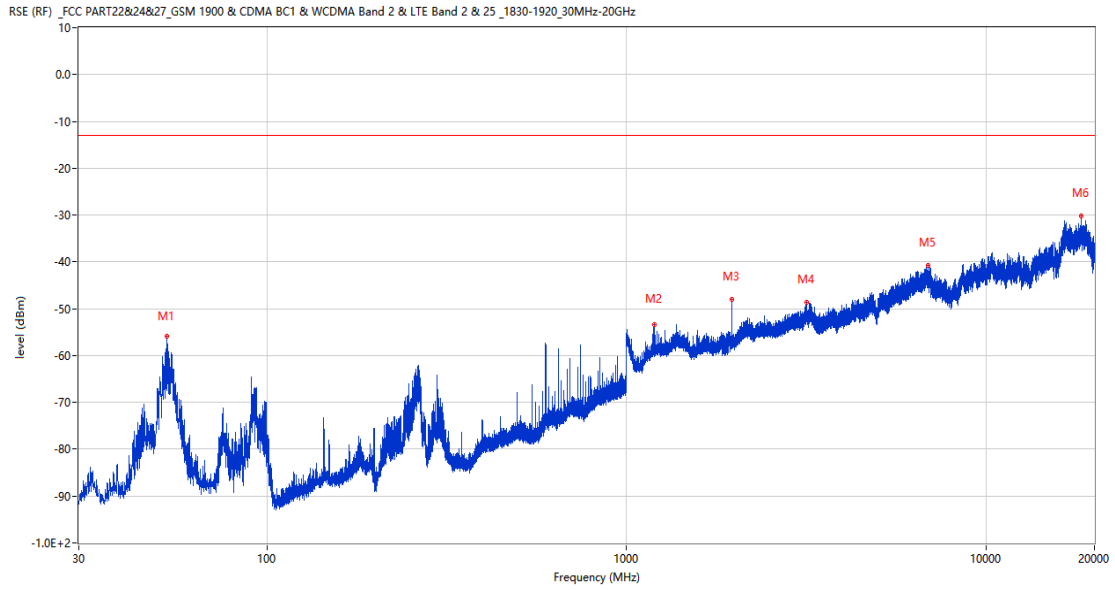
4.2 EGPRS 1900 Middle Channel

RSE-H&H EGPRS 1900 CH661



Frequency (MHz)	Result (dBm)	Factor (dB)	PK Limit (dBm)	Over Limit (dB)	Table (o)	ANT	EUT	Verdict
595.704	-57.96	-4.15	-13.0	-44.96	136.00	Horizontal	Horizontal	Pass
1378.200	-53.50	-3.52	-13.0	-40.50	256.00	Horizontal	Horizontal	Pass
1960.100	-49.58	-3.59	-13.0	-36.58	238.00	Horizontal	Horizontal	N/A
3229.400	-48.56	6.64	-13.0	-35.56	220.00	Horizontal	Horizontal	Pass
6997.000	-40.81	13.91	-13.0	-27.81	66.00	Horizontal	Horizontal	Pass
18937.149	-31.65	25.07	-13.0	-18.65	76.00	Horizontal	Horizontal	Pass

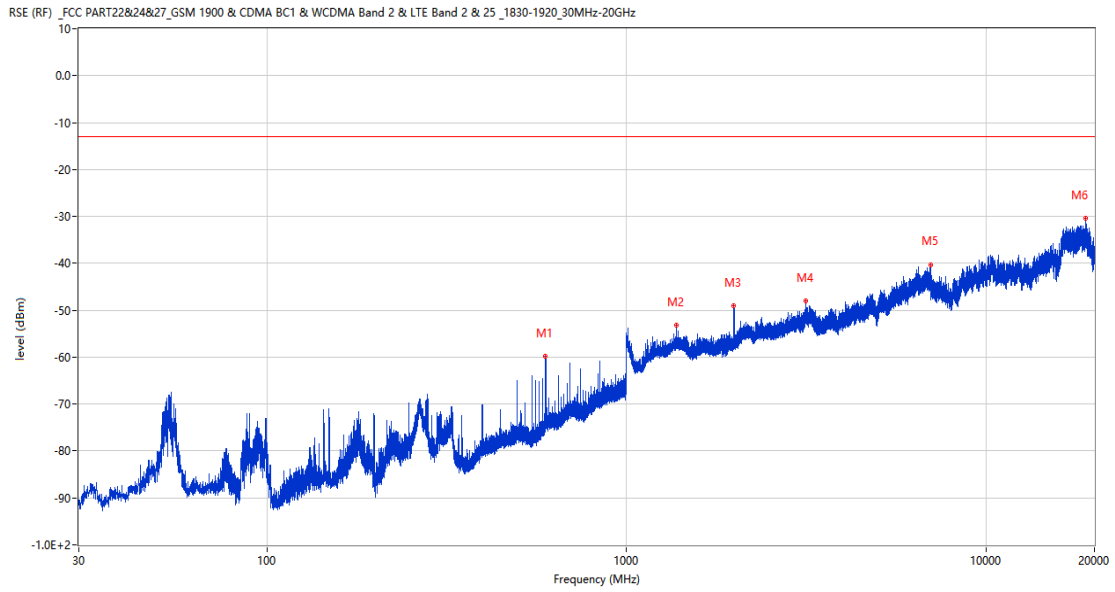
RSE-V&H EGPRS 1900 CH661



Frequency (MHz)	Result (dBm)	Factor (dB)	PK Limit (dBm)	Over Limit (dB)	Table (o)	ANT	EUT	Verdict
52.843	-55.80	-14.91	-13.0	-42.80	169.00	Vertical	Horizontal	Pass
1192.100	-53.46	-5.29	-13.0	-40.46	269.00	Vertical	Horizontal	Pass
1960.400	-48.09	-3.61	-13.0	-35.09	91.00	Vertical	Horizontal	N/A
3160.000	-48.59	6.15	-13.0	-35.59	118.00	Vertical	Horizontal	Pass
6898.000	-40.78	12.06	-13.0	-27.78	4.00	Vertical	Horizontal	Pass
18345.912	-30.27	25.40	-13.0	-17.27	293.00	Vertical	Horizontal	Pass

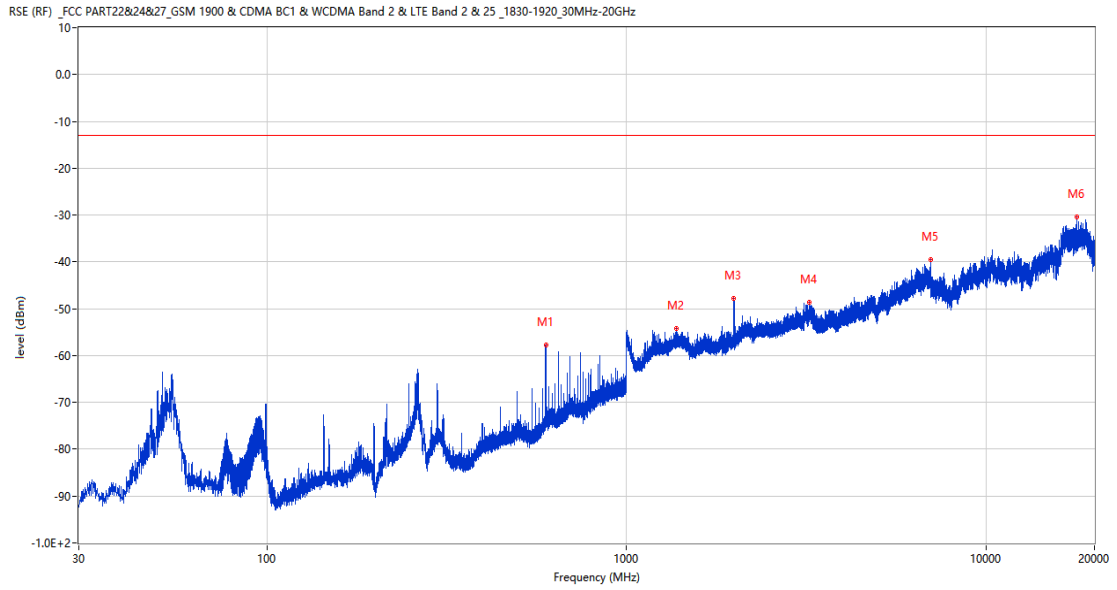
4.3 EGPRS 1900 High Channel

RSE-H&H EGPRS 1900 CH810



Frequency (MHz)	Result (dBm)	Factor (dB)	PK Limit (dBm)	Over Limit (dB)	Table (o)	ANT	EUT	Verdict
595.946	-59.91	-4.13	-13.0	-46.91	128.00	Horizontal	Horizontal	Pass
1379.100	-53.23	-3.45	-13.0	-40.23	268.00	Horizontal	Horizontal	Pass
1990.300	-48.99	-3.64	-13.0	-35.99	253.00	Horizontal	Horizontal	N/A
3149.800	-47.99	5.59	-13.0	-34.99	168.00	Horizontal	Horizontal	Pass
6996.000	-40.27	13.83	-13.0	-27.27	158.00	Horizontal	Horizontal	Pass
18930.989	-30.41	25.07	-13.0	-17.41	289.00	Horizontal	Horizontal	Pass

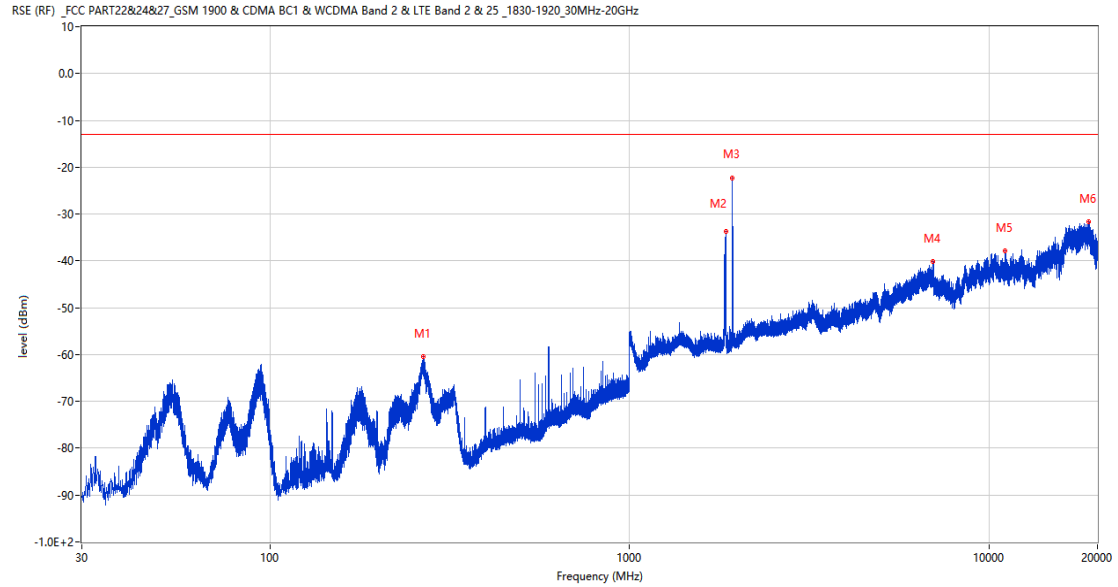
RSE-V&H EGPRS 1900 CH810



Frequency (MHz)	Result (dBm)	Factor (dB)	PK Limit (dBm)	Over Limit (dB)	Table (o)	ANT	EUT	Verdict
596.092	-57.73	-4.11	-13.0	-44.73	192.00	Vertical	Horizontal	Pass
1377.700	-54.32	-3.55	-13.0	-41.32	100.00	Vertical	Horizontal	Pass
1990.200	-47.79	-3.64	-13.0	-34.79	100.00	Vertical	Horizontal	N/A
3229.400	-48.72	6.64	-13.0	-35.72	331.00	Vertical	Horizontal	Pass
7000.000	-39.55	13.90	-13.0	-26.55	6.00	Vertical	Horizontal	Pass
17820.287	-30.49	25.68	-13.0	-17.49	145.00	Vertical	Horizontal	Pass

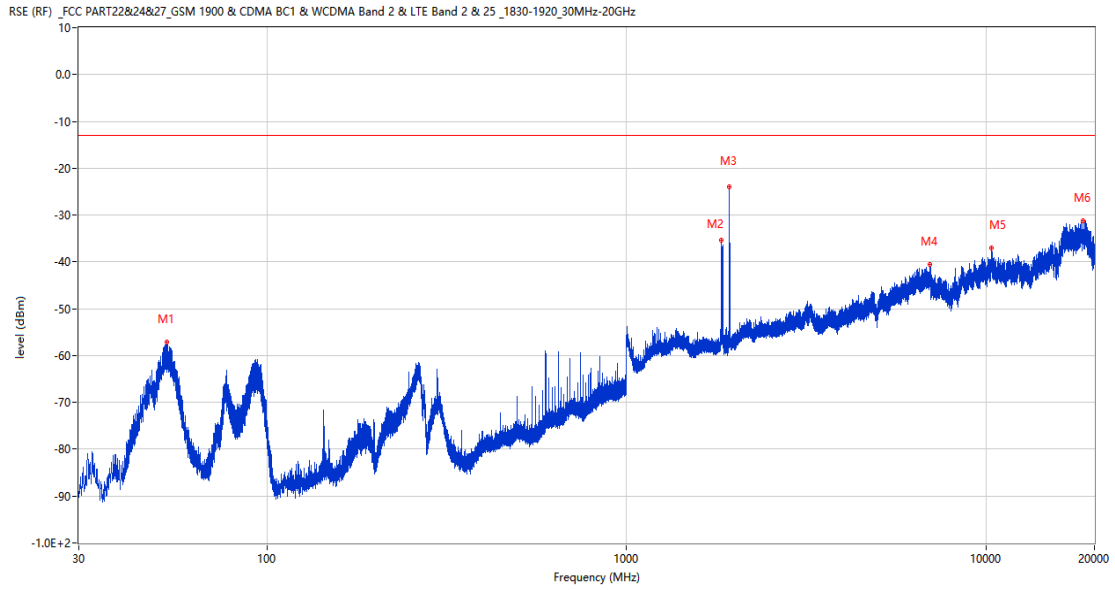
WCDMA
 5 WCDMA Band 2
 5.1 WCDMA Band 2 Low Channel

RSE-H&H WCDMA Band 2 CH9262



Frequency (MHz)	Result (dBm)	Factor (dB)	PK Limit (dBm)	Over Limit (dB)	Table (o)	ANT	EUT	Verdict
266.777	-60.40	-13.86	-13.0	-47.40	322.00	Horizontal	Horizontal	Pass
1854.000	-33.71	-2.85	-13.0	-20.71	335.00	Horizontal	Horizontal	N/A
1933.300	-22.23	-3.30	-13.0	-9.23	72.00	Horizontal	Horizontal	N/A
6992.600	-40.17	13.92	-13.0	-27.17	18.00	Horizontal	Horizontal	Pass
11074.737	-37.84	17.92	-13.0	-24.84	171.00	Horizontal	Horizontal	Pass
18917.937	-31.70	25.08	-13.0	-18.70	101.00	Horizontal	Horizontal	Pass

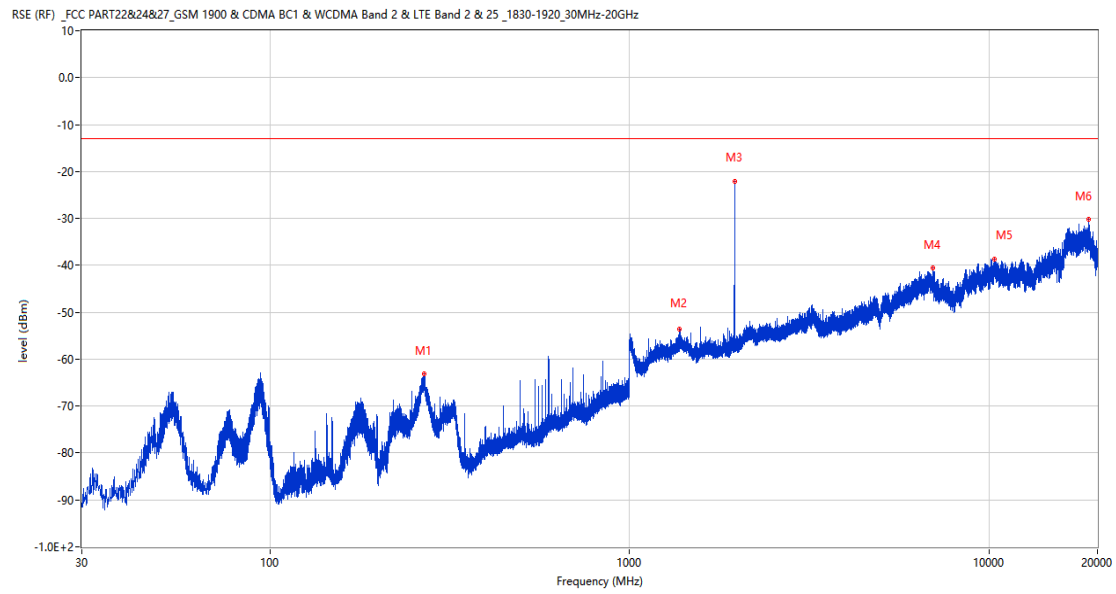
RSE-V&H WCDMA Band 2 CH9262



Frequency (MHz)	Result (dBm)	Factor (dB)	PK Limit (dBm)	Over Limit (dB)	Table (o)	ANT	EUT	Verdict
52.601	-57.20	-14.92	-13.0	-44.20	75.00	Vertical	Horizontal	Pass
1830.700	-35.33	-4.14	-13.0	-22.33	328.00	Vertical	Horizontal	N/A
1933.000	-23.95	-3.29	-13.0	-10.95	131.00	Vertical	Horizontal	N/A
6965.600	-40.51	13.11	-13.0	-27.51	138.00	Vertical	Horizontal	Pass
10364.613	-37.06	19.04	-13.0	-24.06	328.00	Vertical	Horizontal	Pass
18605.824	-31.26	25.25	-13.0	-18.26	144.00	Vertical	Horizontal	Pass

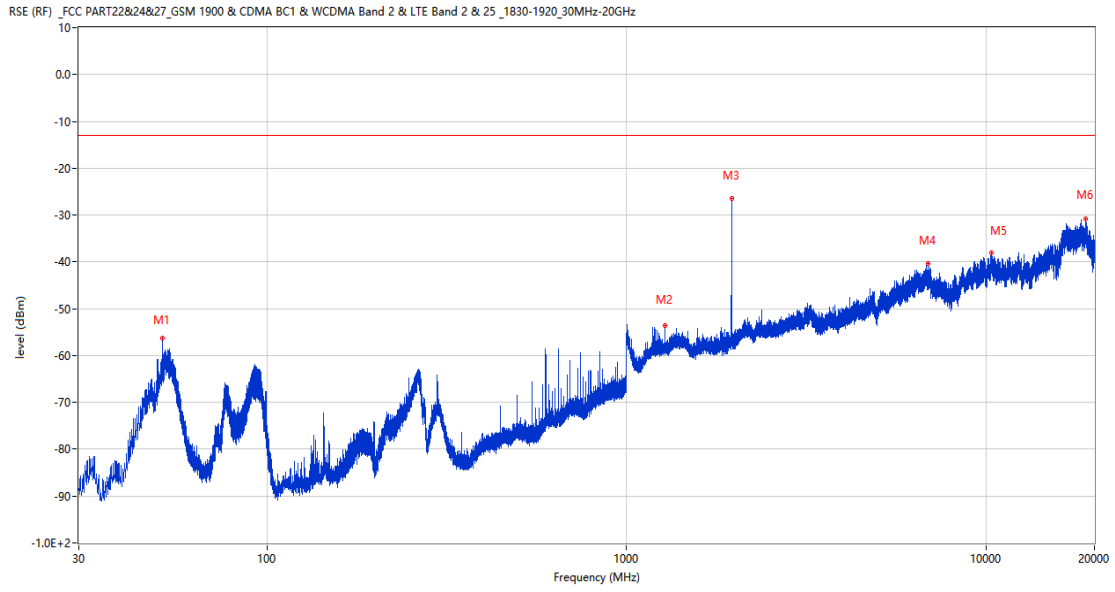
5.2 WCDMA Band 2 Middle Channel

RSE-H&H WCDMA Band 2 CH9400



Frequency (MHz)	Result (dBm)	Factor (dB)	PK Limit (dBm)	Over Limit (dB)	Table (o)	ANT	EUT	Verdict
268.135	-63.10	-13.62	-13.0	-50.10	160.00	Horizontal	Horizontal	Pass
1378.800	-53.56	-3.47	-13.0	-40.56	263.00	Horizontal	Horizontal	Pass
1959.700	-22.18	-3.58	-13.0	-9.18	90.00	Horizontal	Horizontal	N/A
6992.200	-40.46	13.92	-13.0	-27.46	116.00	Horizontal	Horizontal	Pass
10332.987	-38.69	19.38	-13.0	-25.69	51.00	Horizontal	Horizontal	Pass
18942.949	-30.28	25.07	-13.0	-17.28	19.00	Horizontal	Horizontal	Pass

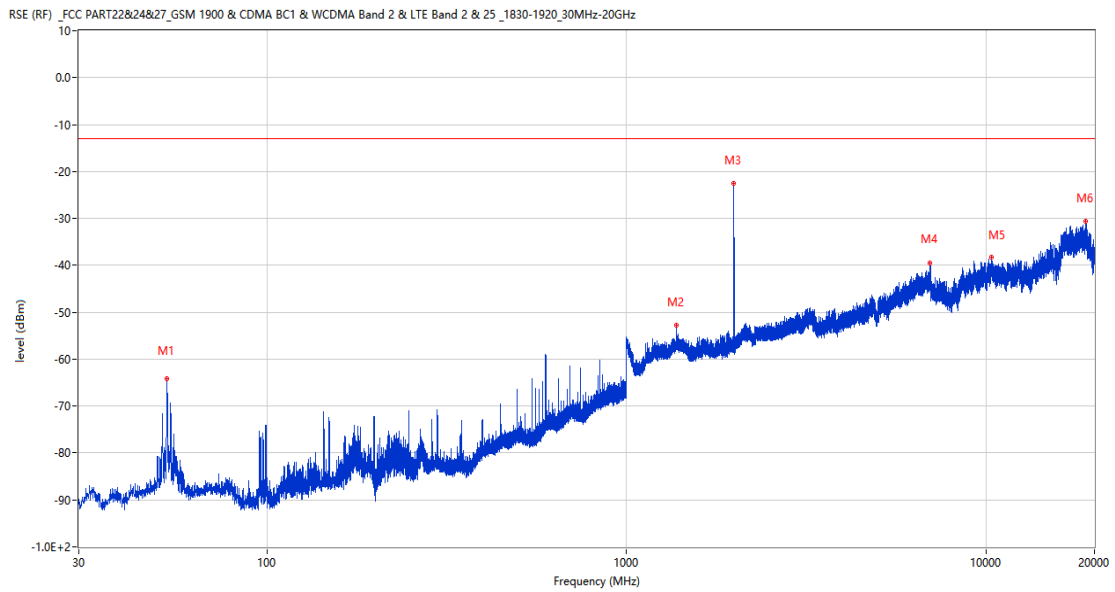
RSE-V&H WCDMA Band 2 CH9400



Frequency (MHz)	Result (dBm)	Factor (dB)	PK Limit (dBm)	Over Limit (dB)	Table (o)	ANT	EUT	Verdict
51.194	-56.38	-15.03	-13.0	-43.38	85.00	Vertical	Horizontal	Pass
1278.700	-53.69	-4.90	-13.0	-40.69	101.00	Vertical	Horizontal	Pass
1959.800	-26.52	-3.58	-13.0	-13.52	117.00	Vertical	Horizontal	N/A
6904.000	-40.39	12.22	-13.0	-27.39	41.00	Vertical	Horizontal	Pass
10360.013	-37.97	19.05	-13.0	-24.97	309.00	Vertical	Horizontal	Pass
18920.475	-30.85	25.08	-13.0	-17.85	360.00	Vertical	Horizontal	Pass

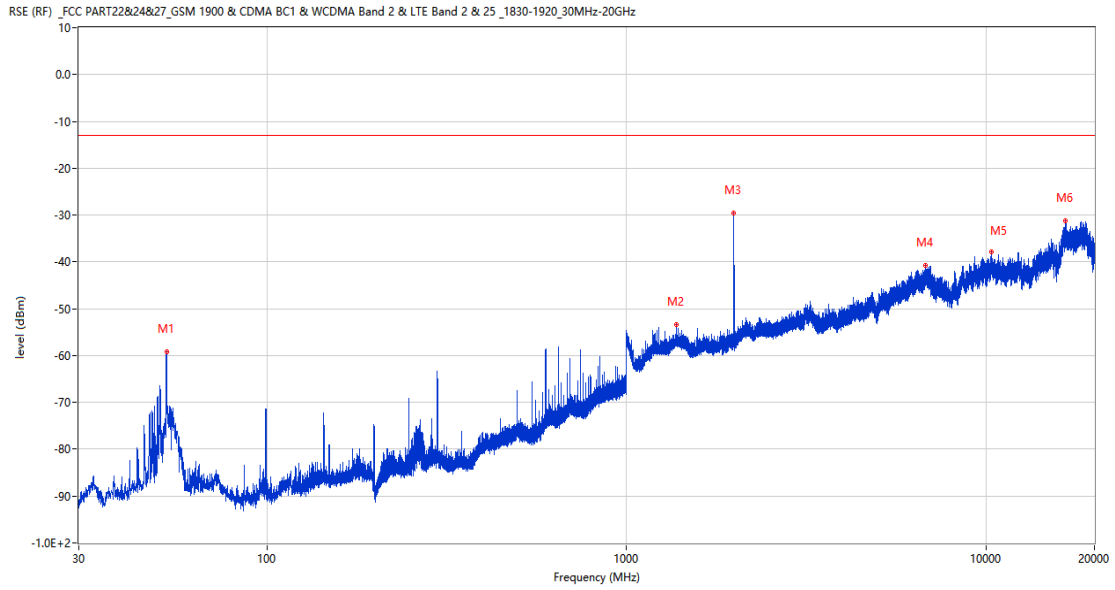
5.3 WCDMA Band 2 High Channel

RSE-H&H WCDMA Band 2 CH9538



Frequency (MHz)	Result (dBm)	Factor (dB)	PK Limit (dBm)	Over Limit (dB)	Table (o)	ANT	EUT	Verdict
52.795	-64.11	-14.91	-13.0	-51.11	335.00	Horizontal	Horizontal	Pass
1377.800	-52.81	-3.55	-13.0	-39.81	252.00	Horizontal	Horizontal	Pass
1987.400	-22.60	-3.62	-13.0	-9.60	75.00	Horizontal	Horizontal	N/A
6990.800	-39.54	13.88	-13.0	-26.54	275.00	Horizontal	Horizontal	Pass
10367.776	-38.37	19.04	-13.0	-25.37	360.00	Horizontal	Horizontal	Pass
18911.775	-30.63	25.09	-13.0	-17.63	12.00	Horizontal	Horizontal	Pass

RSE-V&H WCDMA Band 2 CH9538

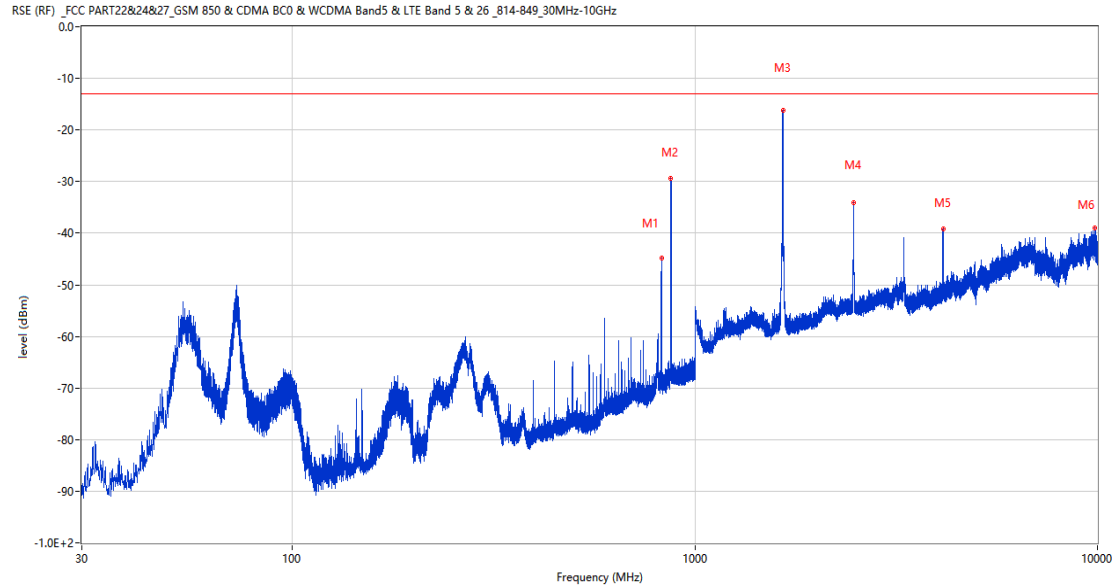


Frequency (MHz)	Result (dBm)	Factor (dB)	PK Limit (dBm)	Over Limit (dB)	Table (o)	ANT	EUT	Verdict
52.601	-59.20	-14.92	-13.0	-46.20	310.00	Vertical	Horizontal	Pass
1378.400	-53.46	-3.50	-13.0	-40.46	259.00	Vertical	Horizontal	Pass
1987.400	-29.61	-3.62	-13.0	-16.61	127.00	Vertical	Horizontal	N/A
6761.200	-40.79	12.27	-13.0	-27.79	326.00	Vertical	Horizontal	Pass
10339.888	-37.85	19.27	-13.0	-24.85	114.00	Vertical	Horizontal	Pass
16625.125	-31.26	25.42	-13.0	-18.26	227.00	Vertical	Horizontal	Pass

6 WCDMA Band 5

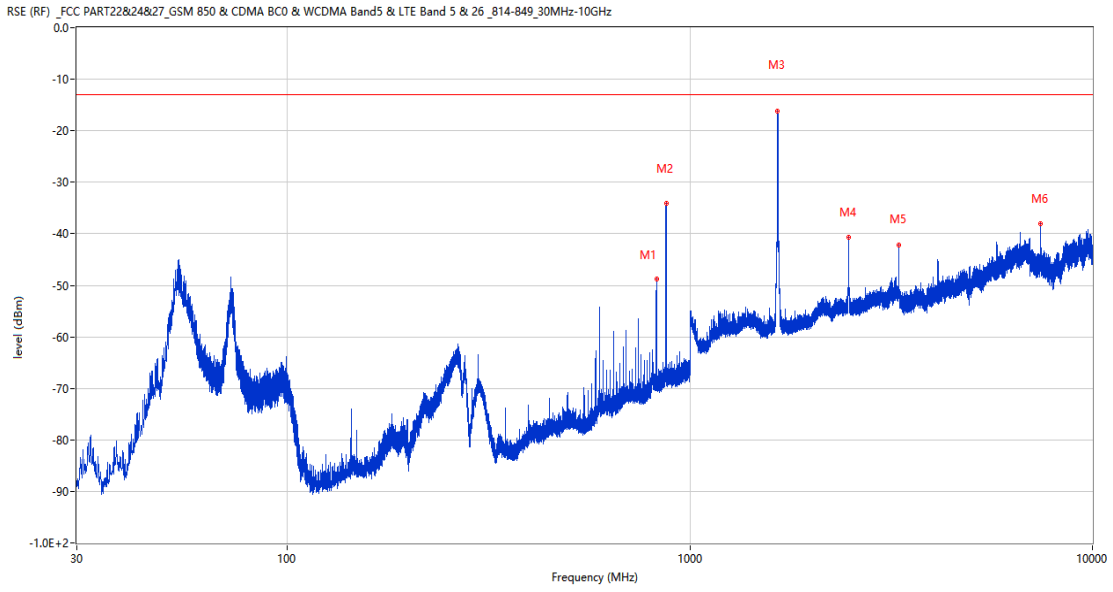
6.1 WCDMA Band 5 Low Channel

RSE-H&H WCDMA Band 5 CH4132



Frequency (MHz)	Result (dBm)	Factor (dB)	PK Limit (dBm)	Over Limit (dB)	Table (o)	ANT	EUT	Verdict
828.164	-44.77	2.07	-13.0	-31.77	210.00	Horizontal	Horizontal	N/A
871.475	-29.45	2.38	-13.0	-16.45	149.00	Horizontal	Horizontal	N/A
1650.400	-16.10	-4.30	-13.0	-3.10	307.00	Horizontal	Horizontal	Pass
2476.000	-34.09	-0.16	-13.0	-21.09	107.00	Horizontal	Horizontal	Pass
4136.800	-39.19	5.03	-13.0	-26.19	170.00	Horizontal	Horizontal	Pass
9829.450	-38.91	18.52	-13.0	-25.91	112.00	Horizontal	Horizontal	Pass

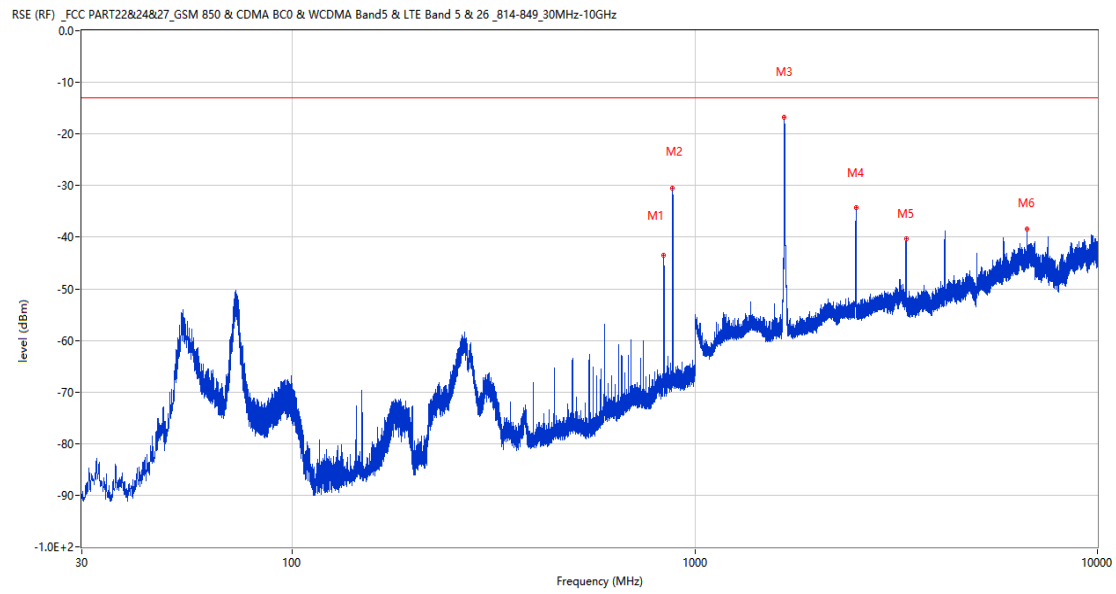
RSE-V&H WCDMA Band 5 CH4132



Frequency (MHz)	Result (dBm)	Factor (dB)	PK Limit (dBm)	Over Limit (dB)	Table (o)	ANT	EUT	Verdict
827.777	-48.69	2.06	-13.0	-35.69	235.00	Vertical	Horizontal	N/A
873.027	-34.12	2.48	-13.0	-21.12	167.00	Vertical	Horizontal	N/A
1651.200	-16.04	-4.35	-13.0	-3.04	85.00	Vertical	Horizontal	Pass
2481.800	-40.68	-0.13	-13.0	-27.68	156.00	Vertical	Horizontal	Pass
3309.200	-42.21	4.14	-13.0	-29.21	75.00	Vertical	Horizontal	Pass
7432.450	-37.98	11.76	-13.0	-24.98	171.00	Vertical	Horizontal	Pass

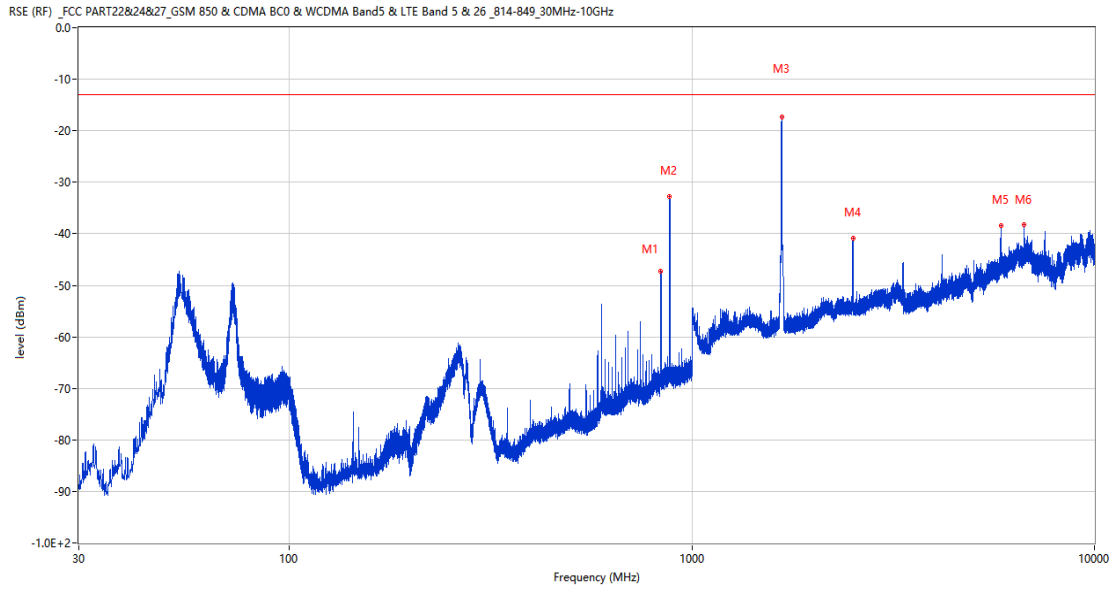
6.2 WCDMA Band 5 Middle Channel

RSE-H&H WCDMA Band 5 CH4182



Frequency (MHz)	Result (dBm)	Factor (dB)	PK Limit (dBm)	Over Limit (dB)	Table (o)	ANT	EUT	Verdict
836.700	-43.56	2.18	-13.0	-30.56	212.00	Horizontal	Horizontal	N/A
880.254	-30.45	2.61	-13.0	-17.45	144.00	Horizontal	Horizontal	N/A
1675.500	-16.15	-4.52	-13.0	-3.15	264.00	Horizontal	Horizontal	Pass
2512.200	-34.20	-0.09	-13.0	-21.20	96.00	Horizontal	Horizontal	Pass
3351.000	-40.36	3.49	-13.0	-27.36	275.00	Horizontal	Horizontal	Pass
6700.000	-38.47	11.39	-13.0	-25.47	169.00	Horizontal	Horizontal	Pass

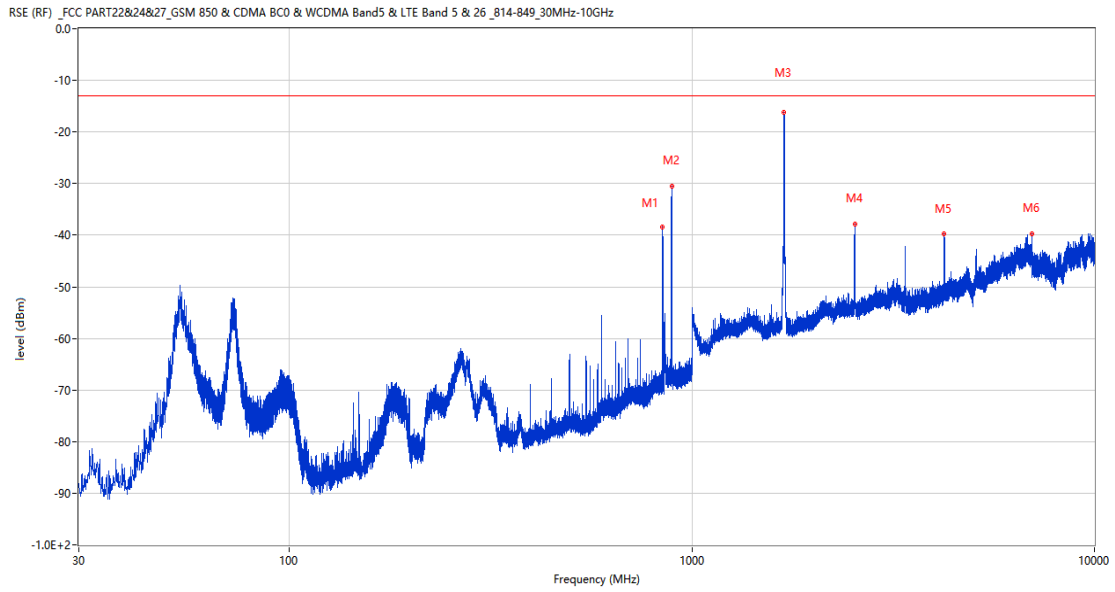
RSE-V&H WCDMA Band 5 CH4182



Frequency (MHz)	Result (dBm)	Factor (dB)	PK Limit (dBm)	Over Limit (dB)	Table (o)	ANT	EUT	Verdict
837.282	-47.21	2.19	-13.0	-34.21	194.00	Vertical	Horizontal	N/A
879.817	-32.68	2.59	-13.0	-19.68	87.00	Vertical	Horizontal	N/A
1674.500	-16.86	-4.43	-13.0	-3.86	243.00	Vertical	Horizontal	Pass
2512.900	-40.85	-0.10	-13.0	-27.85	318.00	Vertical	Horizontal	Pass
5860.600	-38.39	9.56	-13.0	-25.39	146.00	Vertical	Horizontal	Pass
6699.800	-38.32	11.39	-13.0	-25.32	158.00	Vertical	Horizontal	Pass

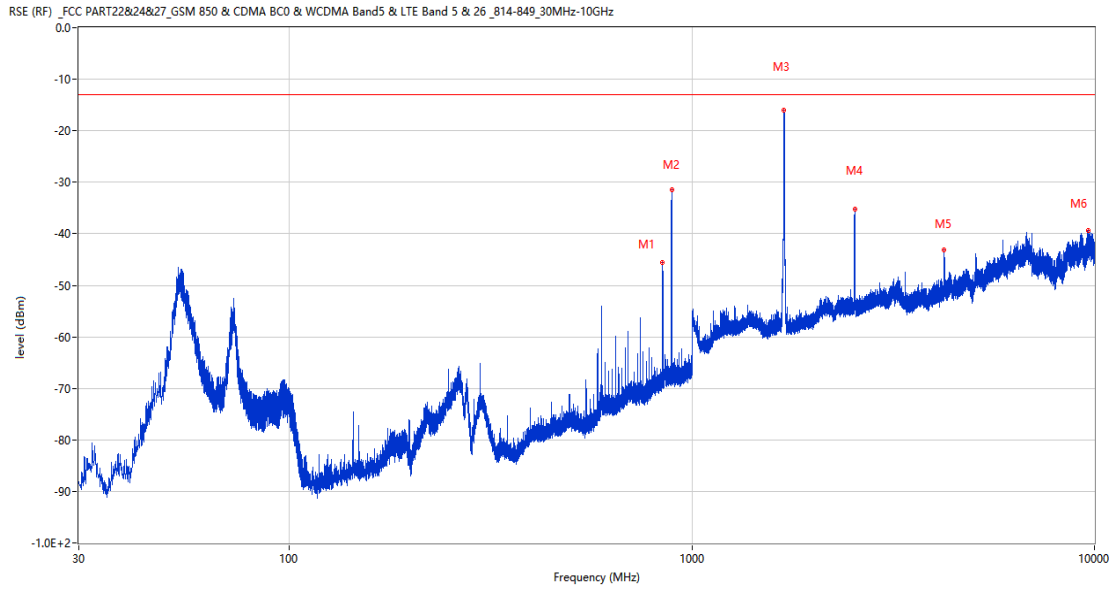
6.3 WCDMA Band 5 High Channel

RSE-H&H WCDMA Band 5 CH4233



Frequency (MHz)	Result (dBm)	Factor (dB)	PK Limit (dBm)	Over Limit (dB)	Table (o)	ANT	EUT	Verdict
846.110	-38.41	2.27	-13.0	-25.41	216.00	Horizontal	Horizontal	N/A
893.154	-30.51	2.51	-13.0	-17.51	114.00	Horizontal	Horizontal	N/A
1695.100	-16.20	-4.77	-13.0	-3.20	315.00	Horizontal	Horizontal	Pass
2543.700	-37.85	-0.44	-13.0	-24.85	98.00	Horizontal	Horizontal	Pass
4227.200	-39.82	5.64	-13.0	-26.82	165.00	Horizontal	Horizontal	Pass
6989.800	-39.82	13.80	-13.0	-26.82	243.00	Horizontal	Horizontal	Pass

RSE-V&H WCDMA Band 5 CH4233



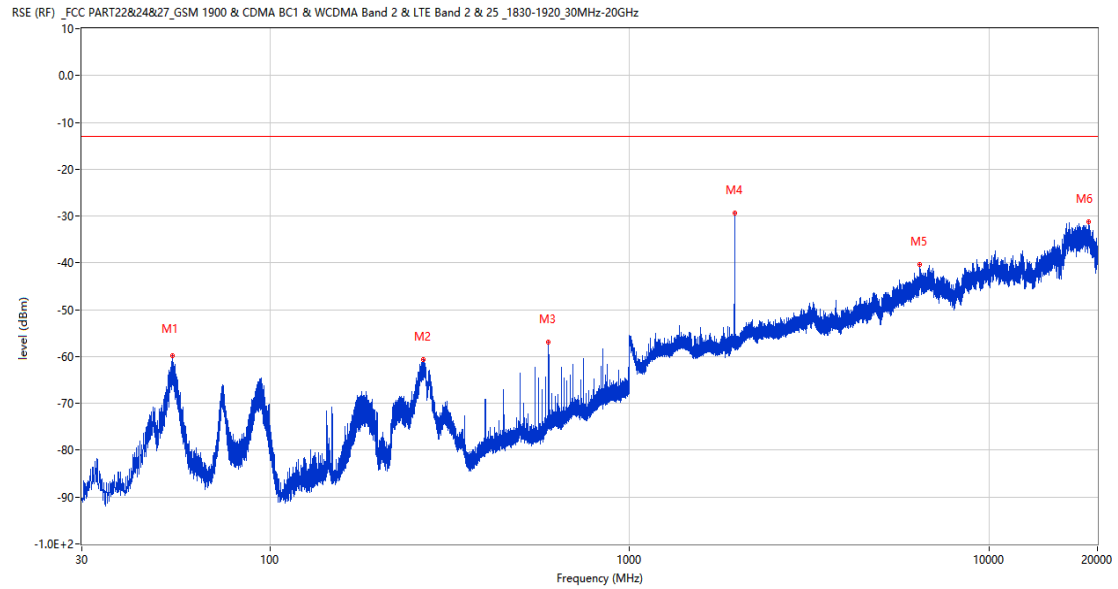
Frequency (MHz)	Result (dBm)	Factor (dB)	PK Limit (dBm)	Over Limit (dB)	Table (o)	ANT	EUT	Verdict
846.255	-45.64	2.27	-13.0	-32.64	226.00	Vertical	Horizontal	N/A
893.106	-31.47	2.51	-13.0	-18.47	102.00	Vertical	Horizontal	N/A
1691.800	-16.00	-4.90	-13.0	-3.00	241.00	Vertical	Horizontal	N/A
2537.200	-35.30	-0.59	-13.0	-22.30	78.00	Vertical	Horizontal	Pass
4229.200	-43.15	5.62	-13.0	-30.15	357.00	Vertical	Horizontal	Pass
9656.050	-39.33	18.36	-13.0	-26.33	124.00	Vertical	Horizontal	Pass

LTE

7 LTE Band 2

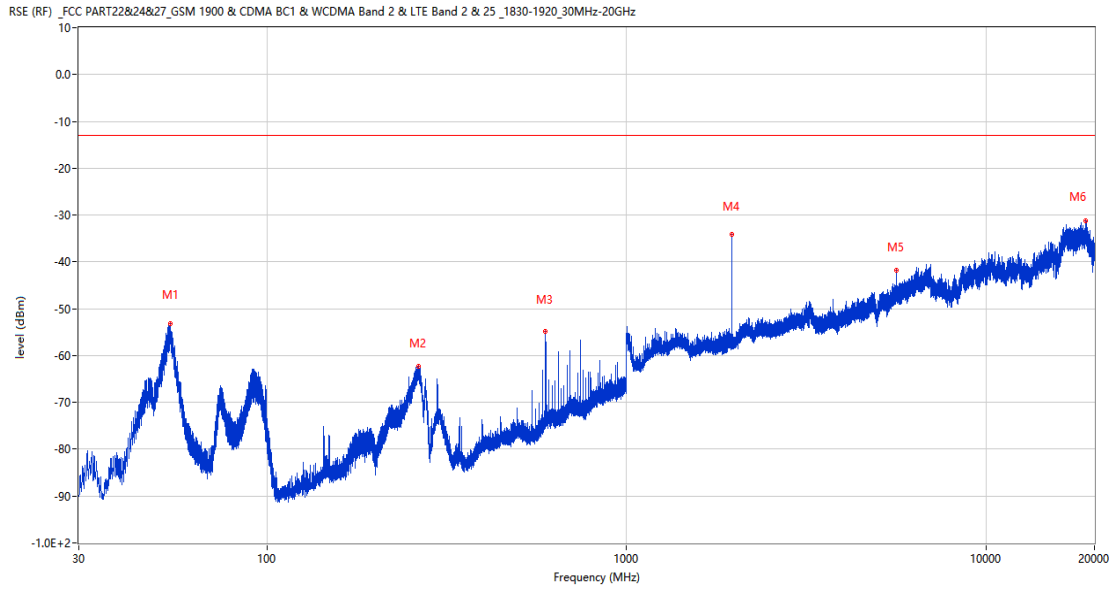
7.1 LTE Band 2 BW1.4, Middle Channel

RSE-H&H LTE Band 2 BW1.4 CH18900



Frequency (MHz)	Result (dBm)	Factor (dB)	PK Limit (dBm)	Over Limit (dB)	Table (o)	ANT	EUT	Verdict
53.474	-59.88	-14.87	-13.0	-46.88	310.00	Horizontal	Horizontal	Pass
266.438	-60.57	-13.92	-13.0	-47.57	322.00	Horizontal	Horizontal	Pass
595.849	-56.92	-4.14	-13.0	-43.92	264.00	Horizontal	Horizontal	Pass
1960.200	-29.39	-3.60	-13.0	-16.39	58.00	Horizontal	Horizontal	N/A
6421.000	-40.39	11.67	-13.0	-27.39	213.00	Horizontal	Horizontal	Pass
18928.812	-31.32	25.08	-13.0	-18.32	193.00	Horizontal	Horizontal	Pass

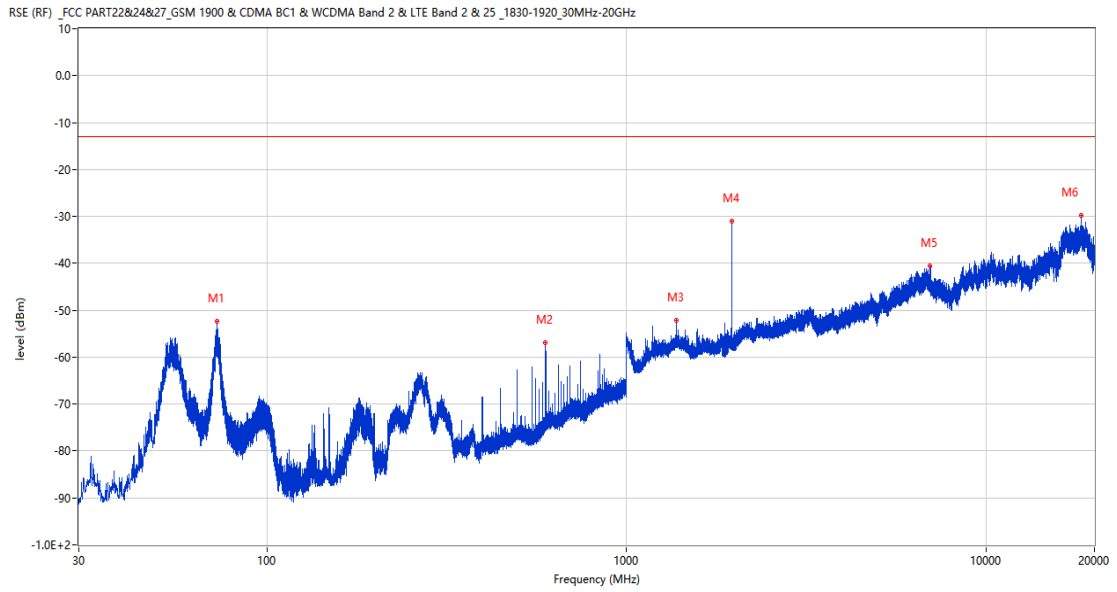
RSE-V&H LTE Band 2 BW1.4 CH18900



Frequency (MHz)	Result (dBm)	Factor (dB)	PK Limit (dBm)	Over Limit (dB)	Table (o)	ANT	EUT	Verdict
53.862	-53.13	-14.82	-13.0	-40.13	172.00	Vertical	Horizontal	Pass
263.819	-62.26	-14.05	-13.0	-49.26	335.00	Vertical	Horizontal	Pass
595.898	-54.88	-4.13	-13.0	-41.88	186.00	Vertical	Horizontal	Pass
1960.200	-34.07	-3.60	-13.0	-21.07	133.00	Vertical	Horizontal	N/A
5638.800	-41.85	9.28	-13.0	-28.85	153.00	Vertical	Horizontal	Pass
18932.437	-31.28	25.07	-13.0	-18.28	0.00	Vertical	Horizontal	Pass

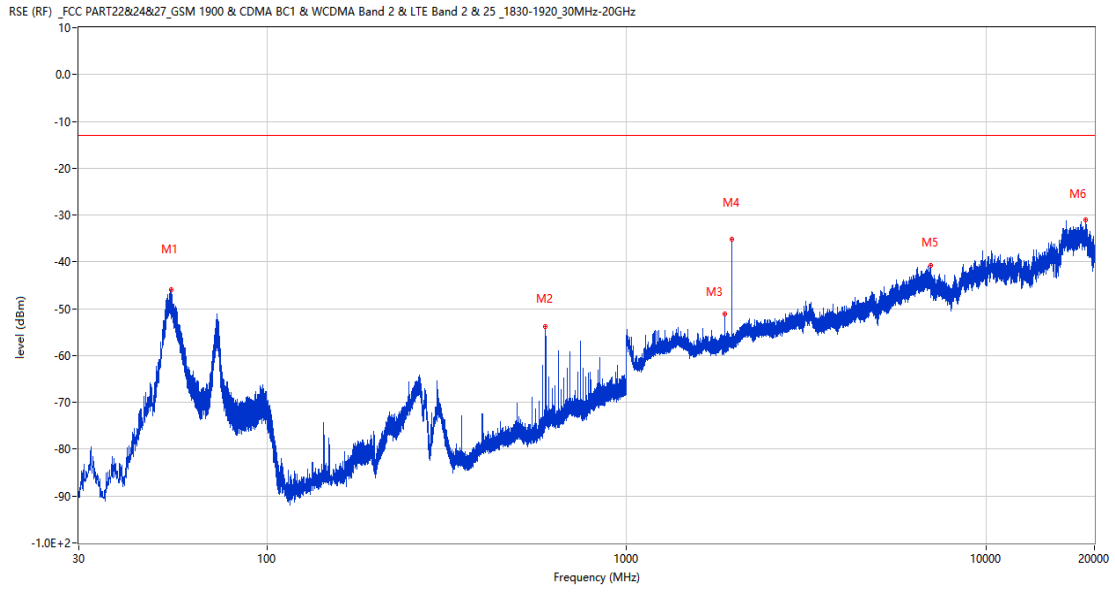
7.2 LTE Band 2 BW3, Middle Channel

RSE-H&H LTE Band 2 BW3 CH18900



Frequency (MHz)	Result (dBm)	Factor (dB)	PK Limit (dBm)	Over Limit (dB)	Table (o)	ANT	EUT	Verdict
72.729	-52.42	-17.42	-13.0	-39.42	172.00	Horizontal	Horizontal	Pass
595.753	-56.99	-4.15	-13.0	-43.99	261.00	Horizontal	Horizontal	Pass
1378.600	-52.17	-3.49	-13.0	-39.17	254.00	Horizontal	Horizontal	Pass
1960.900	-31.00	-3.62	-13.0	-18.00	135.00	Horizontal	Horizontal	N/A
6989.200	-40.56	13.75	-13.0	-27.56	218.00	Horizontal	Horizontal	Pass
18378.537	-29.76	25.38	-13.0	-16.76	316.00	Horizontal	Horizontal	Pass

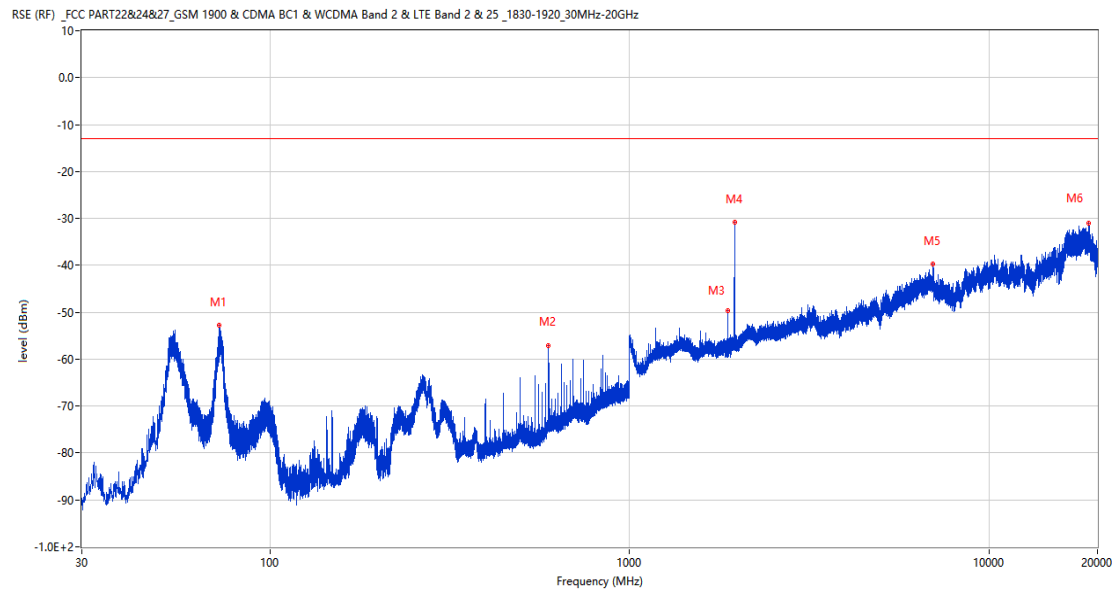
RSE-V&H LTE Band 2 BW3 CH18900



Frequency (MHz)	Result (dBm)	Factor (dB)	PK Limit (dBm)	Over Limit (dB)	Table (o)	ANT	EUT	Verdict
54.056	-45.99	-14.80	-13.0	-32.99	223.00	Vertical	Horizontal	Pass
595.849	-53.82	-4.14	-13.0	-40.82	193.00	Vertical	Horizontal	Pass
1879.100	-51.14	-2.60	-13.0	-38.14	96.00	Vertical	Horizontal	N/A
1960.100	-35.12	-3.59	-13.0	-22.12	101.00	Vertical	Horizontal	N/A
6999.200	-40.73	13.93	-13.0	-27.73	181.00	Vertical	Horizontal	Pass
18948.749	-31.09	25.06	-13.0	-18.09	53.00	Vertical	Horizontal	Pass

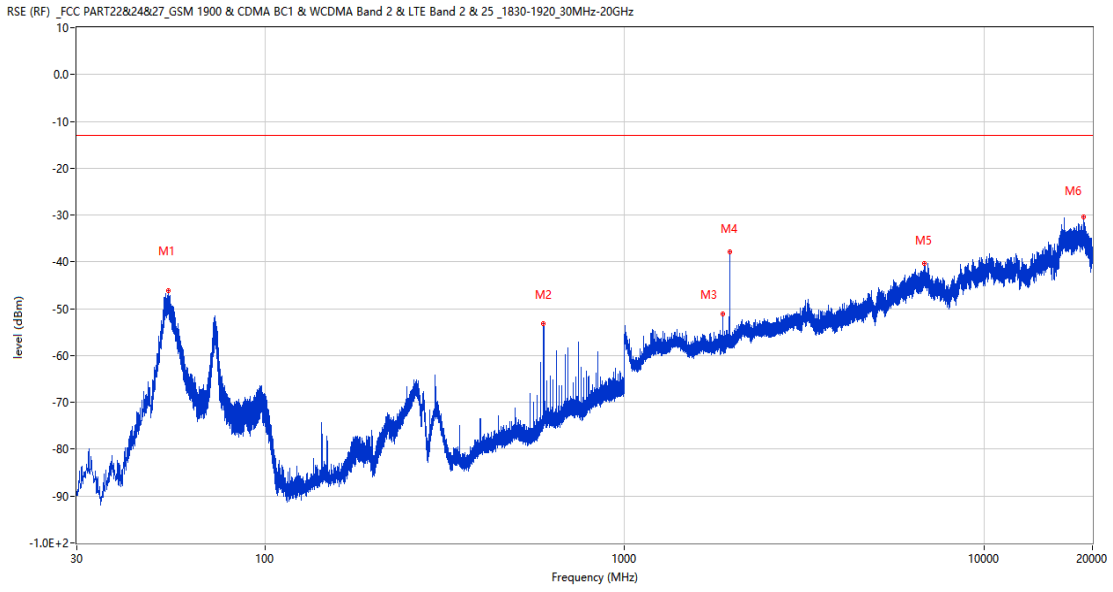
7.3 LTE Band 2 BW5, Middle Channel

RSE-H&H LTE Band 2 BW5 CH18900



Frequency (MHz)	Result (dBm)	Factor (dB)	PK Limit (dBm)	Over Limit (dB)	Table (o)	ANT	EUT	Verdict
72.292	-52.68	-17.31	-13.0	-39.68	153.00	Horizontal	Horizontal	Pass
595.801	-57.11	-4.14	-13.0	-44.11	259.00	Horizontal	Horizontal	Pass
1878.000	-49.75	-2.62	-13.0	-36.75	145.00	Horizontal	Horizontal	N/A
1960.300	-30.84	-3.60	-13.0	-17.84	140.00	Horizontal	Horizontal	N/A
6983.400	-39.81	13.57	-13.0	-26.81	151.00	Horizontal	Horizontal	Pass
18937.149	-30.98	25.07	-13.0	-17.98	288.00	Horizontal	Horizontal	Pass

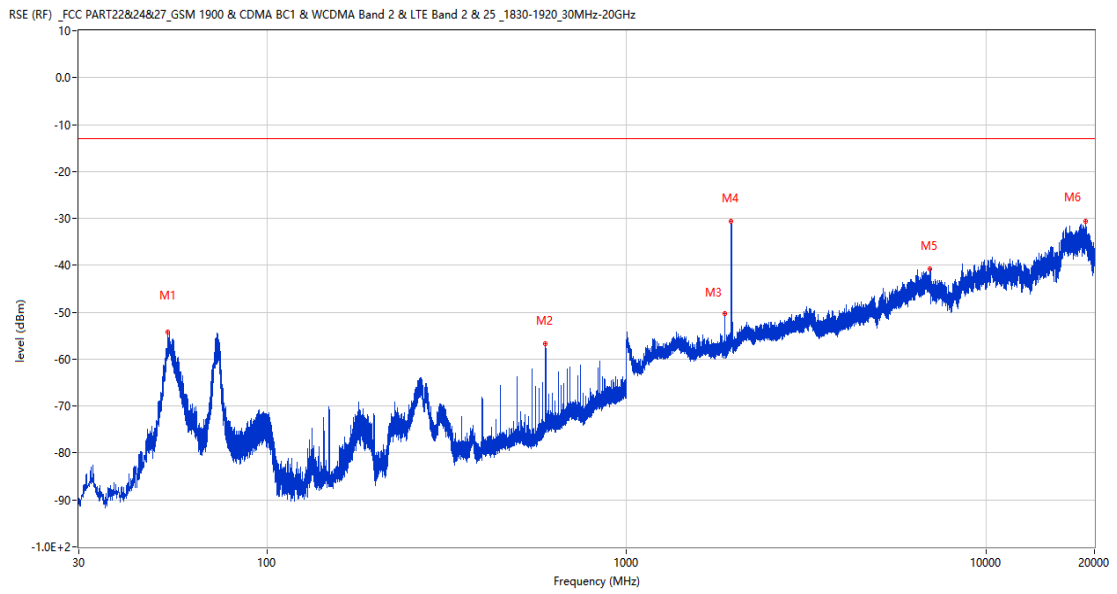
RSE-V&H LTE Band 2 BW5 CH18900



Frequency (MHz)	Result (dBm)	Factor (dB)	PK Limit (dBm)	Over Limit (dB)	Table (o)	ANT	EUT	Verdict
53.959	-46.18	-14.81	-13.0	-33.18	144.00	Vertical	Horizontal	Pass
595.898	-53.17	-4.13	-13.0	-40.17	192.00	Vertical	Horizontal	Pass
1877.900	-51.15	-2.62	-13.0	-38.15	106.00	Vertical	Horizontal	N/A
1960.900	-37.94	-3.62	-13.0	-24.94	106.00	Vertical	Horizontal	N/A
6821.600	-40.28	13.08	-13.0	-27.28	265.00	Vertical	Horizontal	Pass
18932.437	-30.34	25.07	-13.0	-17.34	335.00	Vertical	Horizontal	Pass

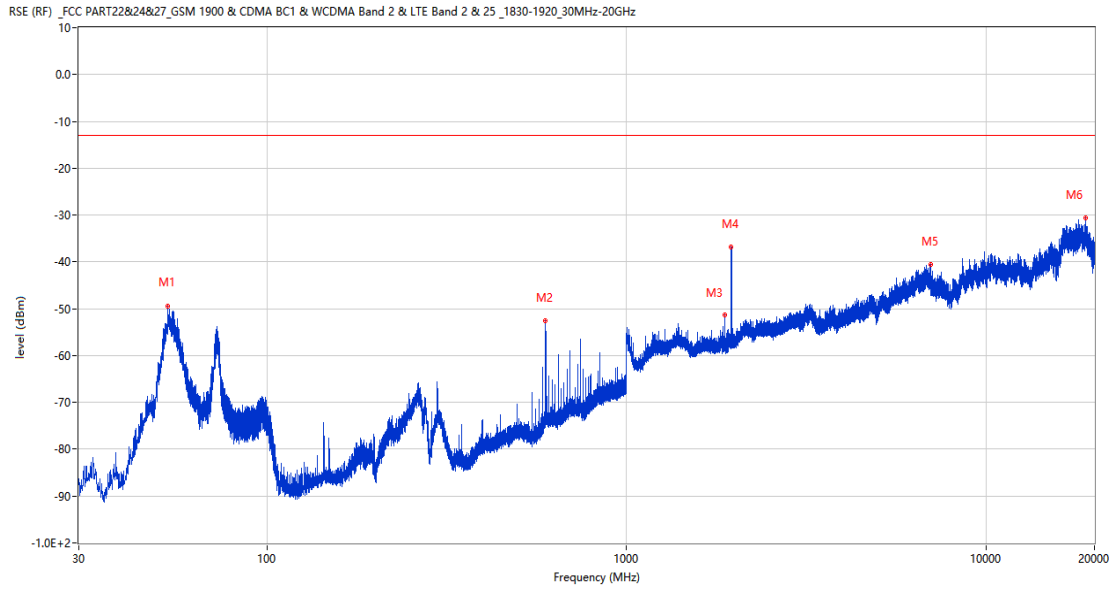
7.4 LTE Band 2 BW10, Middle Channel

RSE-H&H LTE Band 2 BW10 CH18900



Frequency (MHz)	Result (dBm)	Factor (dB)	PK Limit (dBm)	Over Limit (dB)	Table (o)	ANT	EUT	Verdict
53.086	-54.24	-14.89	-13.0	-41.24	321.00	Horizontal	Horizontal	Pass
596.044	-56.76	-4.12	-13.0	-43.76	259.00	Horizontal	Horizontal	Pass
1875.700	-50.20	-2.64	-13.0	-37.20	304.00	Horizontal	Horizontal	N/A
1956.500	-30.62	-3.78	-13.0	-17.62	135.00	Horizontal	Horizontal	N/A
6988.800	-40.78	13.72	-13.0	-27.78	94.00	Horizontal	Horizontal	Pass
18934.974	-30.67	25.07	-13.0	-17.67	360.00	Horizontal	Horizontal	Pass

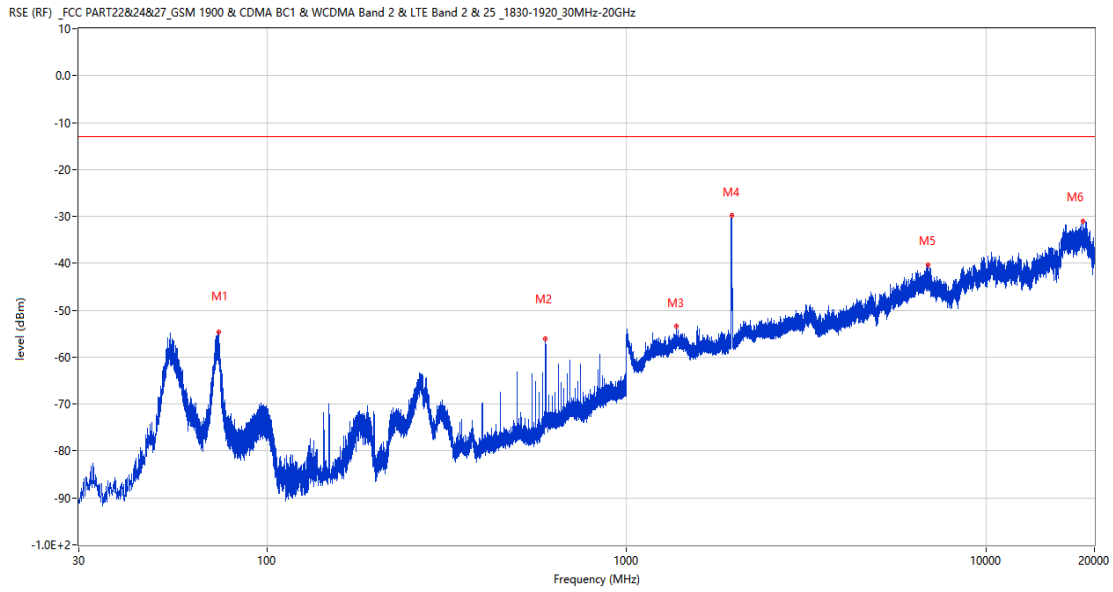
RSE-V&H LTE Band 2 BW10 CH18900



Frequency (MHz)	Result (dBm)	Factor (dB)	PK Limit (dBm)	Over Limit (dB)	Table (o)	ANT	EUT	Verdict
53.038	-49.49	-14.90	-13.0	-36.49	136.00	Vertical	Horizontal	Pass
595.995	-52.56	-4.12	-13.0	-39.56	188.00	Vertical	Horizontal	Pass
1875.600	-51.38	-2.64	-13.0	-38.38	100.00	Vertical	Horizontal	N/A
1956.500	-36.89	-3.78	-13.0	-23.89	100.00	Vertical	Horizontal	N/A
6996.600	-40.58	13.88	-13.0	-27.58	198.00	Vertical	Horizontal	Pass
18939.324	-30.60	25.07	-13.0	-17.60	1.00	Vertical	Horizontal	Pass

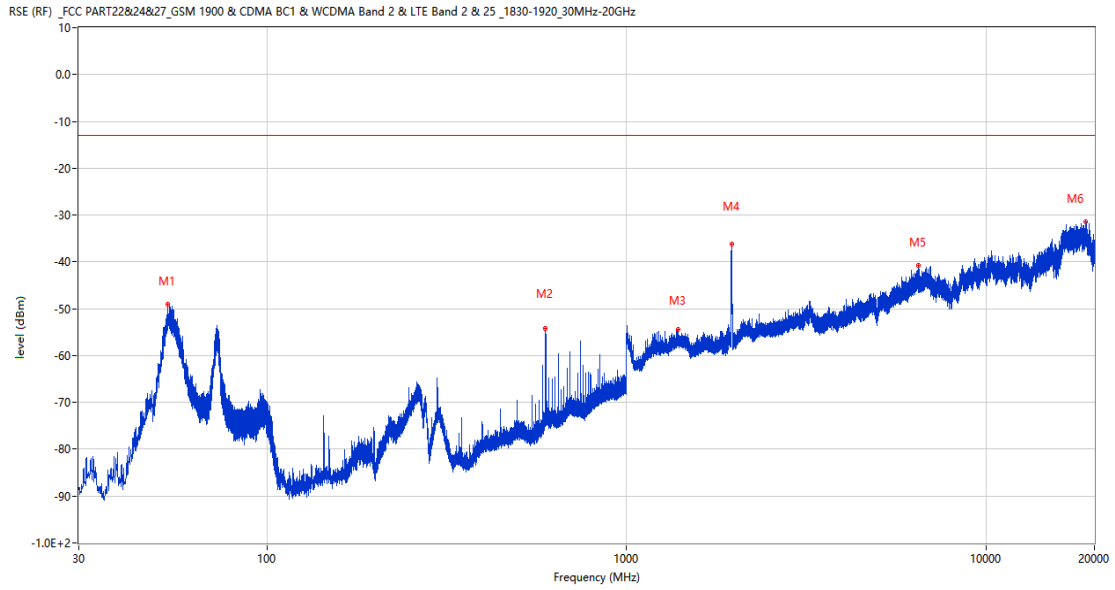
7.5 LTE Band 2 BW15, Middle Channel

RSE-H&H LTE Band 2 BW15 CH18900



Frequency (MHz)	Result (dBm)	Factor (dB)	PK Limit (dBm)	Over Limit (dB)	Table (o)	ANT	EUT	Verdict
73.311	-54.73	-17.54	-13.0	-41.73	171.00	Horizontal	Horizontal	Pass
595.801	-56.08	-4.14	-13.0	-43.08	248.00	Horizontal	Horizontal	Pass
1378.300	-53.49	-3.51	-13.0	-40.49	255.00	Horizontal	Horizontal	Pass
1958.500	-29.83	-3.65	-13.0	-16.83	140.00	Horizontal	Horizontal	N/A
6905.000	-40.43	12.22	-13.0	-27.43	25.00	Horizontal	Horizontal	Pass
18575.374	-31.06	25.27	-13.0	-18.06	94.00	Horizontal	Horizontal	Pass

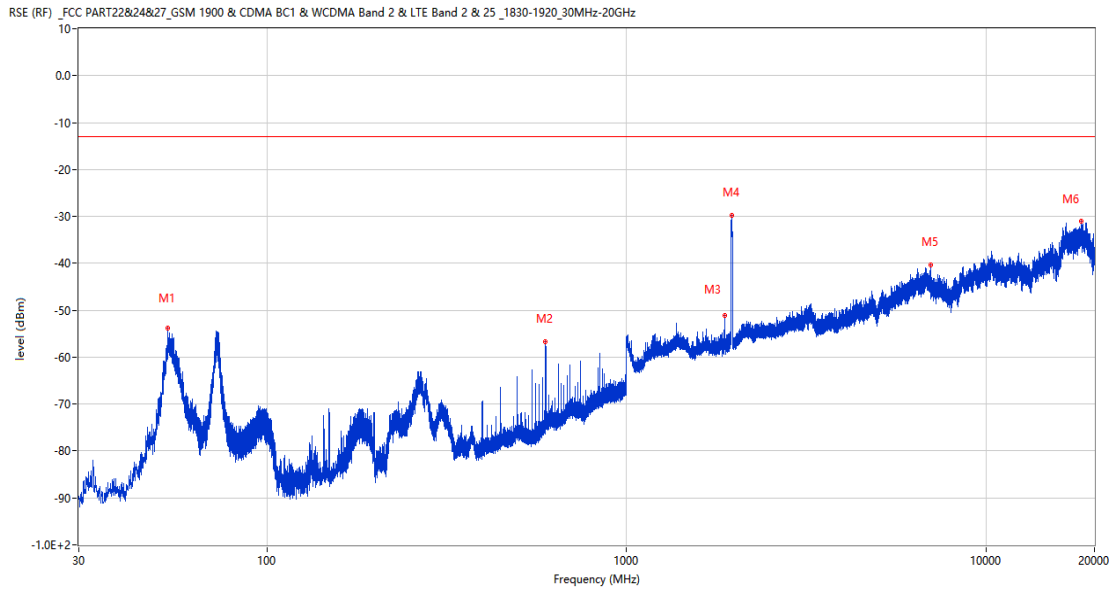
RSE-V&H LTE Band 2 BW15 CH18900



Frequency (MHz)	Result (dBm)	Factor (dB)	PK Limit (dBm)	Over Limit (dB)	Table (o)	ANT	EUT	Verdict
53.038	-49.10	-14.90	-13.0	-36.10	139.00	Vertical	Horizontal	Pass
595.753	-54.21	-4.15	-13.0	-41.21	196.00	Vertical	Horizontal	Pass
1390.800	-54.38	-3.26	-13.0	-41.38	246.00	Vertical	Horizontal	Pass
1963.000	-36.27	-3.69	-13.0	-23.27	105.00	Vertical	Horizontal	N/A
6467.400	-40.66	12.70	-13.0	-27.66	188.00	Vertical	Horizontal	Pass
18933.162	-31.52	25.07	-13.0	-18.52	161.00	Vertical	Horizontal	Pass

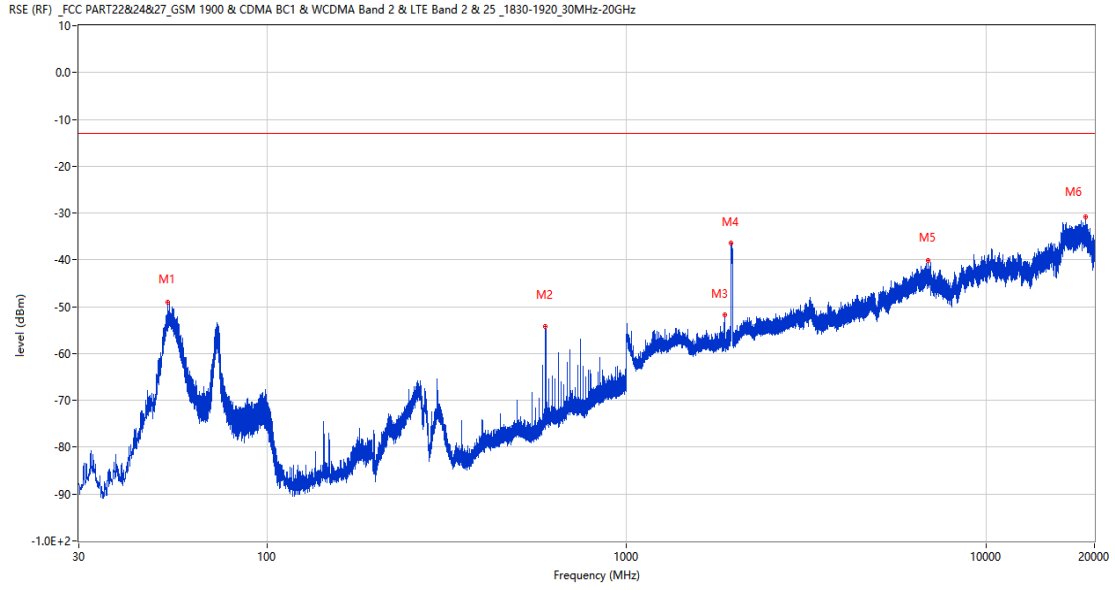
7.6 LTE Band 2 BW20, Middle Channel

RSE-H&H LTE Band 2 BW20 CH18900



Frequency (MHz)	Result (dBm)	Factor (dB)	PK Limit (dBm)	Over Limit (dB)	Table (o)	ANT	EUT	Verdict
53.086	-53.86	-14.89	-13.0	-40.86	311.00	Horizontal	Horizontal	Pass
595.898	-56.66	-4.13	-13.0	-43.66	259.00	Horizontal	Horizontal	Pass
1871.300	-51.12	-2.68	-13.0	-38.12	308.00	Horizontal	Horizontal	N/A
1962.700	-29.83	-3.68	-13.0	-16.83	129.00	Horizontal	Horizontal	N/A
6998.600	-40.24	13.94	-13.0	-27.24	185.00	Horizontal	Horizontal	Pass
18350.625	-31.08	25.40	-13.0	-18.08	232.00	Horizontal	Horizontal	Pass

RSE-V&H LTE Band 2 BW20 CH18900

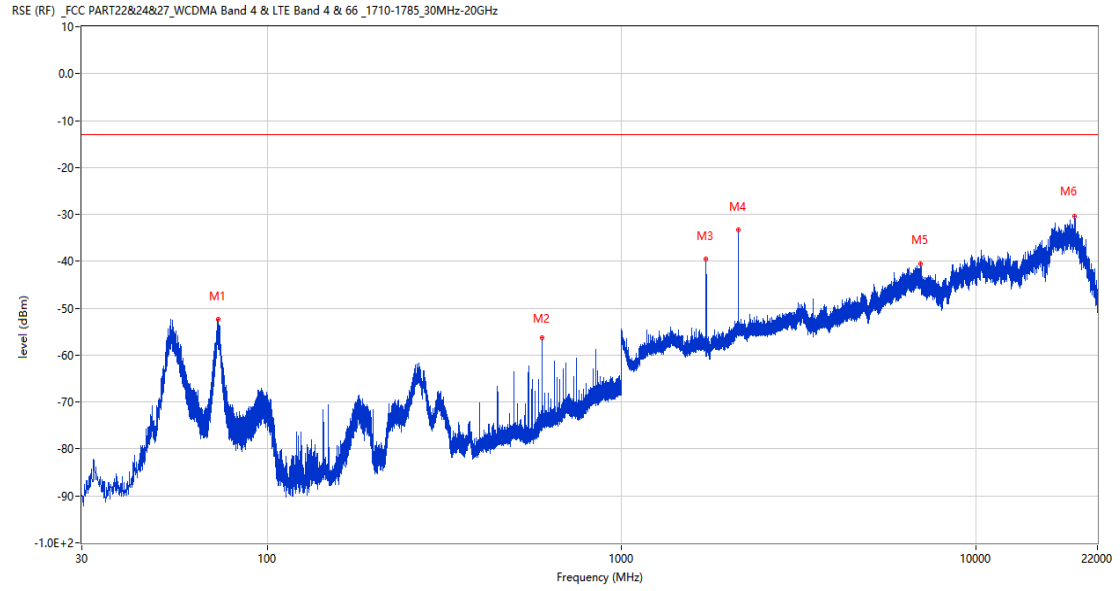


Frequency (MHz)	Result (dBm)	Factor (dB)	PK Limit (dBm)	Over Limit (dB)	Table (o)	ANT	EUT	Verdict
53.086	-49.12	-14.89	-13.0	-36.12	90.00	Vertical	Horizontal	Pass
595.849	-54.17	-4.14	-13.0	-41.17	199.00	Vertical	Horizontal	Pass
1871.200	-51.75	-2.68	-13.0	-38.75	95.00	Vertical	Horizontal	N/A
1956.300	-36.40	-3.79	-13.0	-23.40	106.00	Vertical	Horizontal	N/A
6908.400	-40.04	12.26	-13.0	-27.04	299.00	Vertical	Horizontal	Pass
18941.499	-30.73	25.07	-13.0	-17.73	194.00	Vertical	Horizontal	Pass

8 LTE Band 4

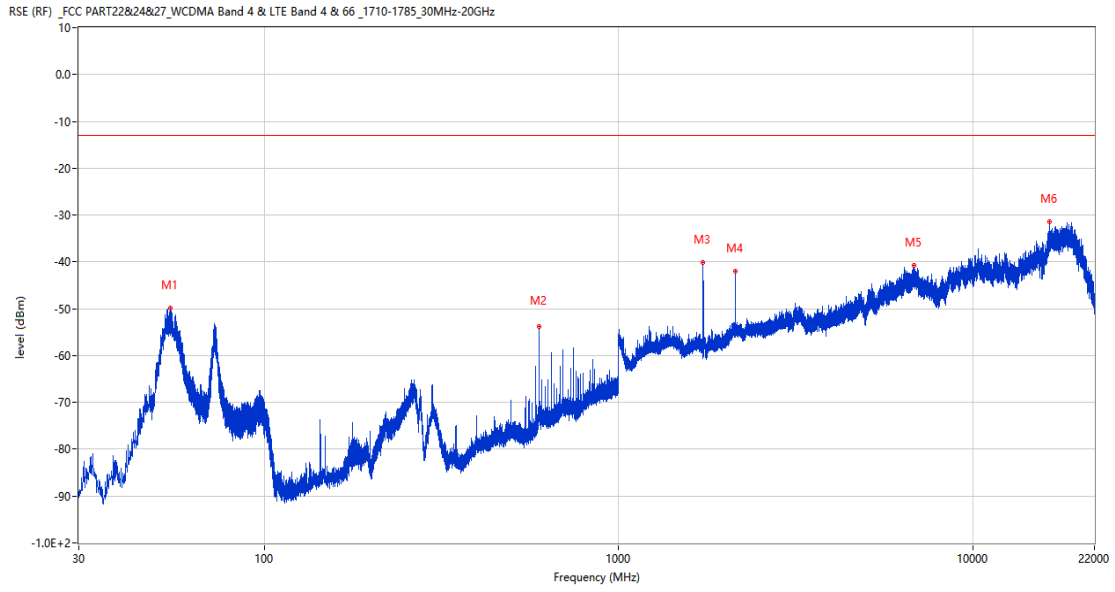
8.1 LTE Band 4 BW1.4, Middle Channel

RSE-H&H LTE Band 4 BW1.4 CH20175



Frequency (MHz)	Result (dBm)	Factor (dB)	PK Limit (dBm)	Over Limit (dB)	Table (o)	ANT	EUT	Verdict
72.729	-52.39	-17.50	-13.0	-39.39	177.00	Horizontal	Horizontal	Pass
595.898	-56.21	-4.08	-13.0	-43.21	255.00	Horizontal	Horizontal	Pass
1732.200	-39.57	-3.33	-13.0	-26.57	310.00	Horizontal	Horizontal	N/A
2132.600	-33.36	-1.19	-13.0	-20.36	140.00	Horizontal	Horizontal	N/A
6976.800	-40.60	13.42	-13.0	-27.60	326.00	Horizontal	Horizontal	Pass
18930.387	-30.40	25.07	-13.0	-17.40	293.00	Horizontal	Horizontal	Pass

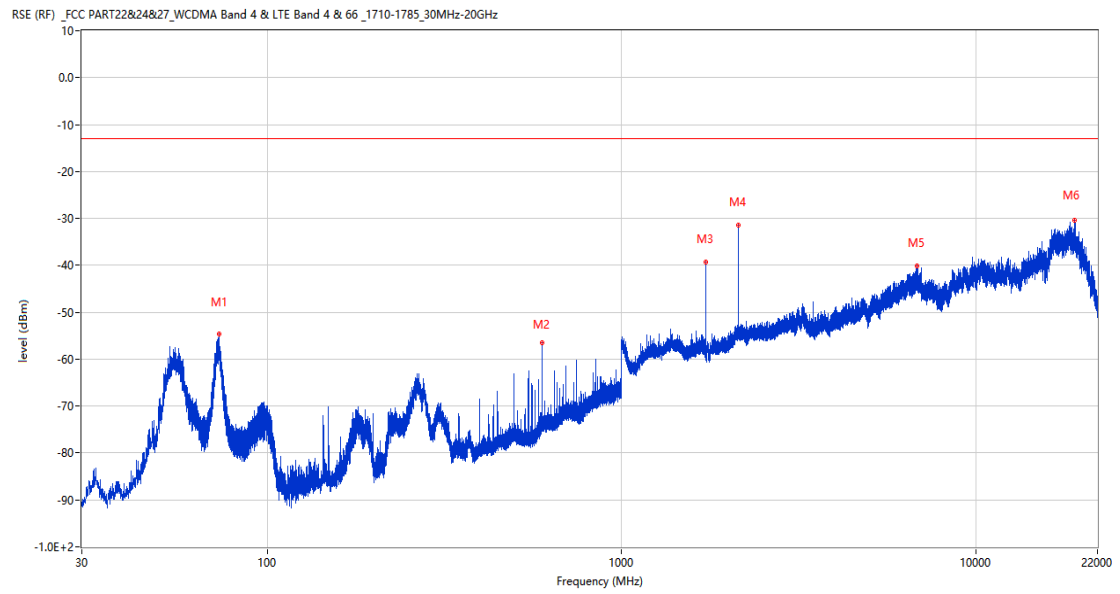
RSE-V&H LTE Band 4 BW1.4 CH20175



Frequency (MHz)	Result (dBm)	Factor (dB)	PK Limit (dBm)	Over Limit (dB)	Table (o)	ANT	EUT	Verdict
54.492	-49.87	-14.86	-13.0	-36.87	80.00	Vertical	Horizontal	Pass
595.801	-53.83	-4.10	-13.0	-40.83	190.00	Vertical	Horizontal	Pass
1732.200	-40.18	-3.33	-13.0	-27.18	241.00	Vertical	Horizontal	N/A
2132.800	-42.00	-1.19	-13.0	-29.00	98.00	Vertical	Horizontal	N/A
6796.800	-40.76	13.08	-13.0	-27.76	79.00	Vertical	Horizontal	Pass
16393.114	-31.46	24.95	-13.0	-18.46	44.00	Vertical	Horizontal	Pass

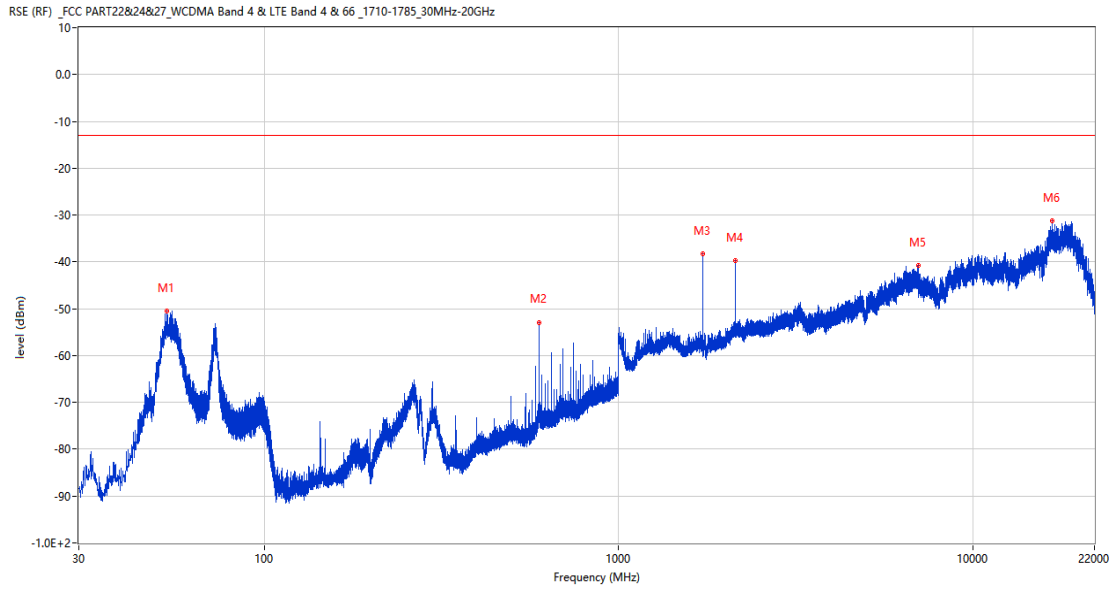
8.2 LTE Band 4 BW3, Middle Channel

RSE-H&H LTE Band 4 BW3 CH20175



Frequency (MHz)	Result (dBm)	Factor (dB)	PK Limit (dBm)	Over Limit (dB)	Table (o)	ANT	EUT	Verdict
73.262	-54.56	-17.59	-13.0	-41.56	152.00	Horizontal	Horizontal	Pass
595.801	-56.55	-4.10	-13.0	-43.55	268.00	Horizontal	Horizontal	Pass
1731.400	-39.40	-3.32	-13.0	-26.40	343.00	Horizontal	Horizontal	N/A
2131.800	-31.40	-1.20	-13.0	-18.40	133.00	Horizontal	Horizontal	N/A
6802.000	-40.11	13.13	-13.0	-27.11	245.00	Horizontal	Horizontal	Pass
18943.801	-30.43	25.07	-13.0	-17.43	290.00	Horizontal	Horizontal	Pass

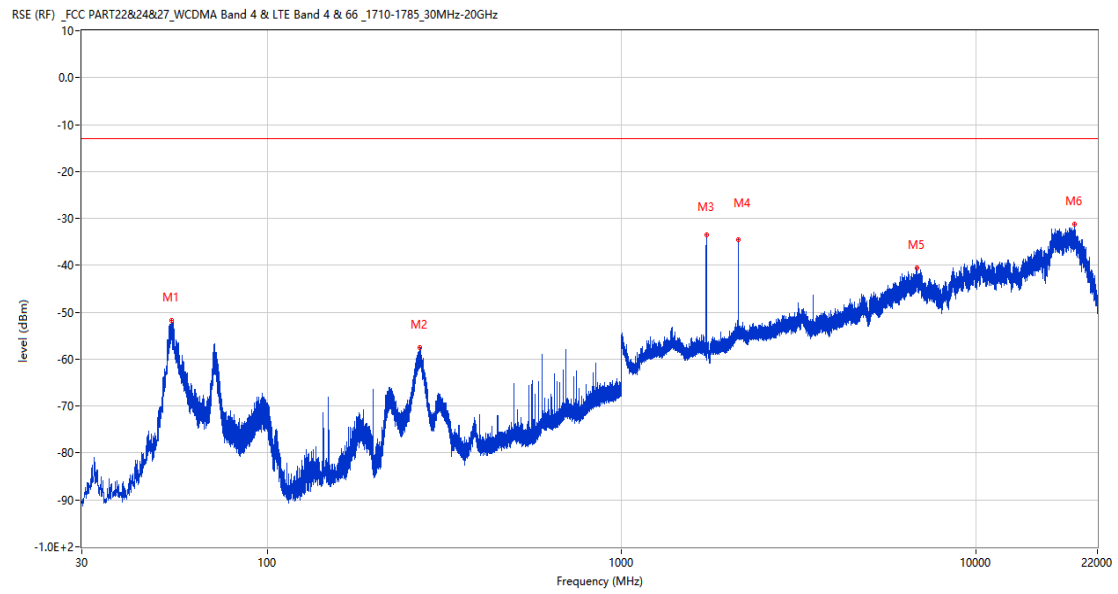
RSE-V&H LTE Band 4 BW3 CH20175



Frequency (MHz)	Result (dBm)	Factor (dB)	PK Limit (dBm)	Over Limit (dB)	Table (o)	ANT	EUT	Verdict
53.038	-50.47	-14.98	-13.0	-37.47	98.00	Vertical	Horizontal	Pass
595.849	-52.89	-4.09	-13.0	-39.89	196.00	Vertical	Horizontal	Pass
1731.400	-38.22	-3.32	-13.0	-25.22	77.00	Vertical	Horizontal	N/A
2133.100	-39.78	-1.19	-13.0	-26.78	101.00	Vertical	Horizontal	N/A
6993.200	-40.68	13.92	-13.0	-27.68	90.00	Vertical	Horizontal	Pass
16701.600	-31.31	26.10	-13.0	-18.31	205.00	Vertical	Horizontal	Pass

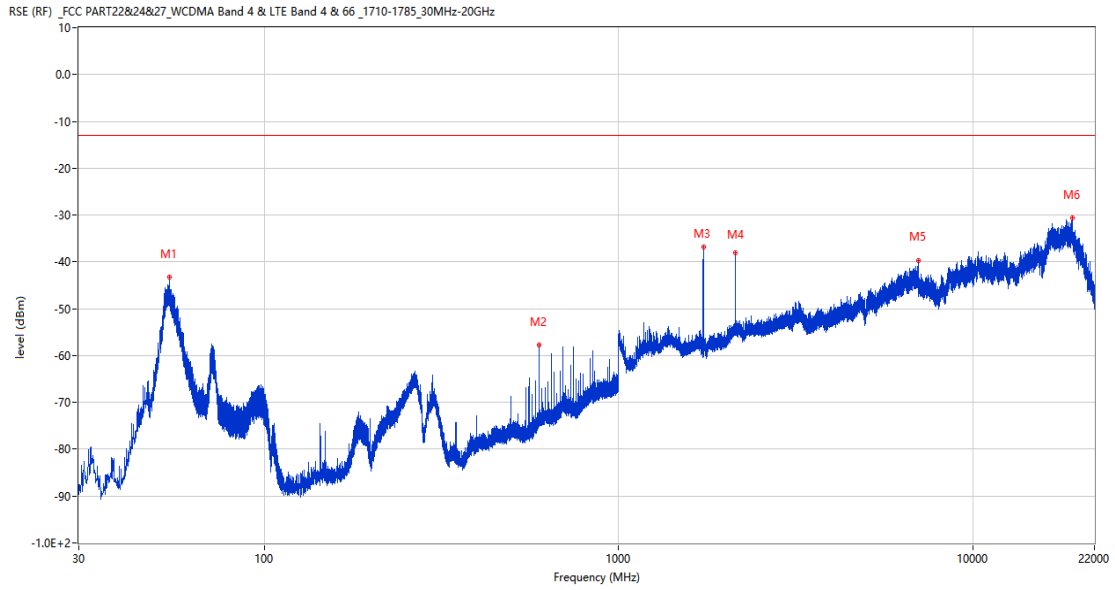
8.3 LTE Band 4 BW5, Middle Channel

RSE-H&H LTE Band 4 BW5 CH20175



Frequency (MHz)	Result (dBm)	Factor (dB)	PK Limit (dBm)	Over Limit (dB)	Table (o)	ANT	EUT	Verdict
53.813	-51.74	-14.89	-13.0	-38.74	136.00	Horizontal	Horizontal	Pass
269.832	-57.55	-13.51	-13.0	-44.55	177.00	Horizontal	Horizontal	Pass
1734.500	-33.53	-3.36	-13.0	-20.53	348.00	Horizontal	Horizontal	N/A
2132.200	-34.62	-1.20	-13.0	-21.62	348.00	Horizontal	Horizontal	N/A
6797.800	-40.56	13.09	-13.0	-27.56	297.00	Horizontal	Horizontal	Pass
18943.338	-31.24	25.07	-13.0	-18.24	84.00	Horizontal	Horizontal	Pass

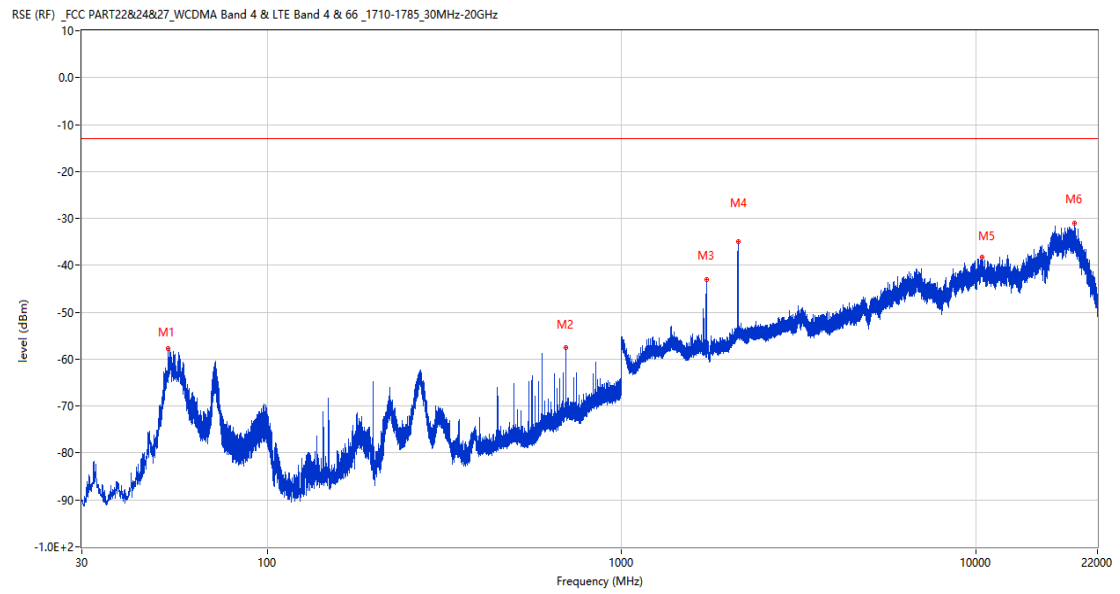
RSE-V&H LTE Band 4 BW5 CH20175



Frequency (MHz)	Result (dBm)	Factor (dB)	PK Limit (dBm)	Over Limit (dB)	Table (o)	ANT	EUT	Verdict
54.056	-43.34	-14.87	-13.0	-30.34	45.00	Vertical	Horizontal	Pass
595.801	-57.72	-4.10	-13.0	-44.72	167.00	Vertical	Horizontal	Pass
1734.600	-36.82	-3.36	-13.0	-23.82	77.00	Vertical	Horizontal	N/A
2131.500	-38.02	-1.20	-13.0	-25.02	124.00	Vertical	Horizontal	N/A
6999.200	-39.72	13.93	-13.0	-26.72	296.00	Vertical	Horizontal	Pass
19058.037	-30.60	25.00	-13.0	-17.60	337.00	Vertical	Horizontal	Pass

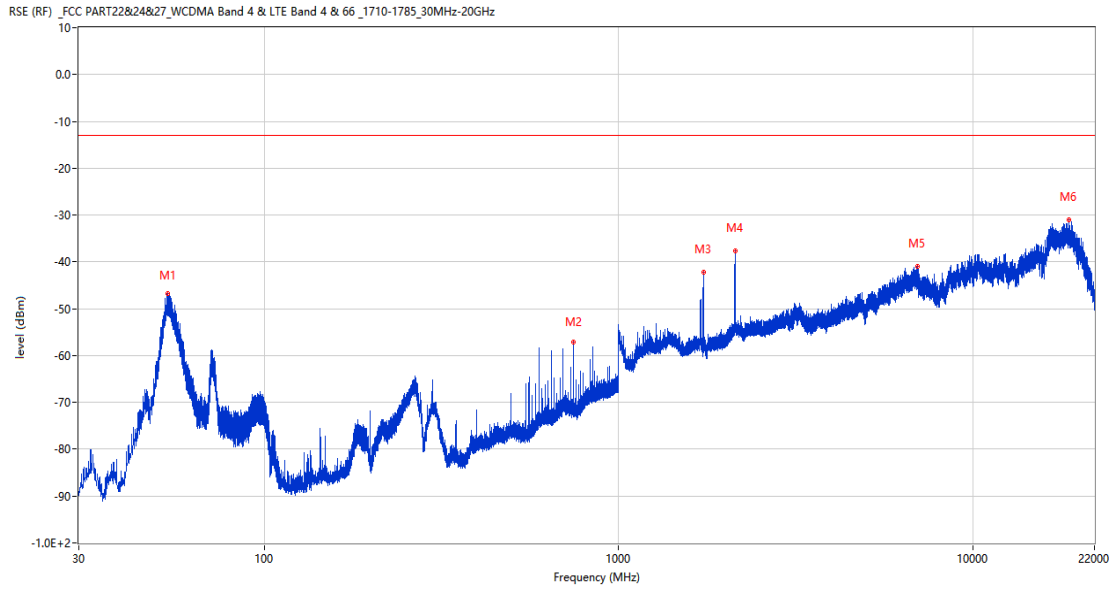
8.4 LTE Band 4 BW10, Middle Channel

RSE-H&H LTE Band 4 BW10 CH20175



Frequency (MHz)	Result (dBm)	Factor (dB)	PK Limit (dBm)	Over Limit (dB)	Table (o)	ANT	EUT	Verdict
52.650	-57.81	-15.02	-13.0	-44.81	138.00	Horizontal	Horizontal	Pass
695.468	-57.58	-1.04	-13.0	-44.58	222.00	Horizontal	Horizontal	Pass
1734.900	-43.13	-3.36	-13.0	-30.13	349.00	Horizontal	Horizontal	N/A
2133.200	-34.96	-1.18	-13.0	-21.96	344.00	Horizontal	Horizontal	N/A
10395.375	-38.35	19.25	-13.0	-25.35	336.00	Horizontal	Horizontal	Pass
18951.662	-30.96	25.06	-13.0	-17.96	33.00	Horizontal	Horizontal	Pass

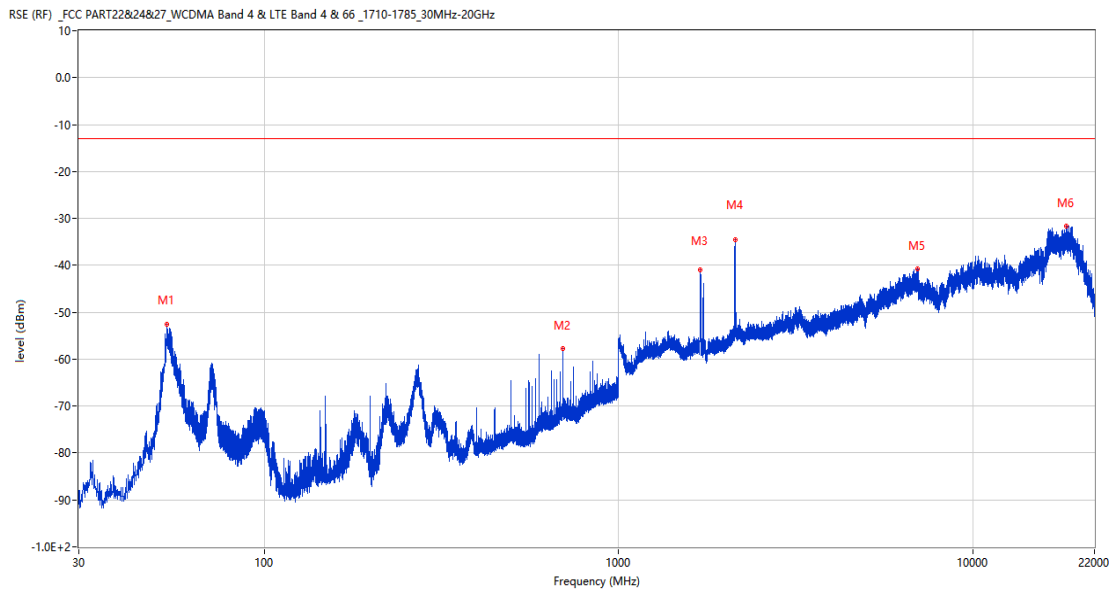
RSE-V&H LTE Band 4 BW10 CH20175



Frequency (MHz)	Result (dBm)	Factor (dB)	PK Limit (dBm)	Over Limit (dB)	Table (o)	ANT	EUT	Verdict
53.523	-46.69	-14.93	-13.0	-33.69	324.00	Vertical	Horizontal	Pass
745.181	-57.15	-1.45	-13.0	-44.15	174.00	Vertical	Horizontal	Pass
1735.200	-42.24	-3.37	-13.0	-29.24	94.00	Vertical	Horizontal	N/A
2134.600	-37.73	-1.20	-13.0	-24.73	104.00	Vertical	Horizontal	N/A
6990.800	-41.00	13.88	-13.0	-28.00	317.00	Vertical	Horizontal	Pass
18615.886	-30.96	25.25	-13.0	-17.96	233.00	Vertical	Horizontal	Pass

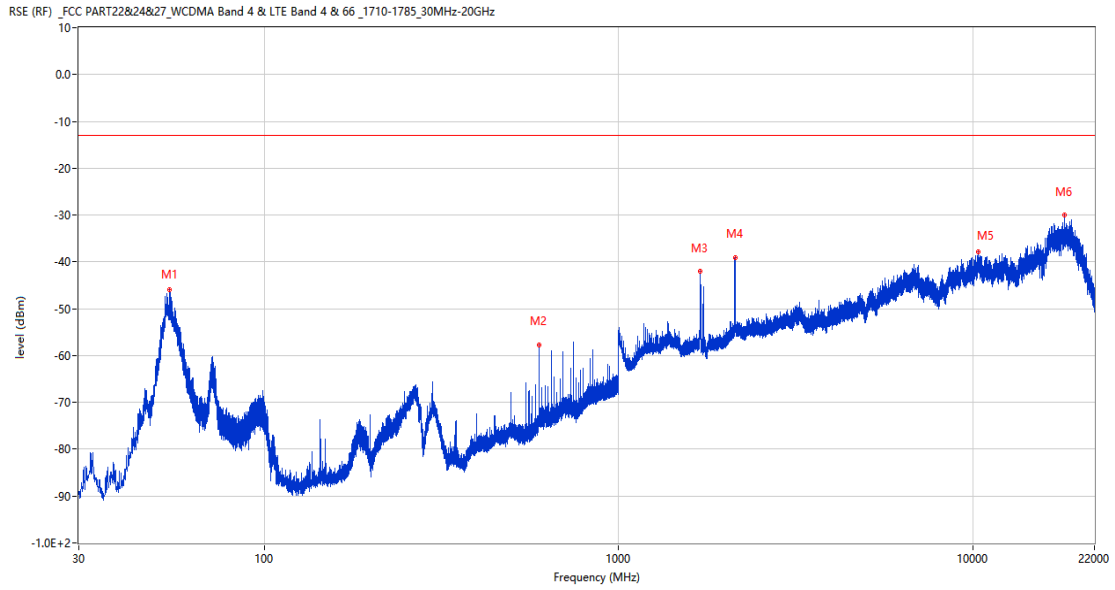
8.5 LTE Band 4 BW15, Middle Channel

RSE-H&H LTE Band 4 BW15 CH20175



Frequency (MHz)	Result (dBm)	Factor (dB)	PK Limit (dBm)	Over Limit (dB)	Table (o)	ANT	EUT	Verdict
53.038	-52.55	-14.98	-13.0	-39.55	144.00	Horizontal	Horizontal	Pass
695.129	-57.75	-1.08	-13.0	-44.75	218.00	Horizontal	Horizontal	Pass
1702.000	-40.96	-3.07	-13.0	-27.96	313.00	Horizontal	Horizontal	N/A
2136.000	-34.45	-1.22	-13.0	-21.45	225.00	Horizontal	Horizontal	N/A
6989.600	-40.78	13.78	-13.0	-27.78	143.00	Horizontal	Horizontal	Pass
18344.401	-31.68	25.40	-13.0	-18.68	157.00	Horizontal	Horizontal	Pass

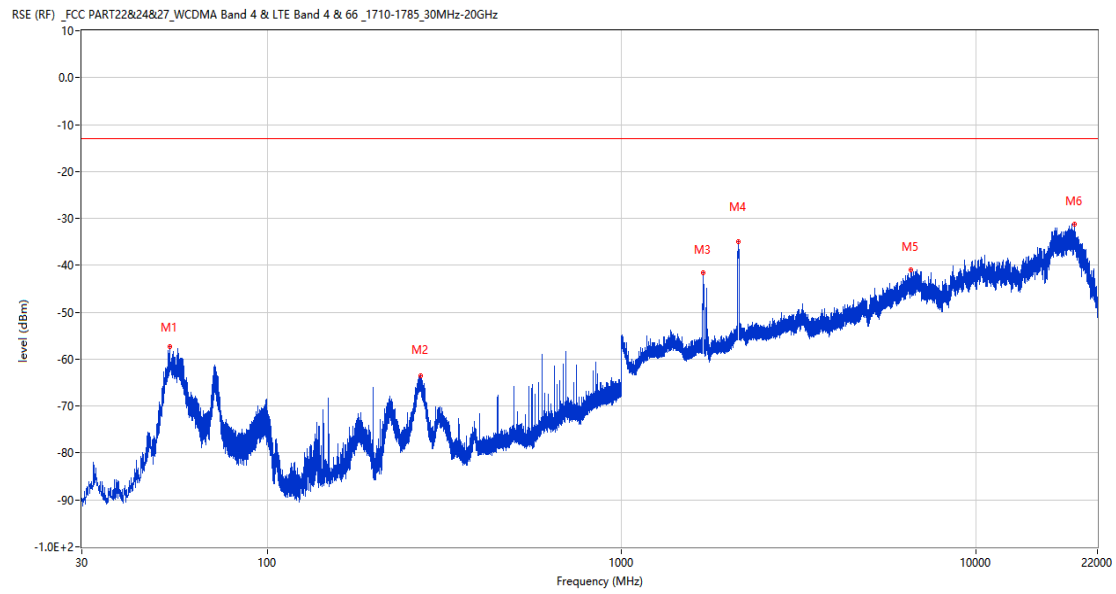
RSE-V&H LTE Band 4 BW15 CH20175



Frequency (MHz)	Result (dBm)	Factor (dB)	PK Limit (dBm)	Over Limit (dB)	Table (o)	ANT	EUT	Verdict
53.959	-45.98	-14.88	-13.0	-32.98	67.00	Vertical	Horizontal	Pass
595.849	-57.76	-4.09	-13.0	-44.76	162.00	Vertical	Horizontal	Pass
1702.800	-42.05	-2.94	-13.0	-29.05	94.00	Vertical	Horizontal	N/A
2130.300	-39.01	-1.12	-13.0	-26.01	125.00	Vertical	Horizontal	N/A
10332.125	-37.93	19.39	-13.0	-24.93	0.00	Vertical	Horizontal	Pass
18125.175	-30.02	25.52	-13.0	-17.02	181.00	Vertical	Horizontal	Pass

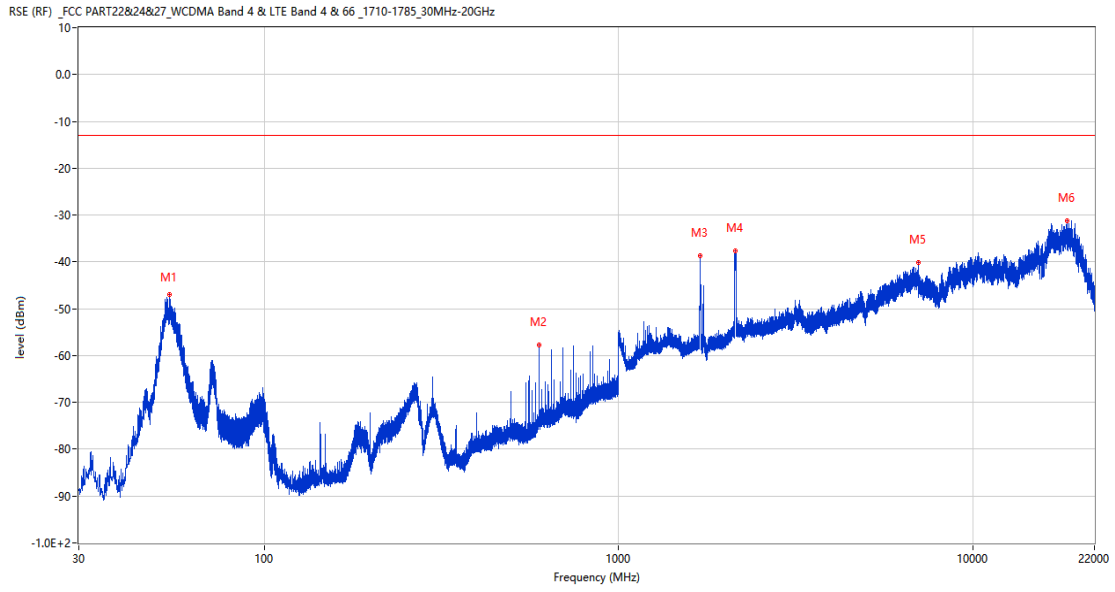
8.6 LTE Band 4 BW20, Middle Channel

RSE-H&H LTE Band 4 BW20 CH20175



Frequency (MHz)	Result (dBm)	Factor (dB)	PK Limit (dBm)	Over Limit (dB)	Table (o)	ANT	EUT	Verdict
53.038	-57.40	-14.98	-13.0	-44.40	156.00	Horizontal	Horizontal	Pass
270.318	-63.62	-13.47	-13.0	-50.62	348.00	Horizontal	Horizontal	Pass
1701.300	-41.64	-3.32	-13.0	-28.64	352.00	Horizontal	Horizontal	N/A
2129.200	-35.03	-1.07	-13.0	-22.03	142.00	Horizontal	Horizontal	N/A
6553.200	-40.97	10.82	-13.0	-27.97	360.00	Horizontal	Horizontal	Pass
18935.011	-31.29	25.07	-13.0	-18.29	203.00	Horizontal	Horizontal	Pass

RSE-V&H LTE Band 4 BW20 CH20175

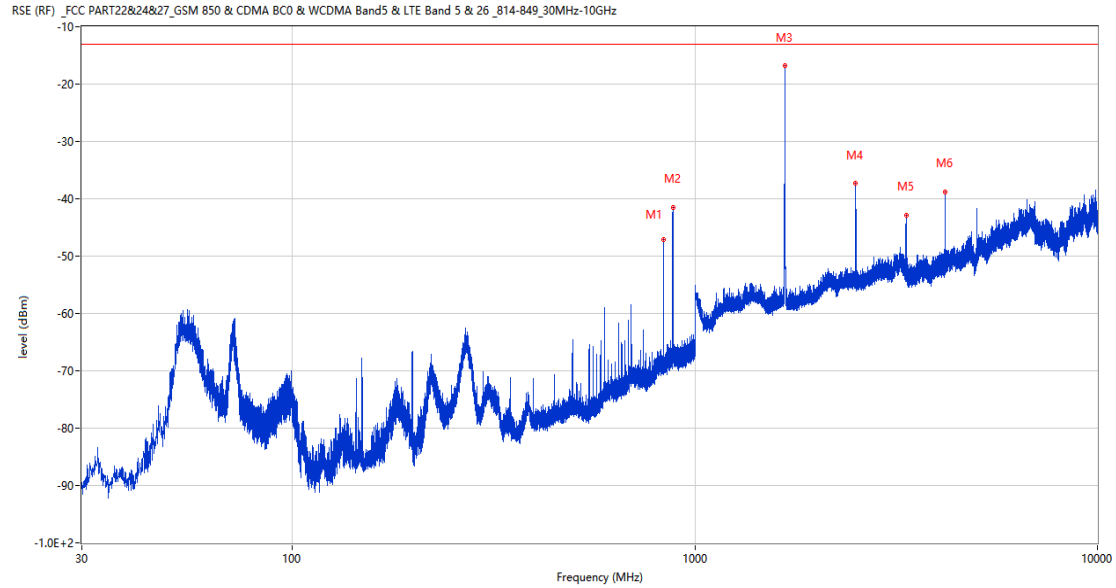


Frequency (MHz)	Result (dBm)	Factor (dB)	PK Limit (dBm)	Over Limit (dB)	Table (o)	ANT	EUT	Verdict
53.959	-47.05	-14.88	-13.0	-34.05	81.00	Vertical	Horizontal	Pass
596.092	-57.70	-4.05	-13.0	-44.70	161.00	Vertical	Horizontal	Pass
1702.000	-38.63	-3.07	-13.0	-25.63	106.00	Vertical	Horizontal	N/A
2131.000	-37.61	-1.17	-13.0	-24.61	101.00	Vertical	Horizontal	N/A
6999.200	-40.10	13.93	-13.0	-27.10	190.00	Vertical	Horizontal	Pass
18399.437	-31.26	25.37	-13.0	-18.26	151.00	Vertical	Horizontal	Pass

9 LTE Band 5

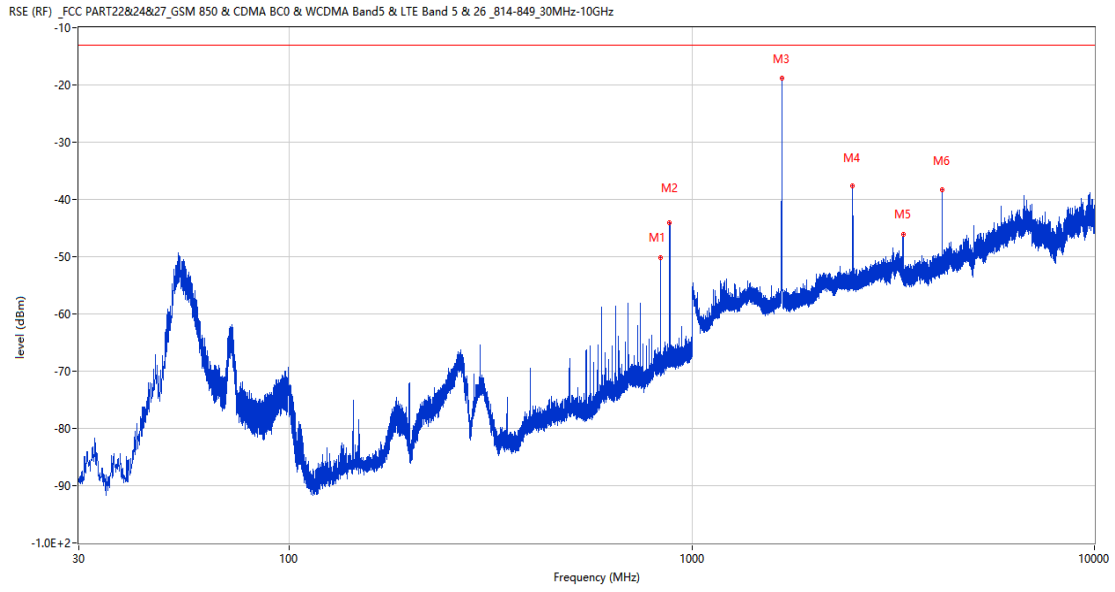
9.1 LTE Band 5 BW1.4, Middle Channel

RSE-H&H LTE Band 5 BW1.4 CH20525



Frequency (MHz)	Result (dBm)	Factor (dB)	PK Limit (dBm)	Over Limit (dB)	Table (o)	ANT	EUT	Verdict
836.506	-47.15	2.18	-13.0	-34.15	360.00	Horizontal	Horizontal	N/A
881.757	-41.49	2.75	-13.0	-28.49	32.00	Horizontal	Horizontal	N/A
1673.600	-16.74	-4.46	-13.0	-3.74	360.00	Horizontal	Horizontal	Pass
2510.300	-37.26	-0.10	-13.0	-24.26	112.00	Horizontal	Horizontal	Pass
3346.200	-42.81	3.56	-13.0	-29.81	270.00	Horizontal	Horizontal	Pass
4181.400	-38.90	5.30	-13.0	-25.90	278.00	Horizontal	Horizontal	Pass

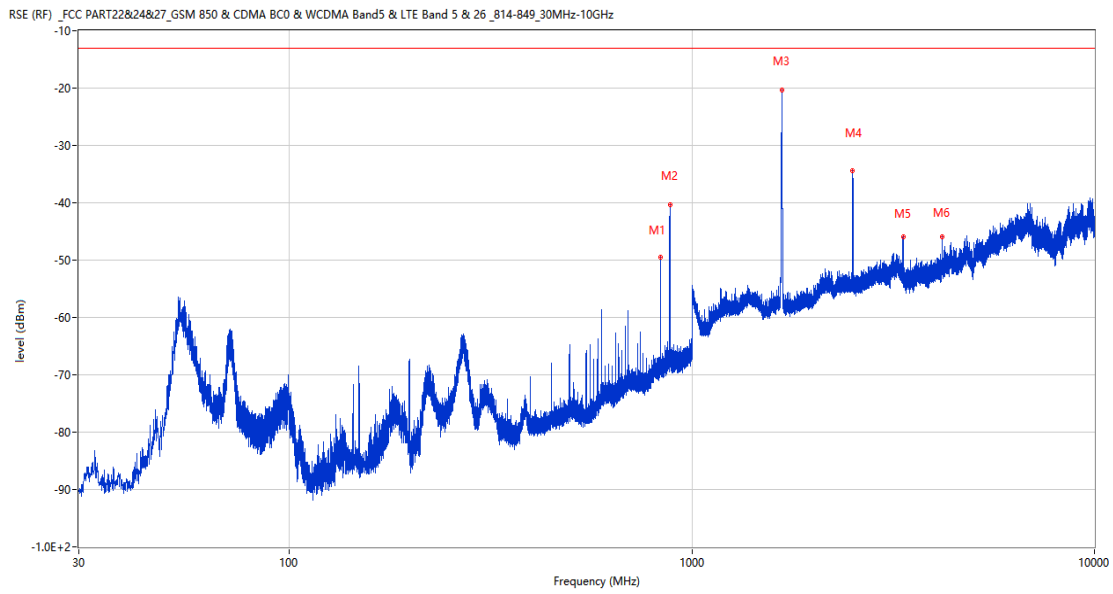
RSE-V&H LTE Band 5 BW1.4 CH20525



Frequency (MHz)	Result (dBm)	Factor (dB)	PK Limit (dBm)	Over Limit (dB)	Table (o)	ANT	EUT	Verdict
836.846	-50.25	2.18	-13.0	-37.25	174.00	Vertical	Horizontal	N/A
881.030	-44.08	2.68	-13.0	-31.08	360.00	Vertical	Horizontal	N/A
1673.000	-18.75	-4.47	-13.0	-5.75	334.00	Vertical	Horizontal	Pass
2509.200	-37.65	-0.06	-13.0	-24.65	290.00	Vertical	Horizontal	Pass
3346.000	-46.05	3.57	-13.0	-33.05	339.00	Vertical	Horizontal	Pass
4184.200	-38.24	5.30	-13.0	-25.24	339.00	Vertical	Horizontal	Pass

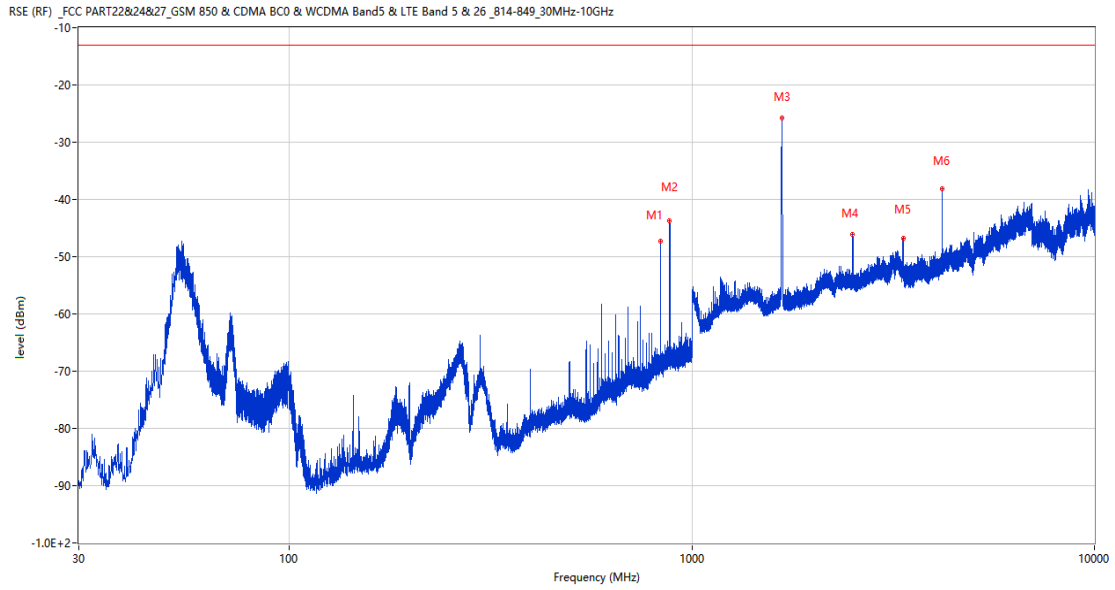
9.2 LTE Band 5 BW3, Middle Channel

RSE-H&H LTE Band 5 BW3 CH20525



Frequency (MHz)	Result (dBm)	Factor (dB)	PK Limit (dBm)	Over Limit (dB)	Table (o)	ANT	EUT	Verdict
837.719	-49.54	2.20	-13.0	-36.54	223.00	Horizontal	Horizontal	N/A
881.854	-40.30	2.76	-13.0	-27.30	140.00	Horizontal	Horizontal	N/A
1673.000	-20.30	-4.47	-13.0	-7.30	260.00	Horizontal	Horizontal	Pass
2508.900	-34.47	-0.04	-13.0	-21.47	105.00	Horizontal	Horizontal	Pass
3346.400	-45.88	3.55	-13.0	-32.88	194.00	Horizontal	Horizontal	Pass
4182.800	-45.90	5.27	-13.0	-32.90	144.00	Horizontal	Horizontal	Pass

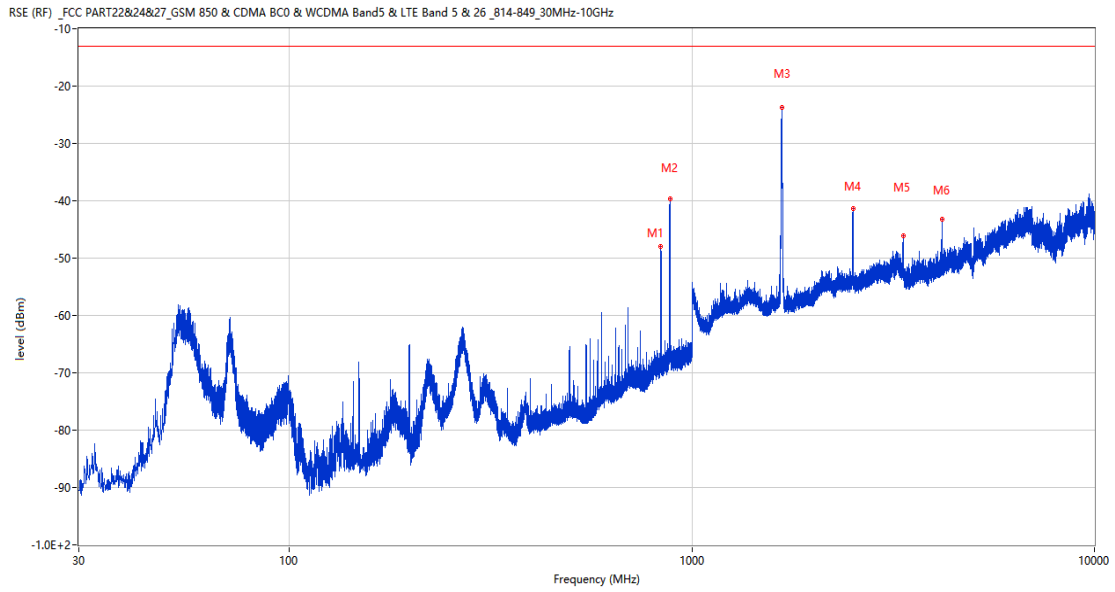
RSE-V&H LTE Band 5 BW3 CH20525



Frequency (MHz)	Result (dBm)	Factor (dB)	PK Limit (dBm)	Over Limit (dB)	Table (o)	ANT	EUT	Verdict
837.574	-47.31	2.19	-13.0	-34.31	159.00	Vertical	Horizontal	N/A
881.127	-43.76	2.69	-13.0	-30.76	360.00	Vertical	Horizontal	N/A
1672.800	-25.77	-4.48	-13.0	-12.77	24.00	Vertical	Horizontal	Pass
2507.300	-46.12	0.02	-13.0	-33.12	264.00	Vertical	Horizontal	Pass
3346.400	-46.75	3.55	-13.0	-33.75	62.00	Vertical	Horizontal	Pass
4182.200	-38.21	5.25	-13.0	-25.21	1.00	Vertical	Horizontal	Pass

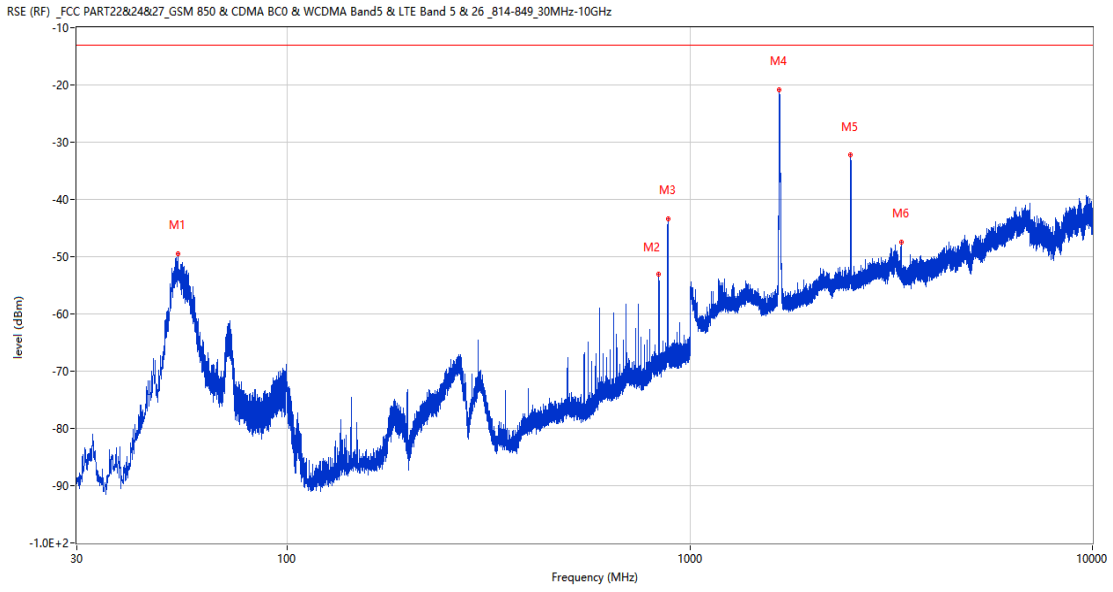
9.3 LTE Band 5 BW5, Middle Channel

RSE-H&H LTE Band 5 BW5 CH20525



Frequency (MHz)	Result (dBm)	Factor (dB)	PK Limit (dBm)	Over Limit (dB)	Table (o)	ANT	EUT	Verdict
837.816	-47.96	2.20	-13.0	-34.96	224.00	Horizontal	Horizontal	N/A
883.309	-39.59	2.78	-13.0	-26.59	140.00	Horizontal	Horizontal	N/A
1676.000	-23.80	-4.59	-13.0	-10.80	0.00	Horizontal	Horizontal	Pass
2513.400	-41.31	-0.11	-13.0	-28.31	86.00	Horizontal	Horizontal	Pass
3346.200	-46.06	3.56	-13.0	-33.06	282.00	Horizontal	Horizontal	Pass
4184.000	-43.15	5.29	-13.0	-30.15	80.00	Horizontal	Horizontal	Pass

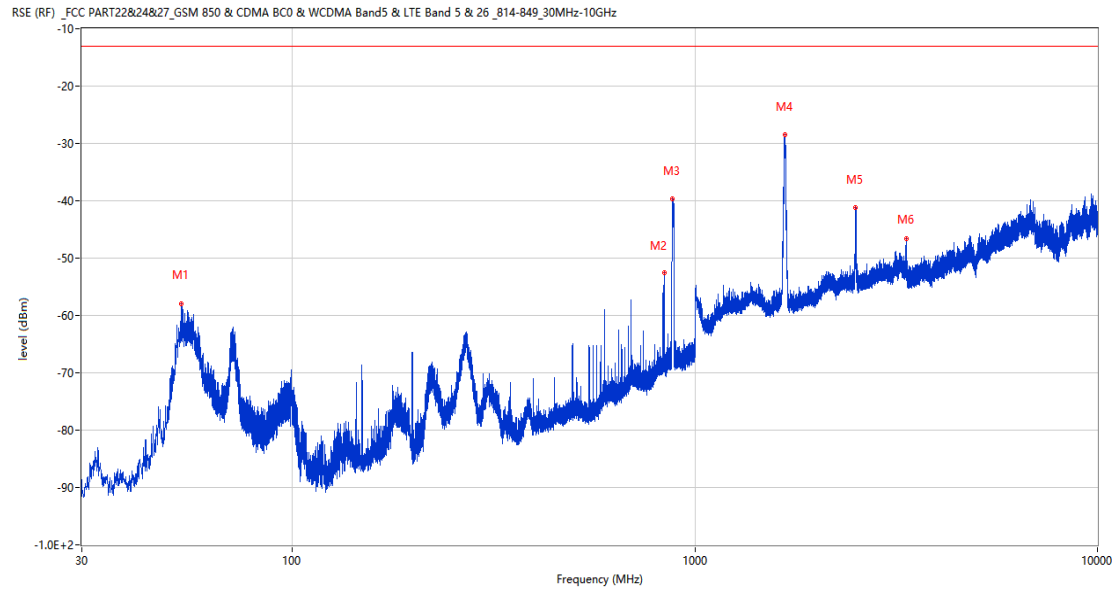
RSE-V&H LTE Band 5 BW5 CH20525



Frequency (MHz)	Result (dBm)	Factor (dB)	PK Limit (dBm)	Over Limit (dB)	Table (o)	ANT	EUT	Verdict
53.523	-49.54	-14.88	-13.0	-36.54	70.00	Vertical	Horizontal	Pass
837.913	-52.99	2.20	-13.0	-39.99	166.00	Vertical	Horizontal	N/A
881.708	-43.40	2.74	-13.0	-30.40	12.00	Vertical	Horizontal	N/A
1670.000	-20.79	-4.25	-13.0	-7.79	108.00	Vertical	Horizontal	Pass
2509.000	-32.15	-0.05	-13.0	-19.15	141.00	Vertical	Horizontal	Pass
3346.800	-47.49	3.53	-13.0	-34.49	86.00	Vertical	Horizontal	Pass

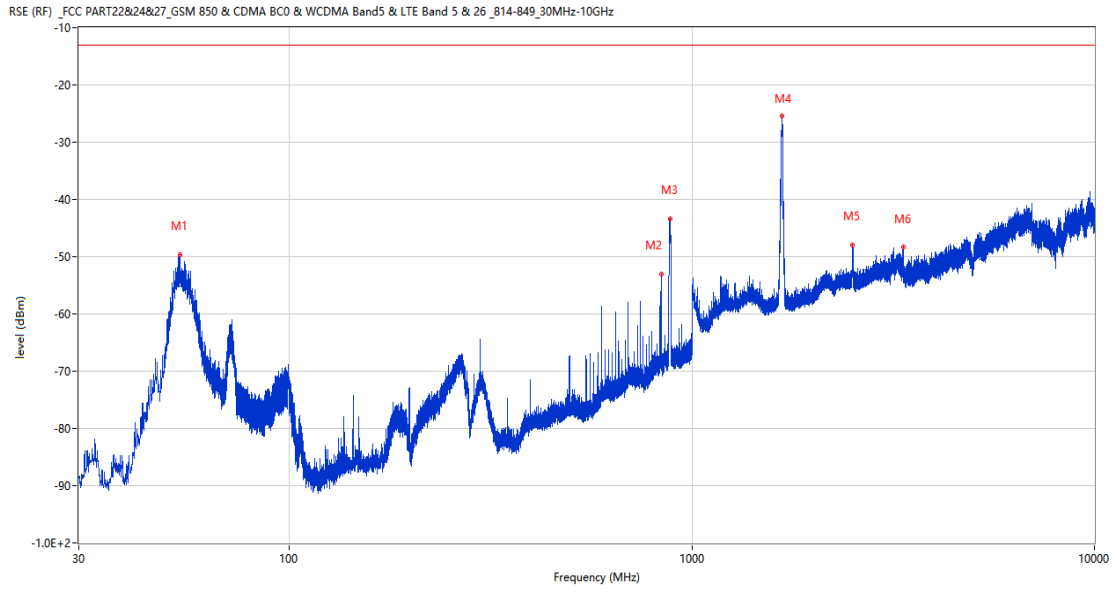
9.4 LTE Band 5 BW10, Middle Channel

RSE-H&H LTE Band 5 BW10 CH20525



Frequency (MHz)	Result (dBm)	Factor (dB)	PK Limit (dBm)	Over Limit (dB)	Table (o)	ANT	EUT	Verdict
53.086	-57.99	-14.92	-13.0	-44.99	177.00	Horizontal	Horizontal	Pass
839.368	-52.51	2.22	-13.0	-39.51	218.00	Horizontal	Horizontal	N/A
878.604	-39.71	2.61	-13.0	-26.71	142.00	Horizontal	Horizontal	N/A
1673.200	-28.53	-4.47	-13.0	-15.53	148.00	Horizontal	Horizontal	Pass
2509.300	-41.24	-0.07	-13.0	-28.24	108.00	Horizontal	Horizontal	Pass
3346.000	-46.64	3.57	-13.0	-33.64	283.00	Horizontal	Horizontal	Pass

RSE-V&H LTE Band 5 BW10 CH20525

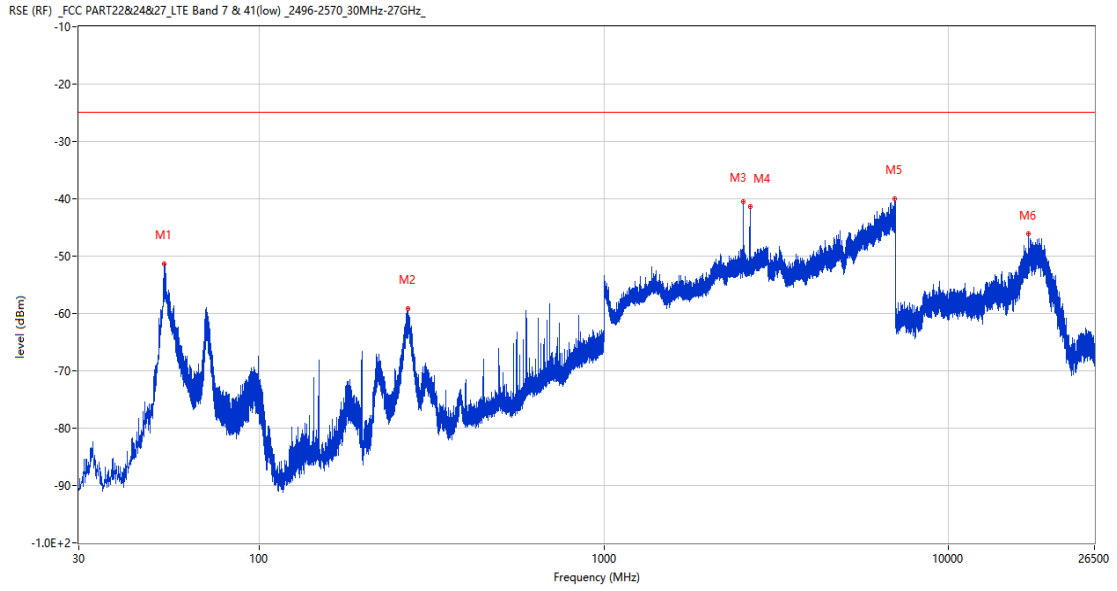


Frequency (MHz)	Result (dBm)	Factor (dB)	PK Limit (dBm)	Over Limit (dB)	Table (o)	ANT	EUT	Verdict
53.523	-49.67	-14.88	-13.0	-36.67	64.00	Vertical	Horizontal	Pass
839.417	-53.00	2.22	-13.0	-40.00	213.00	Vertical	Horizontal	N/A
882.097	-43.43	2.78	-13.0	-30.43	361.00	Vertical	Horizontal	N/A
1673.300	-25.34	-4.46	-13.0	-12.34	19.00	Vertical	Horizontal	Pass
2503.500	-47.95	-0.16	-13.0	-34.95	117.00	Vertical	Horizontal	Pass
3346.000	-48.33	3.57	-13.0	-35.33	77.00	Vertical	Horizontal	Pass

10 LTE Band 7

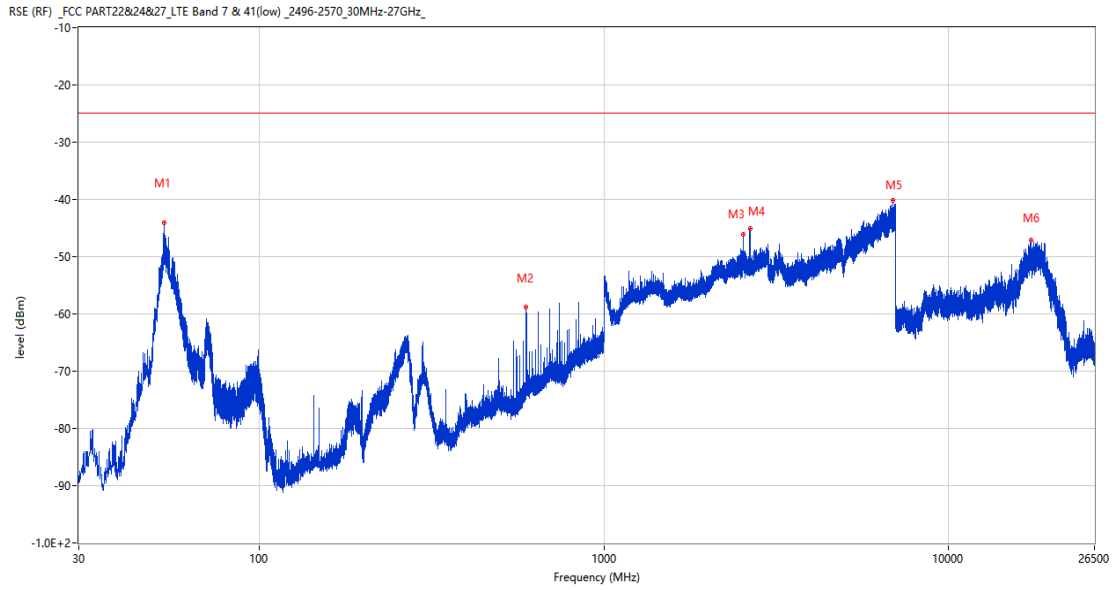
10.1 LTE Band 7 BW5, Middle Channel

RSE-H&H LTE Band 7 BW5 CH21100



Frequency (MHz)	Result (dBm)	Factor (dB)	PK Limit (dBm)	Over Limit (dB)	Table (o)	ANT	EUT	Verdict
53.183	-51.28	-14.66	-25.0	-26.28	160.00	Horizontal	Horizontal	Pass
269.736	-59.15	-12.82	-25.0	-34.15	170.00	Horizontal	Horizontal	Pass
2533.600	-40.56	3.57	-25.0	-15.56	108.00	Horizontal	Horizontal	N/A
2654.400	-41.44	2.53	-25.0	-16.44	73.00	Horizontal	Horizontal	N/A
6992.400	-40.05	13.92	-25.0	-15.05	233.00	Horizontal	Horizontal	Pass
17087.813	-46.10	10.08	-25.0	-21.10	4.00	Horizontal	Horizontal	Pass

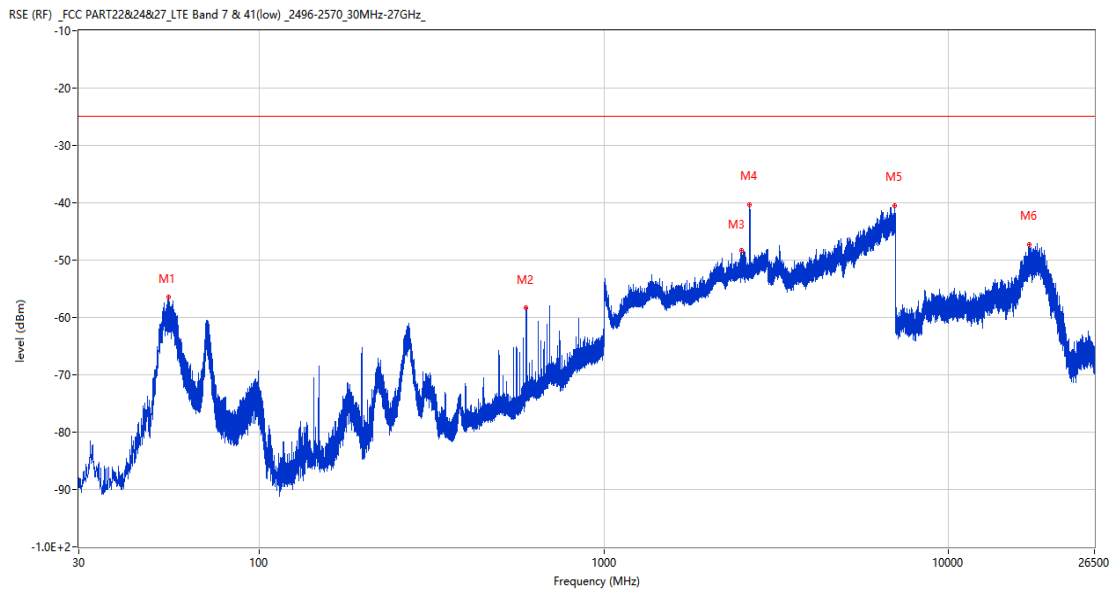
RSE-V&H LTE Band 7 BW5 CH21100



Frequency (MHz)	Result (dBm)	Factor (dB)	PK Limit (dBm)	Over Limit (dB)	Table (o)	ANT	EUT	Verdict
53.135	-44.12	-14.66	-25.0	-19.12	0.00	Vertical	Horizontal	Pass
595.753	-58.82	-3.10	-25.0	-33.82	156.00	Vertical	Horizontal	Pass
2533.100	-46.14	3.56	-25.0	-21.14	92.00	Vertical	Horizontal	N/A
2653.200	-45.03	2.59	-25.0	-20.03	89.00	Vertical	Horizontal	N/A
6910.600	-40.12	12.17	-25.0	-15.12	175.00	Vertical	Horizontal	Pass
17357.662	-47.18	10.52	-25.0	-22.18	256.00	Vertical	Horizontal	Pass

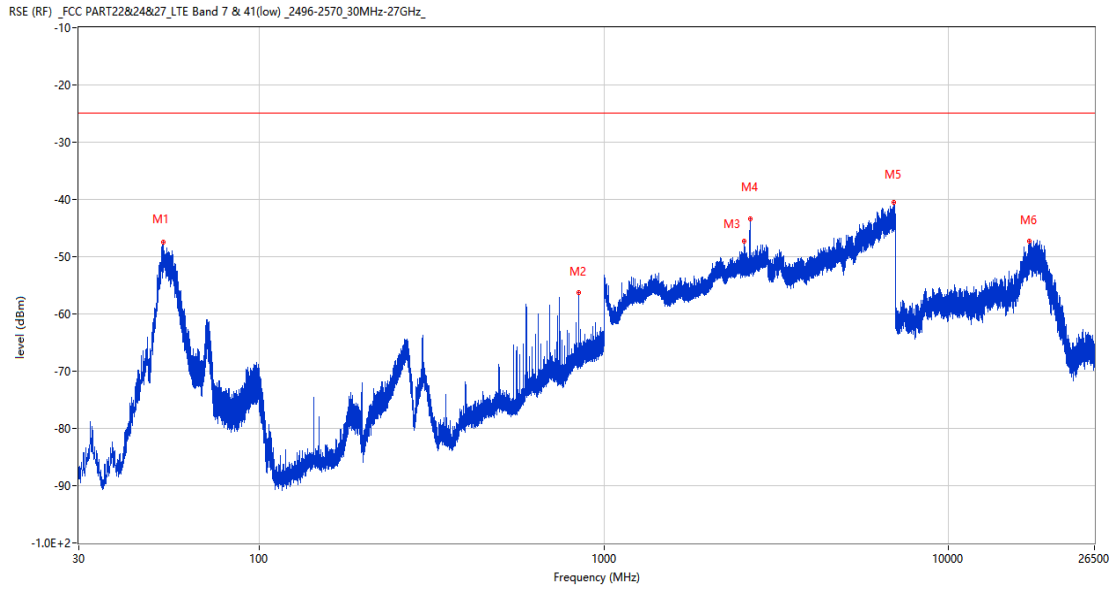
10.2 LTE Band 7 BW10, Middle Channel

RSE-H&H LTE Band 7 BW10 CH21100



Frequency (MHz)	Result (dBm)	Factor (dB)	PK Limit (dBm)	Over Limit (dB)	Table (o)	ANT	EUT	Verdict
54.492	-56.36	-14.59	-25.0	-31.36	160.00	Horizontal	Horizontal	Pass
596.044	-58.34	-3.06	-25.0	-33.34	293.00	Horizontal	Horizontal	Pass
2504.600	-48.22	3.27	-25.0	-23.22	77.00	Horizontal	Horizontal	N/A
2652.100	-40.26	2.63	-25.0	-15.26	71.00	Horizontal	Horizontal	N/A
6996.400	-40.44	13.86	-25.0	-15.44	220.00	Horizontal	Horizontal	Pass
17113.538	-47.25	10.18	-25.0	-22.25	242.00	Horizontal	Horizontal	Pass

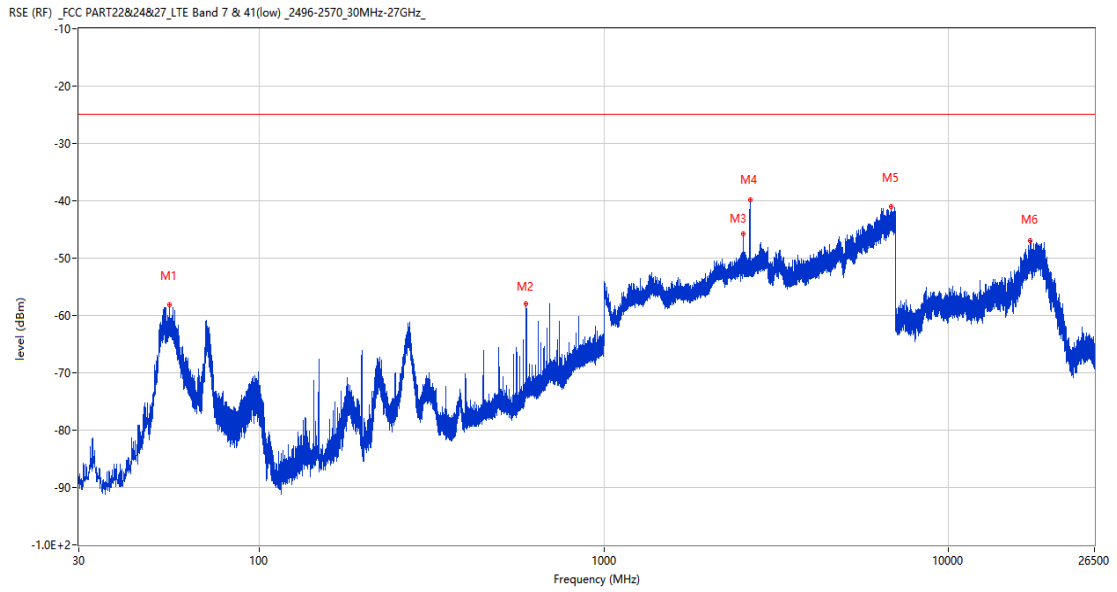
RSE-V&H LTE Band 7 BW10 CH21100



Frequency (MHz)	Result (dBm)	Factor (dB)	PK Limit (dBm)	Over Limit (dB)	Table (o)	ANT	EUT	Verdict
52.601	-47.45	-14.69	-25.0	-22.45	0.00	Vertical	Horizontal	Pass
844.460	-56.35	2.63	-25.0	-31.35	23.00	Vertical	Horizontal	Pass
2546.500	-47.37	3.70	-25.0	-22.37	325.00	Vertical	Horizontal	N/A
2656.500	-43.47	2.54	-25.0	-18.47	90.00	Vertical	Horizontal	N/A
6938.400	-40.52	12.74	-25.0	-15.52	4.00	Vertical	Horizontal	Pass
17192.550	-47.34	9.50	-25.0	-22.34	358.00	Vertical	Horizontal	Pass

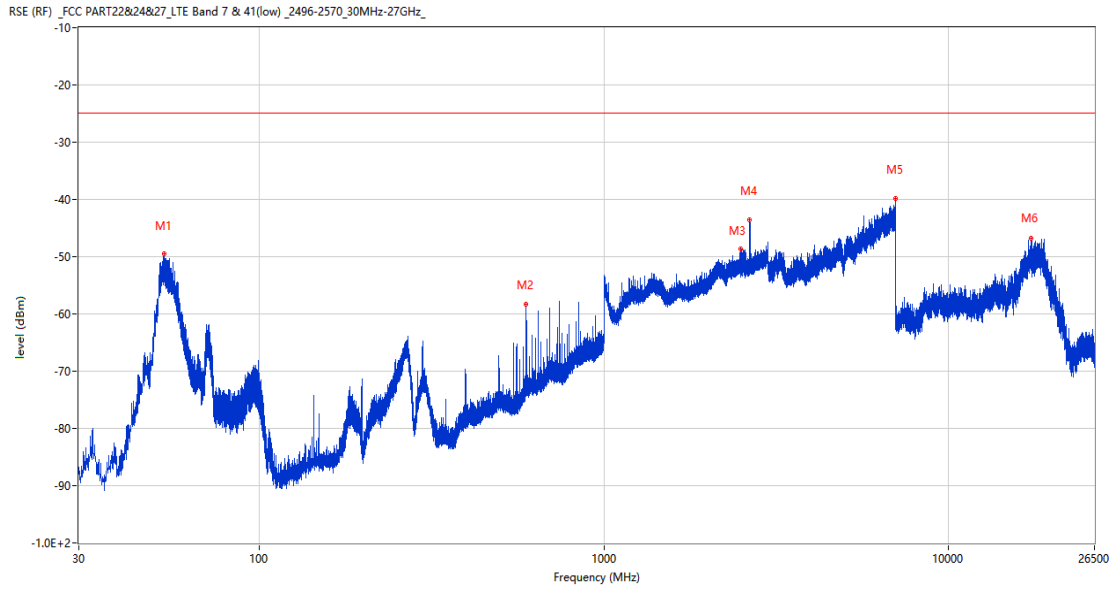
10.3 LTE Band 7 BW15, Middle Channel

RSE-H&H LTE Band 7 BW15 CH21100



Frequency (MHz)	Result (dBm)	Factor (dB)	PK Limit (dBm)	Over Limit (dB)	Table (o)	ANT	EUT	Verdict
54.977	-58.10	-14.60	-25.0	-33.10	150.00	Horizontal	Horizontal	Pass
595.995	-57.92	-3.07	-25.0	-32.92	283.00	Horizontal	Horizontal	Pass
2539.500	-45.72	3.63	-25.0	-20.72	101.00	Horizontal	Horizontal	N/A
2659.300	-39.82	2.50	-25.0	-14.82	64.00	Horizontal	Horizontal	N/A
6810.600	-41.02	13.17	-25.0	-16.02	41.00	Horizontal	Horizontal	Pass
17266.051	-46.93	11.32	-25.0	-21.93	302.00	Horizontal	Horizontal	Pass

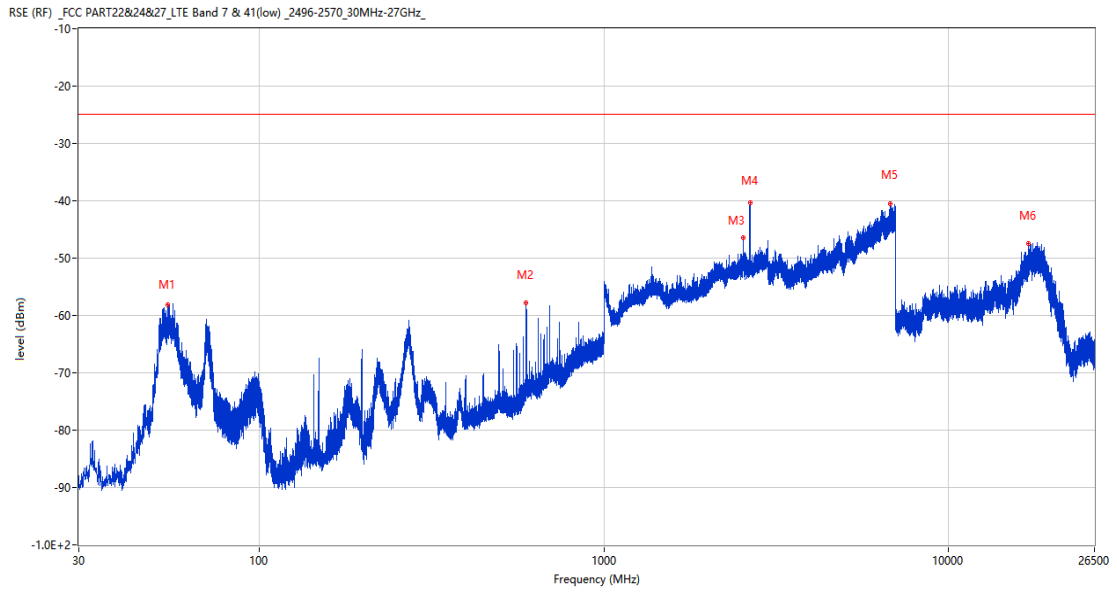
RSE-V&H LTE Band 7 BW15 CH21100



Frequency (MHz)	Result (dBm)	Factor (dB)	PK Limit (dBm)	Over Limit (dB)	Table (o)	ANT	EUT	Verdict
53.086	-49.52	-14.67	-25.0	-24.52	63.00	Vertical	Horizontal	Pass
595.849	-58.28	-3.09	-25.0	-33.28	170.00	Vertical	Horizontal	Pass
2487.200	-48.61	3.07	-25.0	-23.61	351.00	Vertical	Horizontal	N/A
2651.200	-43.51	2.57	-25.0	-18.51	103.00	Vertical	Horizontal	N/A
6999.600	-39.82	13.92	-25.0	-14.82	152.00	Vertical	Horizontal	Pass
17351.625	-46.76	10.62	-25.0	-21.76	212.00	Vertical	Horizontal	Pass

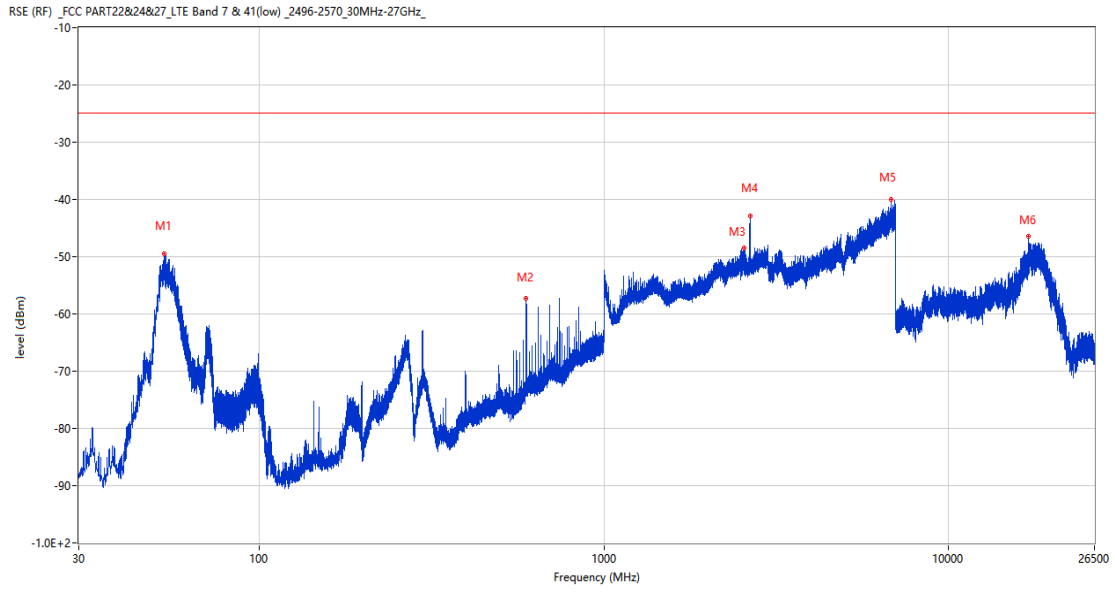
10.4 LTE Band 7 BW20, Middle Channel

RSE-H&H LTE Band 7 BW20 CH21100



Frequency (MHz)	Result (dBm)	Factor (dB)	PK Limit (dBm)	Over Limit (dB)	Table (o)	ANT	EUT	Verdict
54.444	-58.16	-14.59	-25.0	-33.16	137.00	Horizontal	Horizontal	Pass
595.946	-57.86	-3.07	-25.0	-32.86	277.00	Horizontal	Horizontal	Pass
2539.900	-46.51	3.63	-25.0	-21.51	122.00	Horizontal	Horizontal	N/A
2653.700	-40.36	2.56	-25.0	-15.36	69.00	Horizontal	Horizontal	N/A
6777.800	-40.51	12.78	-25.0	-15.51	345.00	Horizontal	Horizontal	Pass
17044.500	-47.52	9.71	-25.0	-22.52	243.00	Horizontal	Horizontal	Pass

RSE-V&H LTE Band 7 BW20 CH21100

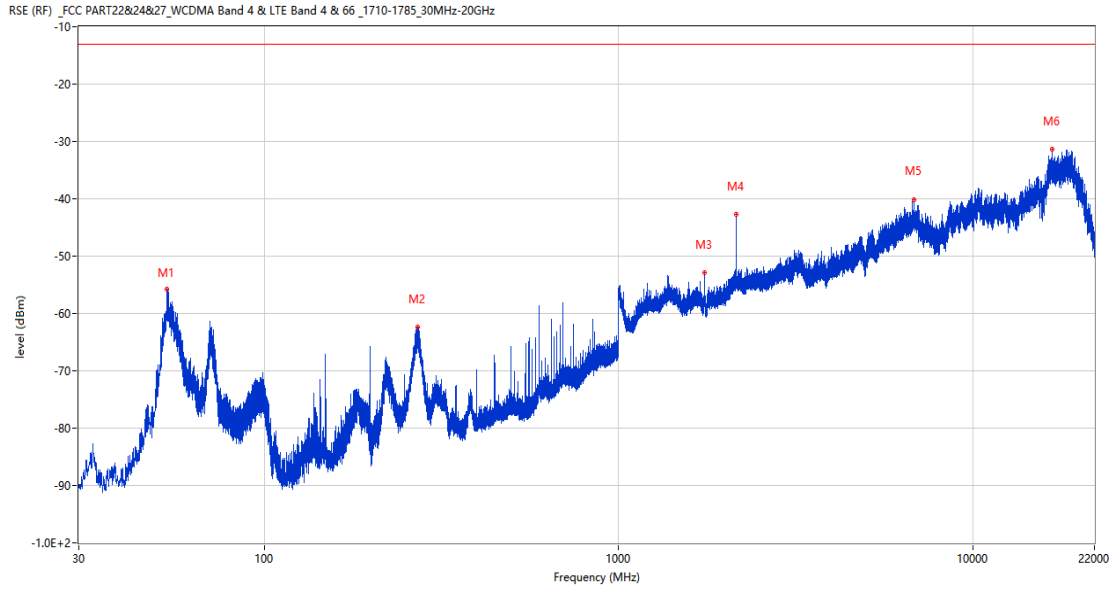


Frequency (MHz)	Result (dBm)	Factor (dB)	PK Limit (dBm)	Over Limit (dB)	Table (o)	ANT	EUT	Verdict
53.086	-49.58	-14.67	-25.0	-24.58	74.00	Vertical	Horizontal	Pass
596.044	-57.31	-3.06	-25.0	-32.31	165.00	Vertical	Horizontal	Pass
2555.100	-48.52	3.80	-25.0	-23.52	343.00	Vertical	Horizontal	N/A
2657.800	-42.80	2.53	-25.0	-17.80	89.00	Vertical	Horizontal	N/A
6809.200	-39.96	13.09	-25.0	-14.96	182.00	Vertical	Horizontal	Pass
17058.938	-46.44	9.94	-25.0	-21.44	103.00	Vertical	Horizontal	Pass

11 LTE Band 66

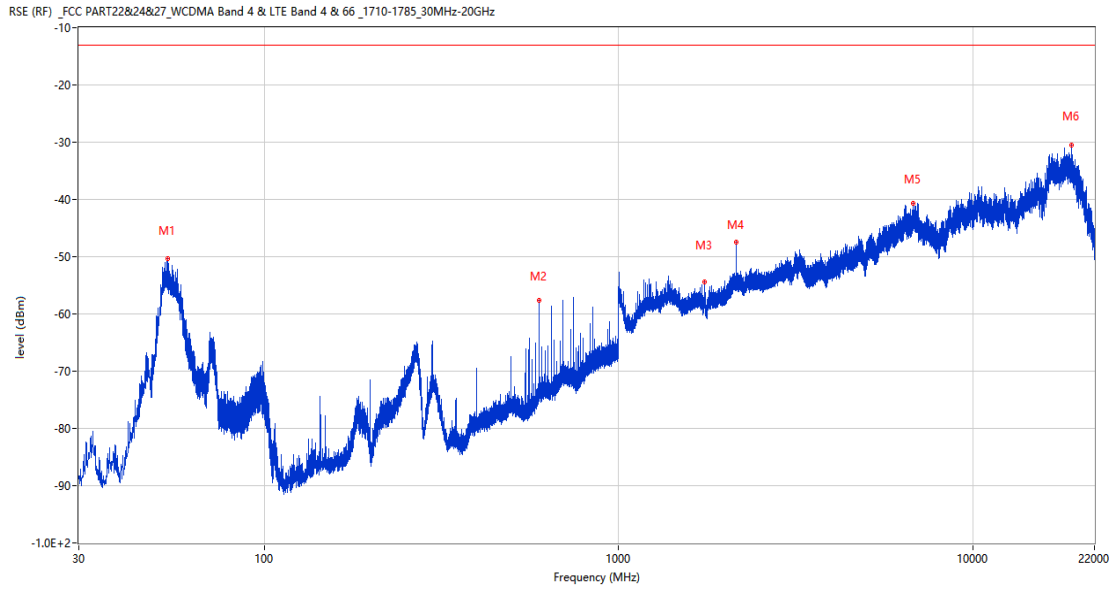
11.1 LTE Band 66 BW1.4, Middle Channel

RSE-H&H LTE Band 66 BW1.4 CH132322



Frequency (MHz)	Result (dBm)	Factor (dB)	PK Limit (dBm)	Over Limit (dB)	Table (o)	ANT	EUT	Verdict
53.086	-55.81	-14.98	-13.0	-42.81	158.00	Horizontal	Horizontal	Pass
270.996	-62.46	-13.44	-13.0	-49.46	158.00	Horizontal	Horizontal	Pass
1745.400	-52.87	-3.50	-13.0	-39.87	316.00	Horizontal	Horizontal	N/A
2145.000	-42.74	-1.07	-13.0	-29.74	225.00	Horizontal	Horizontal	N/A
6799.800	-40.10	13.16	-13.0	-27.10	37.00	Horizontal	Horizontal	Pass
16699.750	-31.37	26.19	-13.0	-18.37	360.00	Horizontal	Horizontal	Pass

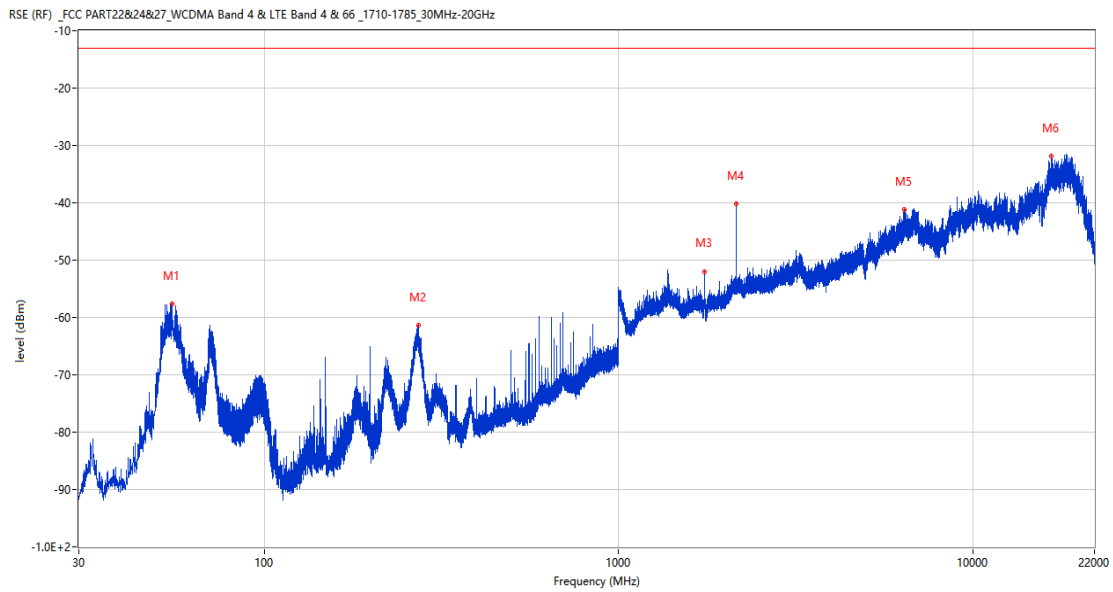
RSE-V&H LTE Band 66 BW1.4 CH132322



Frequency (MHz)	Result (dBm)	Factor (dB)	PK Limit (dBm)	Over Limit (dB)	Table (o)	ANT	EUT	Verdict
53.523	-50.39	-14.93	-13.0	-37.39	73.00	Vertical	Horizontal	Pass
595.995	-57.56	-4.07	-13.0	-44.56	174.00	Vertical	Horizontal	Pass
1745.000	-54.35	-3.50	-13.0	-41.35	240.00	Vertical	Horizontal	N/A
2145.300	-47.40	-1.10	-13.0	-34.40	80.00	Vertical	Horizontal	N/A
6779.600	-40.64	12.66	-13.0	-27.64	122.00	Vertical	Horizontal	Pass
18934.551	-30.51	25.07	-13.0	-17.51	268.00	Vertical	Horizontal	Pass

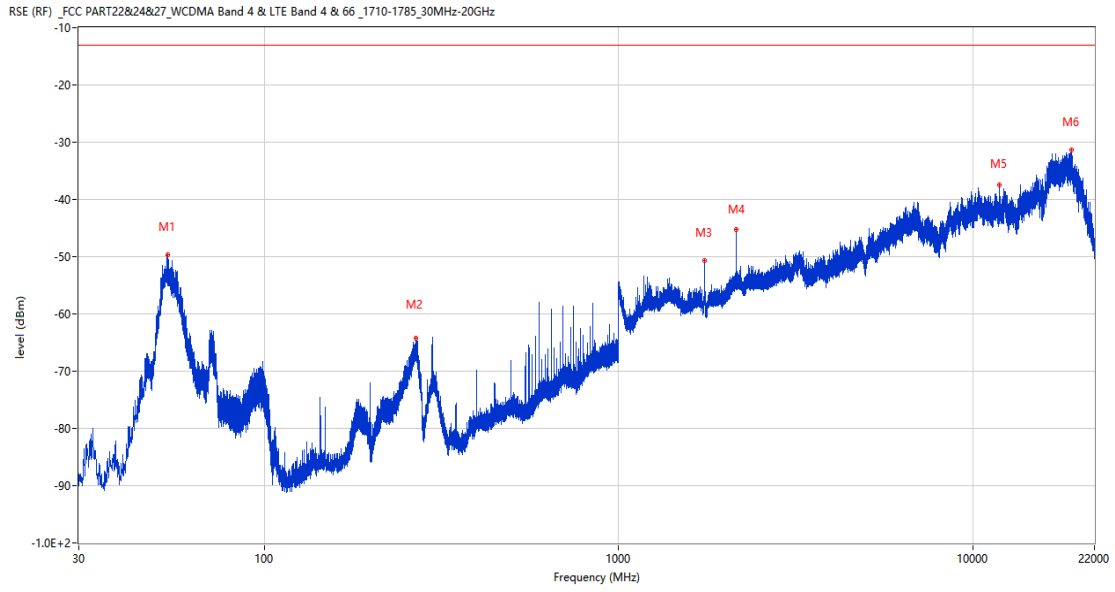
11.2 LTE Band 66 BW3, Middle Channel

RSE-H&H LTE Band 66 BW3 CH132322



Frequency (MHz)	Result (dBm)	Factor (dB)	PK Limit (dBm)	Over Limit (dB)	Table (o)	ANT	EUT	Verdict
54.929	-57.69	-14.86	-13.0	-44.69	140.00	Horizontal	Horizontal	Pass
272.452	-61.38	-13.36	-13.0	-48.38	295.00	Horizontal	Horizontal	Pass
1743.900	-52.04	-3.48	-13.0	-39.04	309.00	Horizontal	Horizontal	N/A
2145.400	-40.24	-1.11	-13.0	-27.24	348.00	Horizontal	Horizontal	N/A
6400.600	-41.21	11.72	-13.0	-28.21	206.00	Horizontal	Horizontal	Pass
16627.599	-31.94	25.51	-13.0	-18.94	312.00	Horizontal	Horizontal	Pass

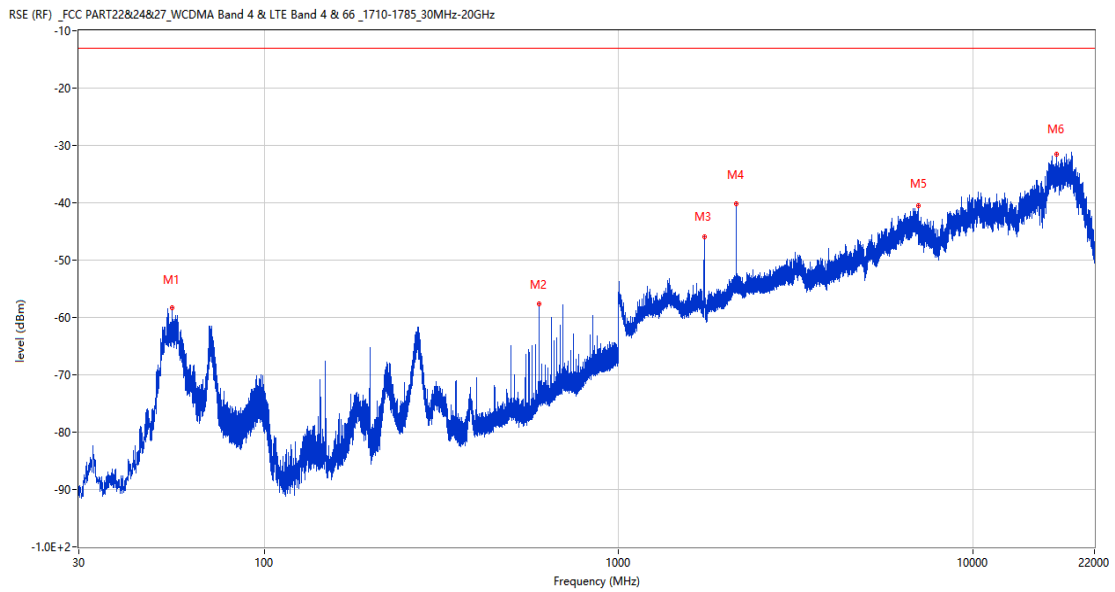
RSE-V&H LTE Band 66 BW3 CH132322



Frequency (MHz)	Result (dBm)	Factor (dB)	PK Limit (dBm)	Over Limit (dB)	Table (o)	ANT	EUT	Verdict
53.523	-49.74	-14.93	-13.0	-36.74	0.00	Vertical	Horizontal	Pass
268.184	-64.27	-13.67	-13.0	-51.27	36000	Vertical	Horizontal	Pass
1744.200	-50.76	-3.48	-13.0	-37.76	71.00	Vertical	Horizontal	N/A
2144.700	-45.34	-1.05	-13.0	-32.34	343.00	Vertical	Horizontal	N/A
11847.537	-37.42	17.84	-13.0	-24.42	360.00	Vertical	Horizontal	Pass
18935.474	-31.43	25.07	-13.0	-18.43	89.00	Vertical	Horizontal	Pass

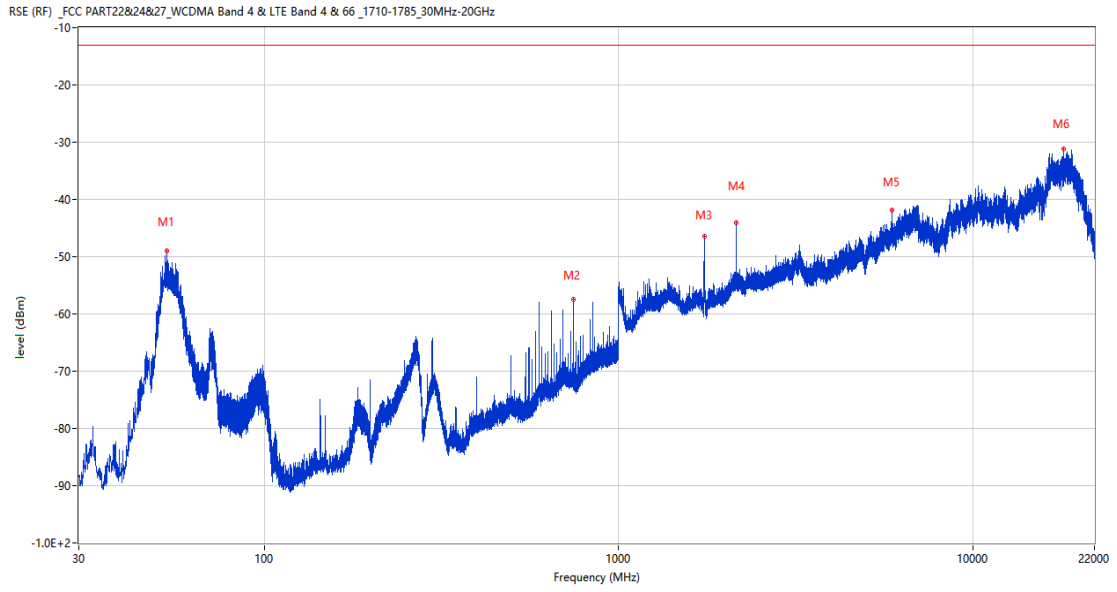
11.3 LTE Band 66 BW5, Middle Channel

RSE-H&H LTE Band 66 BW5 CH132322



Frequency (MHz)	Result (dBm)	Factor (dB)	PK Limit (dBm)	Over Limit (dB)	Table (o)	ANT	EUT	Verdict
54.929	-58.26	-14.86	-13.0	-45.26	162.00	Horizontal	Horizontal	Pass
595.898	-57.68	-4.08	-13.0	-44.68	282.00	Horizontal	Horizontal	Pass
1747.300	-45.93	-3.53	-13.0	-32.93	308.00	Horizontal	Horizontal	N/A
2146.500	-40.24	-1.20	-13.0	-27.24	335.00	Horizontal	Horizontal	N/A
6998.200	-40.56	13.95	-13.0	-27.56	84.00	Horizontal	Horizontal	Pass
17212.199	-31.51	25.41	-13.0	-18.51	72.00	Horizontal	Horizontal	Pass

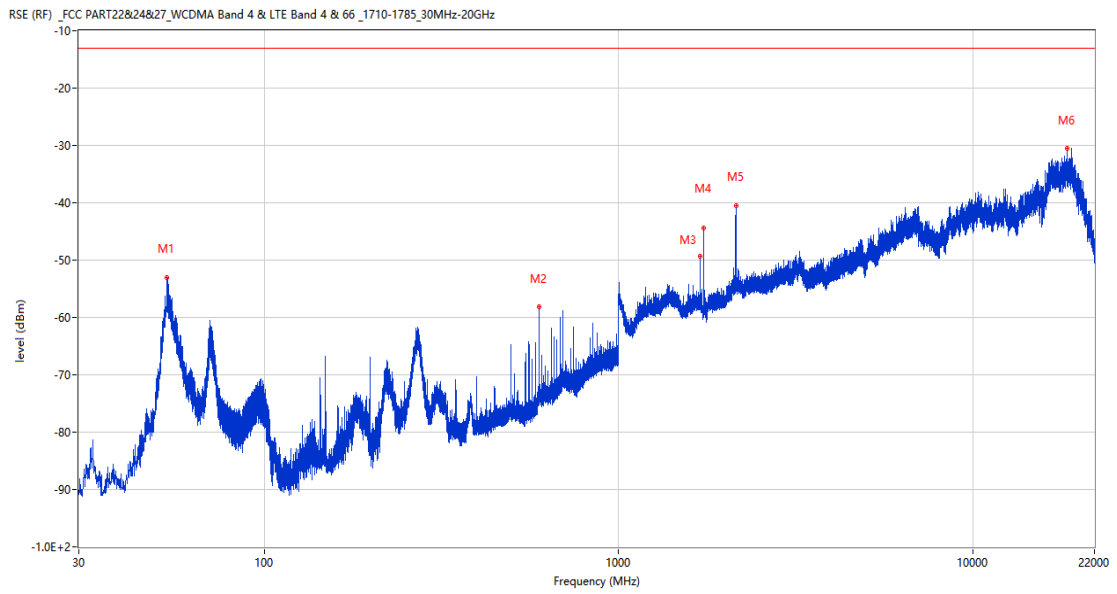
RSE-V&H LTE Band 66 BW5 CH132322



Frequency (MHz)	Result (dBm)	Factor (dB)	PK Limit (dBm)	Over Limit (dB)	Table (o)	ANT	EUT	Verdict
53.086	-48.90	-14.98	-13.0	-35.90	56.00	Vertical	Horizontal	Pass
745.036	-57.52	-1.45	-13.0	-44.52	158.00	Vertical	Horizontal	Pass
1746.900	-47.85	-3.52	-13.0	-34.85	27.00	Vertical	Horizontal	N/A
2146.200	-44.08	-1.18	-13.0	-31.08	131.00	Vertical	Horizontal	N/A
5899.200	-41.90	9.69	-13.0	-28.90	289.00	Vertical	Horizontal	Pass
17965.613	-31.20	25.41	-13.0	-18.20	116.00	Vertical	Horizontal	Pass

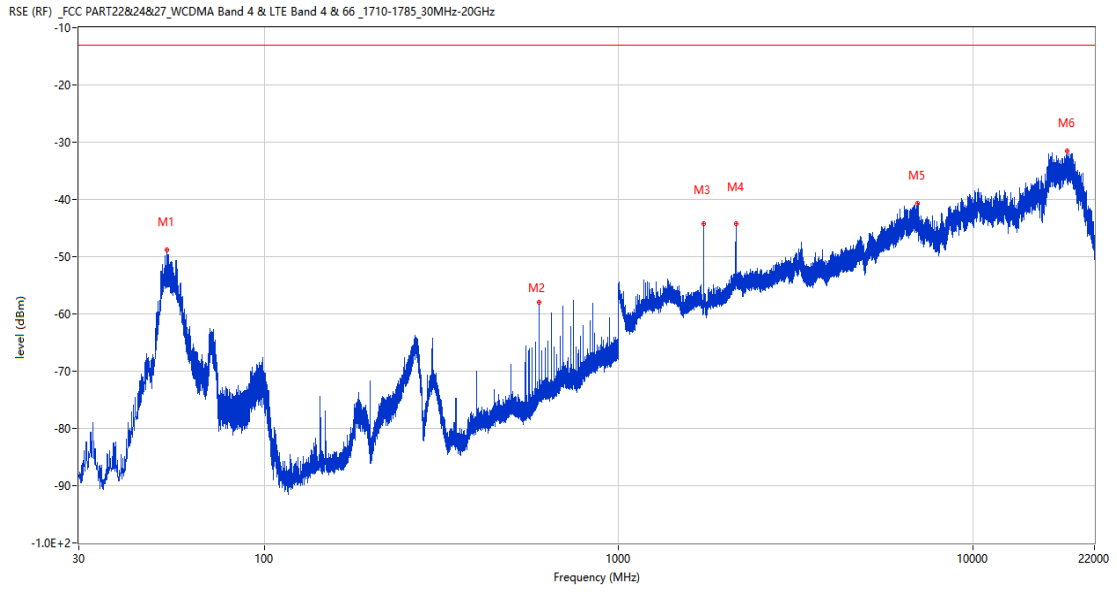
11.4 LTE Band 66 BW10, Middle Channel

RSE-H&H LTE Band 66 BW10 CH132322



Frequency (MHz)	Result (dBm)	Factor (dB)	PK Limit (dBm)	Over Limit (dB)	Table (o)	ANT	EUT	Verdict
53.086	-52.98	-14.98	-13.0	-39.98	152.00	Horizontal	Horizontal	Pass
596.044	-58.21	-4.06	-13.0	-45.21	274.00	Horizontal	Horizontal	Pass
1702.000	-49.26	-3.07	-13.0	-36.26	165.00	Horizontal	Horizontal	N/A
1740.800	-44.48	-3.44	-13.0	-31.48	313.00	Horizontal	Horizontal	N/A
2146.200	-40.59	-1.18	-13.0	-27.59	350.00	Horizontal	Horizontal	N/A
18409.150	-30.43	25.36	-13.0	-17.43	123.00	Horizontal	Horizontal	Pass

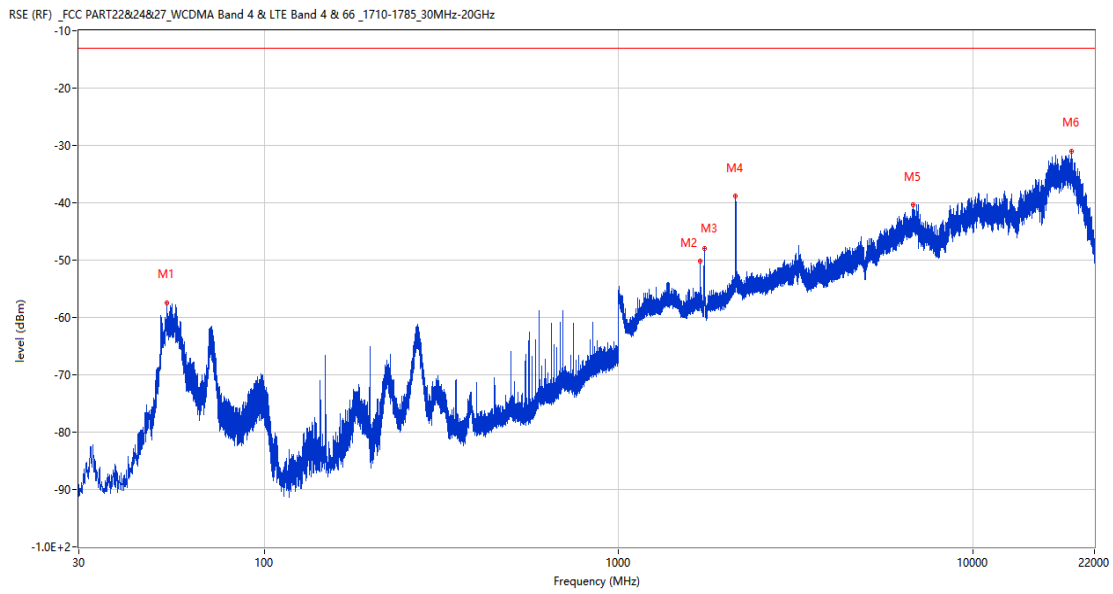
RSE-V&H LTE Band 66 BW10 CH132322



Frequency (MHz)	Result (dBm)	Factor (dB)	PK Limit (dBm)	Over Limit (dB)	Table (o)	ANT	EUT	Verdict
53.086	-48.85	-14.98	-13.0	-35.85	63.00	Vertical	Horizontal	Pass
595.946	-58.01	-4.08	-13.0	-45.01	169.00	Vertical	Horizontal	Pass
1740.700	-44.29	-3.44	-13.0	-31.29	76.00	Vertical	Horizontal	N/A
2148.400	-44.21	-1.08	-13.0	-31.21	87.00	Vertical	Horizontal	N/A
6979.000	-40.73	13.39	-13.0	-27.73	360.00	Vertical	Horizontal	Pass
18388.802	-31.54	25.37	-13.0	-18.54	117.00	Vertical	Horizontal	Pass

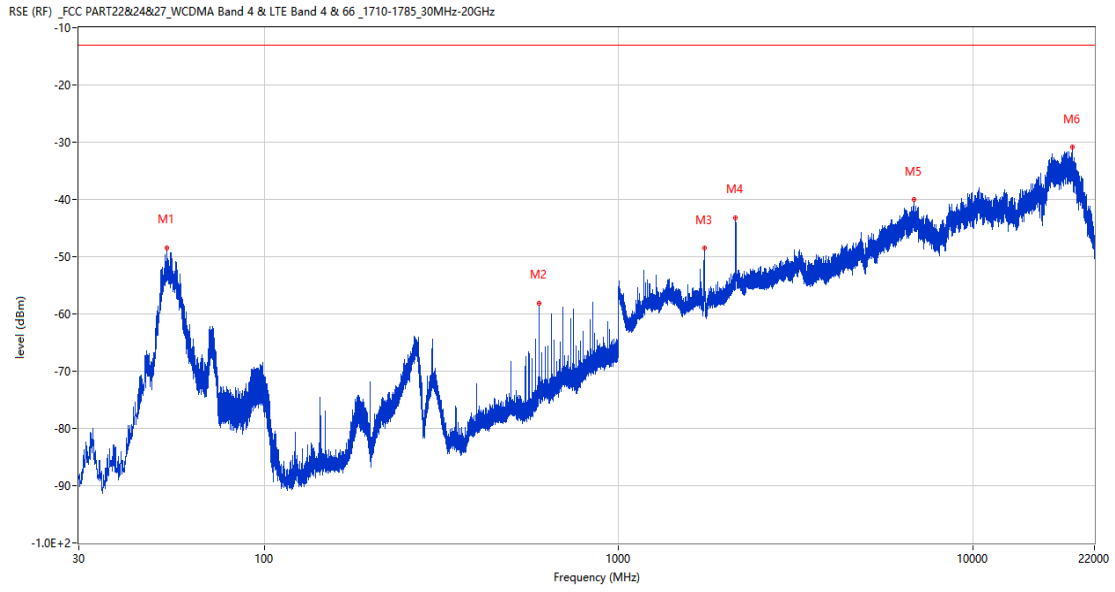
11.5 LTE Band 66 BW15, Middle Channel

RSE-H&H LTE Band 66 BW15 CH132322



Frequency (MHz)	Result (dBm)	Factor (dB)	PK Limit (dBm)	Over Limit (dB)	Table (o)	ANT	EUT	Verdict
53.086	-57.44	-14.98	-13.0	-44.44	155.00	Horizontal	Horizontal	Pass
1702.400	-50.14	-2.93	-13.0	-37.14	294.00	Horizontal	Horizontal	N/A
1748.000	-48.05	-3.53	-13.0	-35.05	352.00	Horizontal	Horizontal	N/A
2139.900	-38.83	-0.98	-13.0	-25.83	340.00	Horizontal	Horizontal	N/A
6771.600	-40.40	12.68	-13.0	-27.40	55.00	Horizontal	Horizontal	Pass
18935.474	-31.01	25.07	-13.0	-18.01	79.00	Horizontal	Horizontal	Pass

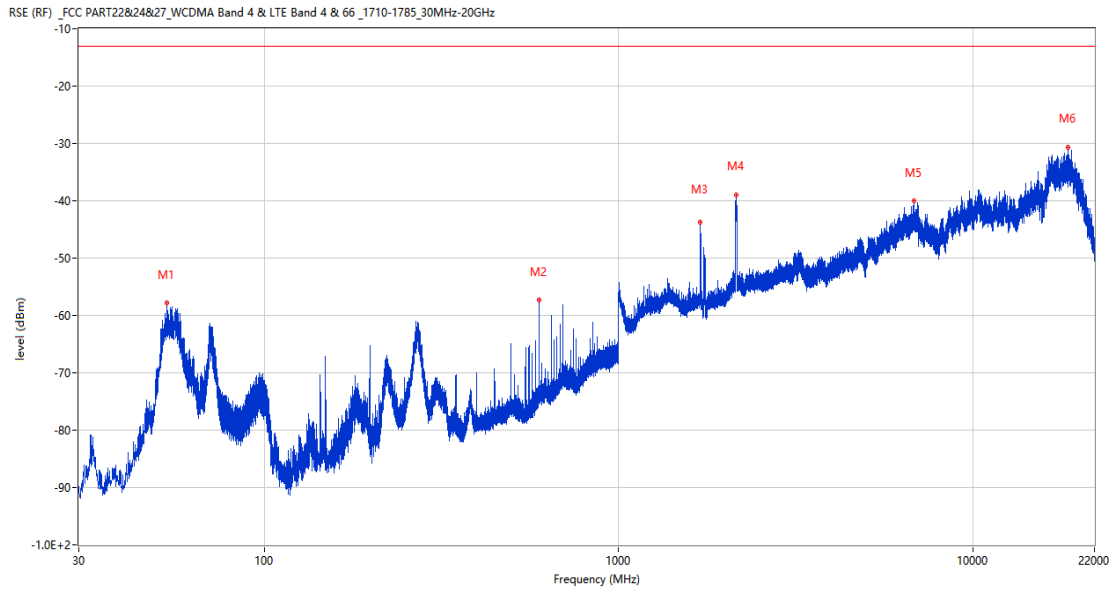
RSE-V&H LTE Band 66 BW15 CH132322



Frequency (MHz)	Result (dBm)	Factor (dB)	PK Limit (dBm)	Over Limit (dB)	Table (o)	ANT	EUT	Verdict
53.086	-48.45	-14.98	-13.0	-35.45	43.00	Vertical	Horizontal	Pass
595.849	-58.07	-4.09	-13.0	-45.07	156.00	Vertical	Horizontal	Pass
1747.800	-48.54	-3.53	-13.0	-35.54	74.00	Vertical	Horizontal	N/A
2140.300	-43.20	-0.98	-13.0	-30.20	103.00	Vertical	Horizontal	N/A
6814.600	-39.94	13.12	-13.0	-26.94	20.00	Vertical	Horizontal	Pass
19052.489	-30.91	25.01	-13.0	-17.91	281.00	Vertical	Horizontal	Pass

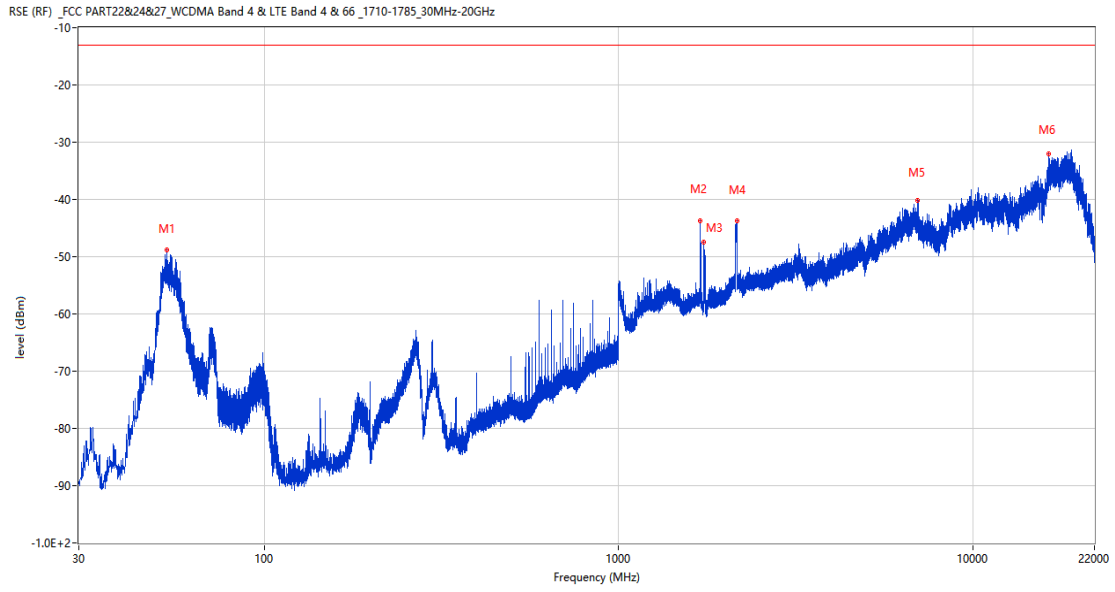
11.6 LTE Band 66 BW20, Middle Channel

RSE-H&H LTE Band 66 BW20 CH132322



Frequency (MHz)	Result (dBm)	Factor (dB)	PK Limit (dBm)	Over Limit (dB)	Table (o)	ANT	EUT	Verdict
53.086	-57.87	-14.98	-13.0	-44.87	146.00	Horizontal	Horizontal	Pass
595.946	-57.37	-4.08	-13.0	-44.37	280.00	Horizontal	Horizontal	Pass
1703.100	-43.65	-2.94	-13.0	-30.65	169.00	Horizontal	Horizontal	N/A
2152.000	-39.00	-1.00	-13.0	-26.00	351.00	Horizontal	Horizontal	N/A
6799.400	-40.00	13.15	-13.0	-27.00	0.00	Horizontal	Horizontal	Pass
18540.036	-30.69	25.29	-13.0	-17.69	346.00	Horizontal	Horizontal	Pass

RSE-V&H LTE Band 66 BW20 CH132322



Frequency (MHz)	Result (dBm)	Factor (dB)	PK Limit (dBm)	Over Limit (dB)	Table (o)	ANT	EUT	Verdict
53.086	-48.78	-14.98	-13.0	-35.78	99.00	Vertical	Horizontal	Pass
1702.200	-43.77	-2.99	-13.0	-30.77	107.00	Vertical	Horizontal	N/A
1737.500	-47.51	-3.40	-13.0	-34.51	71.00	Vertical	Horizontal	N/A
2153.600	-43.78	-0.95	-13.0	-30.78	95.00	Vertical	Horizontal	N/A
6985.000	-40.24	13.63	-13.0	-27.24	69.00	Vertical	Horizontal	Pass
16375.075	-32.09	25.40	-13.0	-19.09	106.00	Vertical	Horizontal	Pass