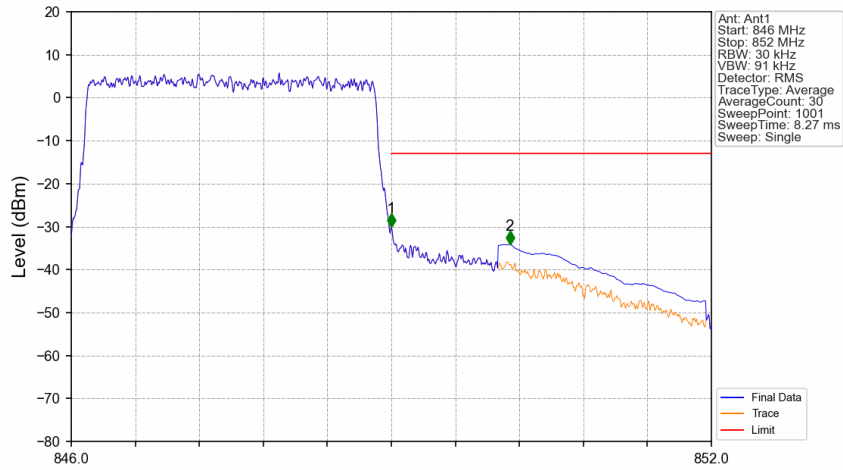
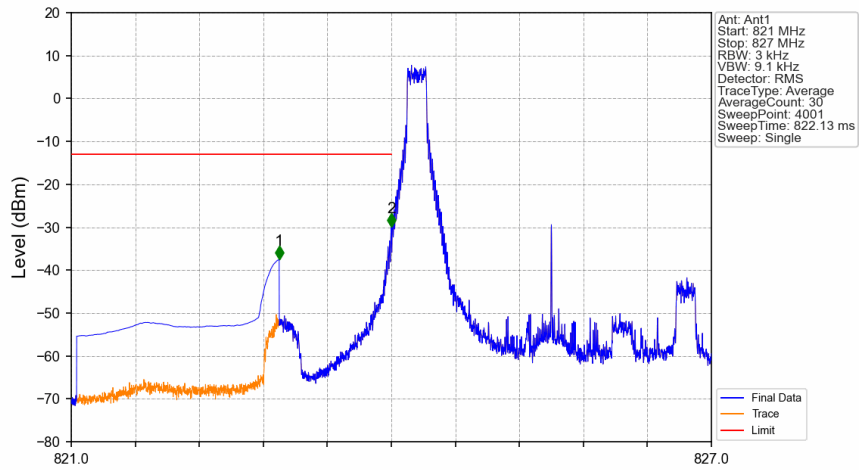


Band5_3MHz_QPSK_HCH_847.5MHz_RB_15_0_NTNV



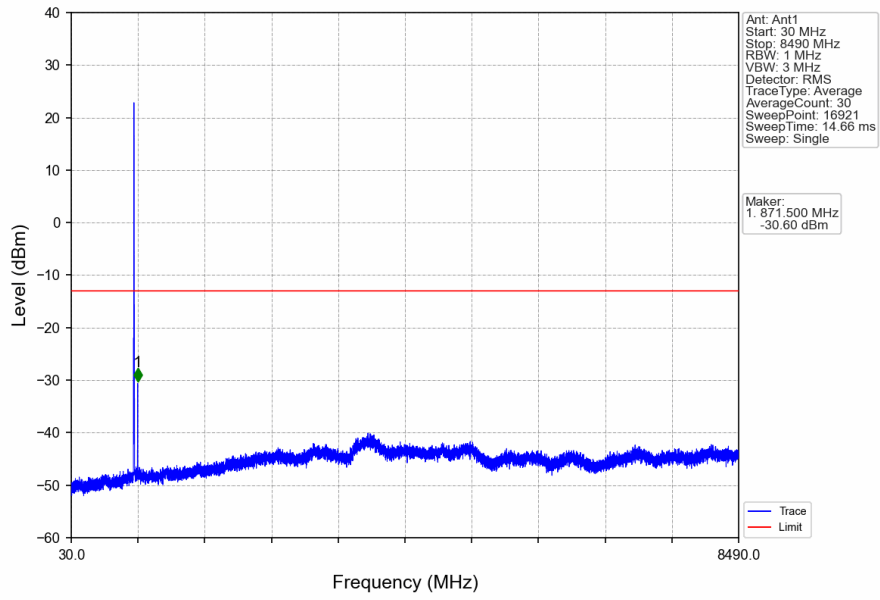
Start (MHz)	Stop (MHz)	RBW (MHz)	Method	Marker No.	Freq (MHz)	Level (dBm)	Limit (dBm)	Result
846	849	0.03	/	/	/	/	/	/
849	850	0.03	/	1	849.000	-30.15	-13	Pass
850	852	0.1	CHP	2	850.110	-34.13	-13	Pass

Band5_3MHz_16QAM_LCH_825.5MHz_RB_1_0_NTNV

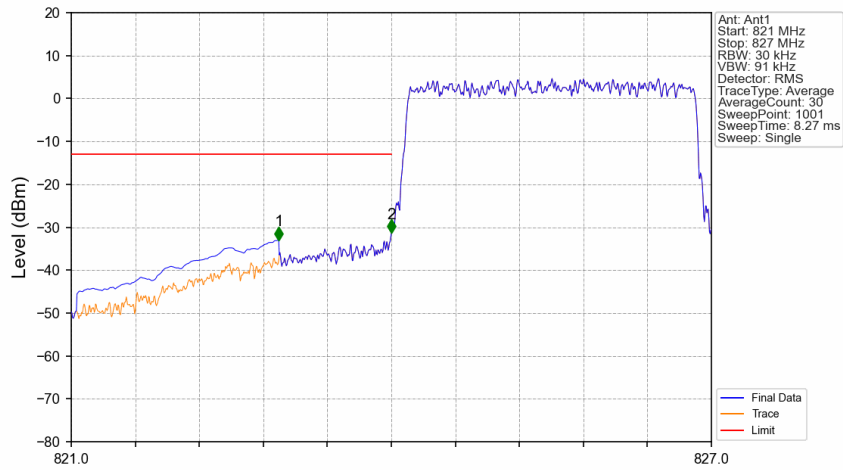


Start (MHz)	Stop (MHz)	RBW (MHz)	Method	Marker No.	Freq (MHz)	Level (dBm)	Limit (dBm)	Result
821	823	0.1	CHP	1	822.948	-37.48	-13	Pass
823	824	0.003	/	2	823.999	-29.98	-13	Pass
824	827	0.003	/	/	/	/	/	/

Band5_3MHz_16QAM_LCH_825.5MHz_RB_1_0_NTNV

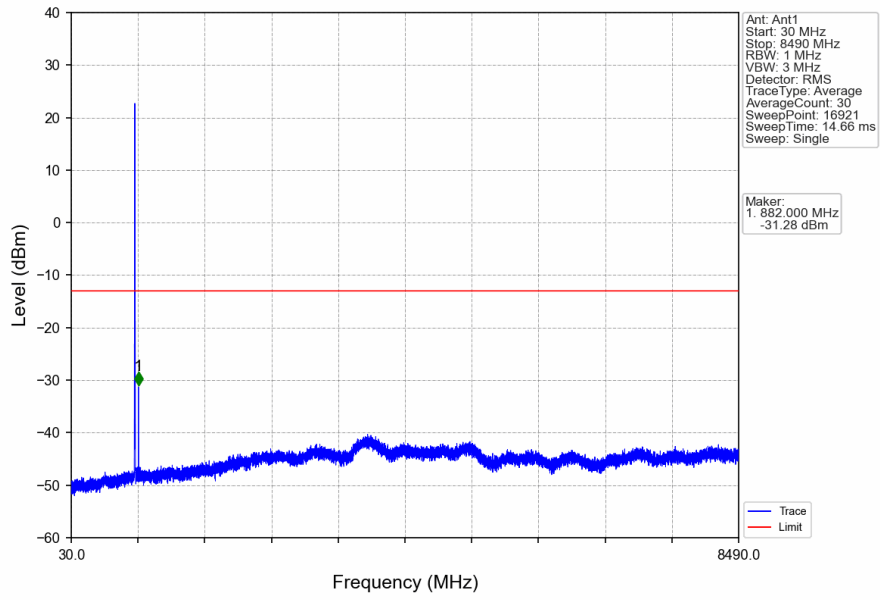


Band5_3MHz_16QAM_LCH_825.5MHz_RB_15_0_NTNV

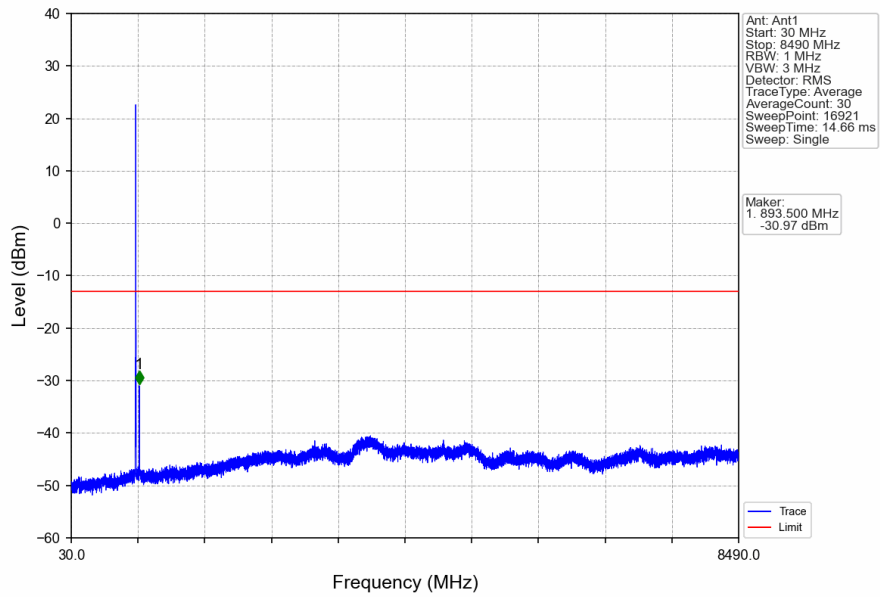


Start (MHz)	Stop (MHz)	RBW (MHz)	Method	Marker No.	Freq (MHz)	Level (dBm)	Limit (dBm)	Result
821	823	0.1	CHP	1	822.944	-33.01	-13	Pass
823	824	0.03	/	2	824.000	-31.29	-13	Pass
824	827	0.03	/	/	/	/	/	/

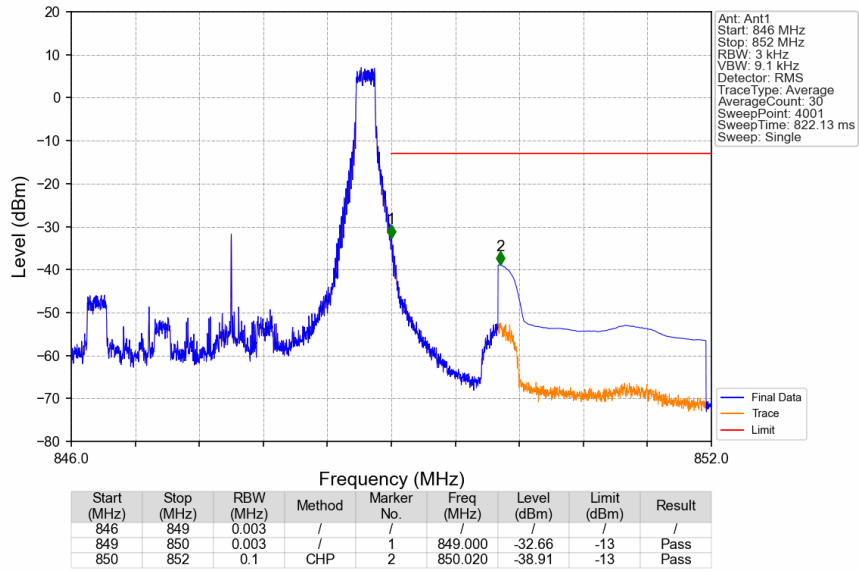
Band5_3MHz_16QAM_MCH_836.5MHz_RB_1_0_NTNV



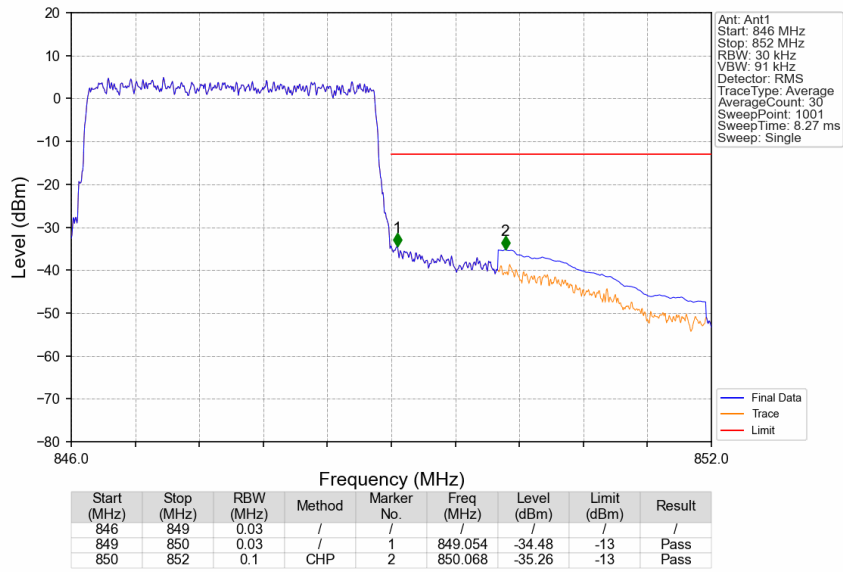
Band5_3MHz_16QAM_HCH_847.5MHz_RB_1_0_NTNV



Band5_3MHz_16QAM_HCH_847.5MHz_RB_1_14_NTNV



Band5_3MHz_16QAM_HCH_847.5MHz_RB_15_0_NTNV

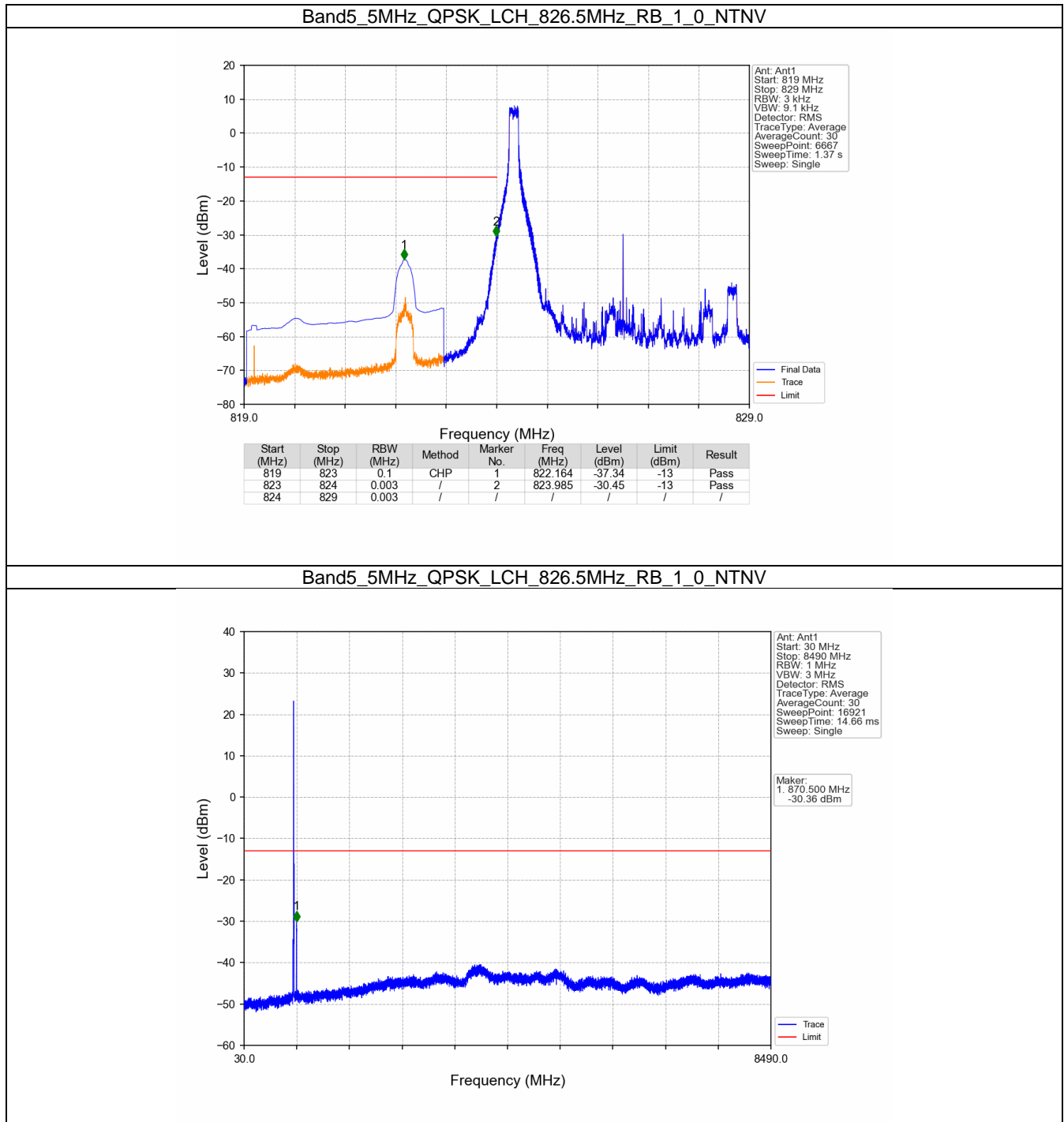


5.3 B5_5MHz

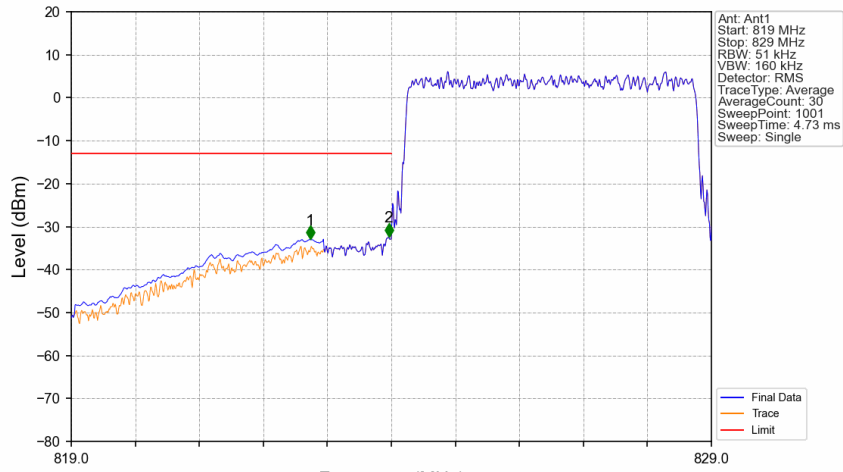
5.3.1 Test Result

Band: 5 / Bandwidth: 5MHz / NTNV						
Modulation	Frequency (MHz)	RB Allocation		Spurious Emission		Verdict
		Size	Offset	Result	Limit	
QPSK	826.5	1	0	Refer To Test Graph		Pass
		25	0	Refer To Test Graph		Pass
	846.5	1	0	Refer To Test Graph		Pass
		1	0	Refer To Test Graph		Pass
			24	Refer To Test Graph		Pass
		25	0	Refer To Test Graph		Pass
16QAM	826.5	1	0	Refer To Test Graph		Pass
		25	0	Refer To Test Graph		Pass
	846.5	1	0	Refer To Test Graph		Pass
		1	0	Refer To Test Graph		Pass
			24	Refer To Test Graph		Pass
		25	0	Refer To Test Graph		Pass

5.3.2 Test Graph

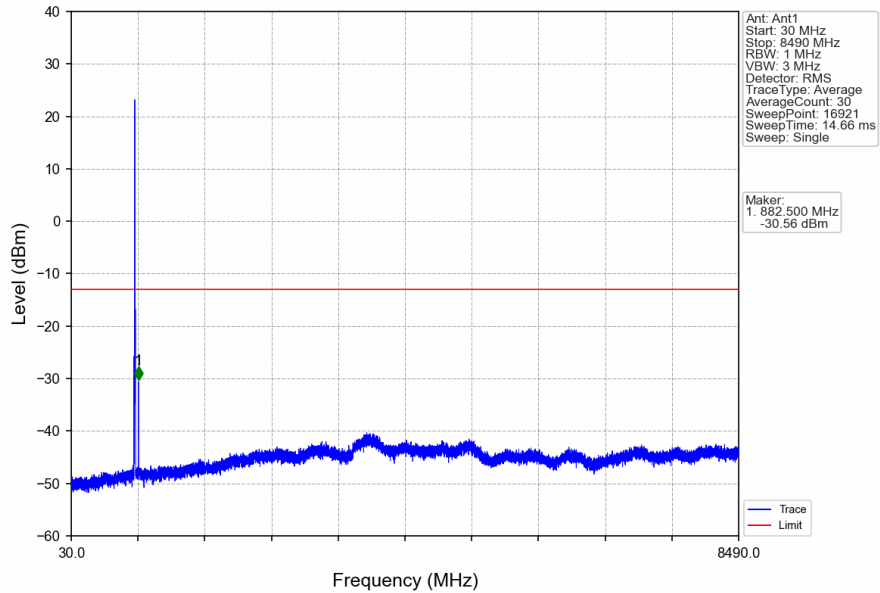


Band5_5MHz_QPSK_LCH_826.5MHz_RB_25_0_NTNV

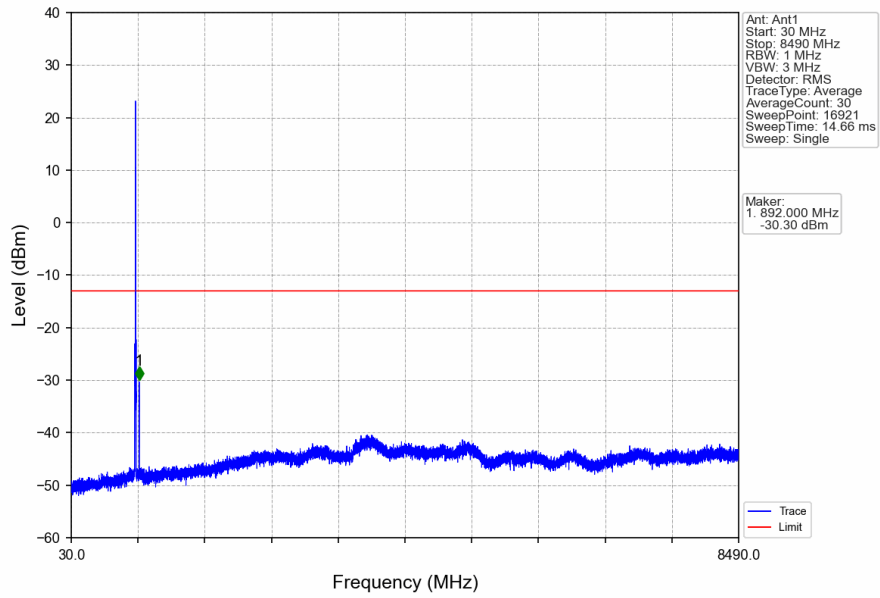


Start (MHz)	Stop (MHz)	RBW (MHz)	Method	Marker No.	Freq (MHz)	Level (dBm)	Limit (dBm)	Result
819	823	0.1	CHP	1	822.730	-32.94	-13	Pass
823	824	0.051	/	2	823.960	-32.31	-13	Pass
824	829	0.051	/	/	/	/	/	/

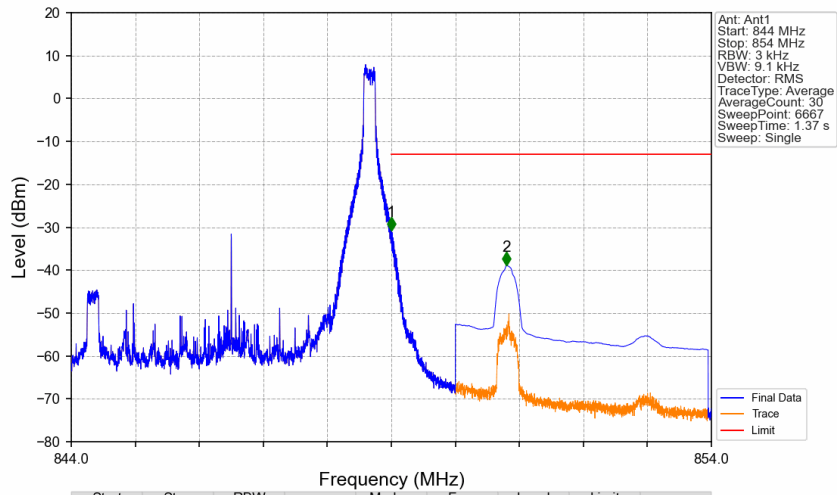
Band5_5MHz_QPSK_MCH_836.5MHz_RB_1_0_NTNV



Band5_5MHz_QPSK_HCH_846.5MHz_RB_1_0_NTNV

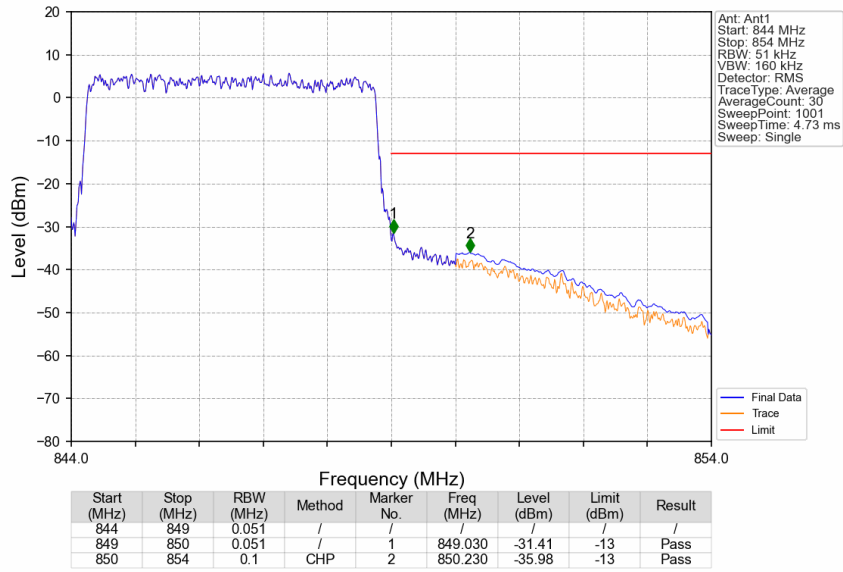


Band5_5MHz_QPSK_HCH_846.5MHz_RB_1_24_NTNV

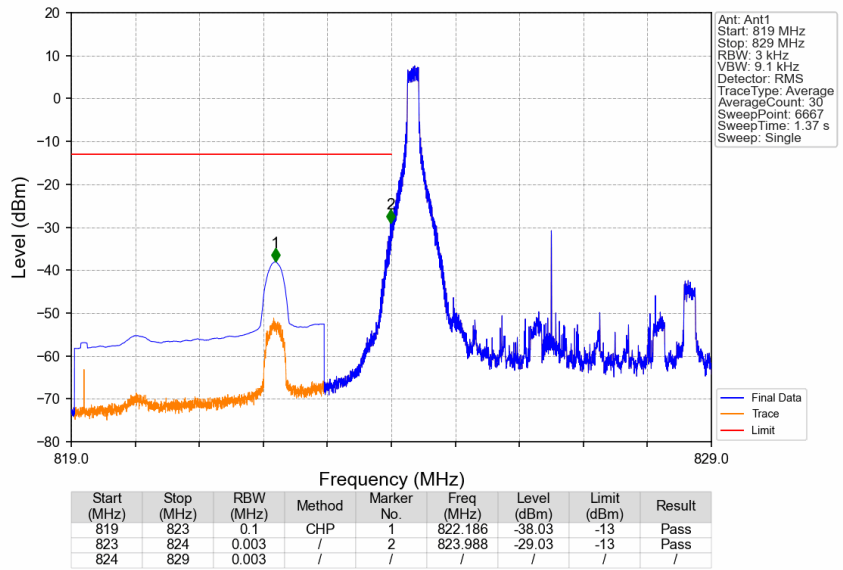


Start (MHz)	Stop (MHz)	RBW (MHz)	Method	Marker No.	Freq (MHz)	Level (dBm)	Limit (dBm)	Result
844	849	0.003	/	/				
849	850	0.003	/	1	849.000	-30.82	-13	Pass
850	854	0.1	CHP	2	850.802	-38.88	-13	Pass

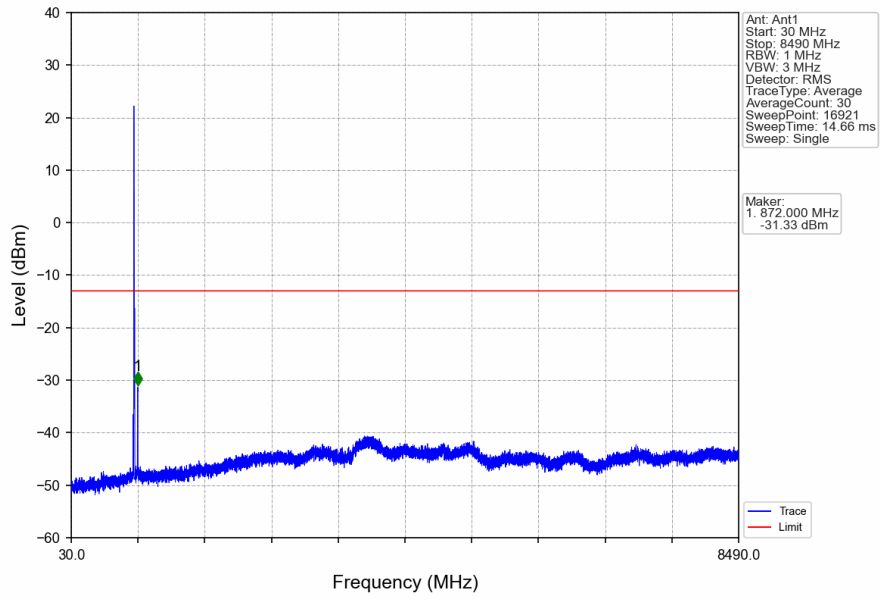
Band5_5MHz_QPSK_HCH_846.5MHz_RB_25_0_NTNV



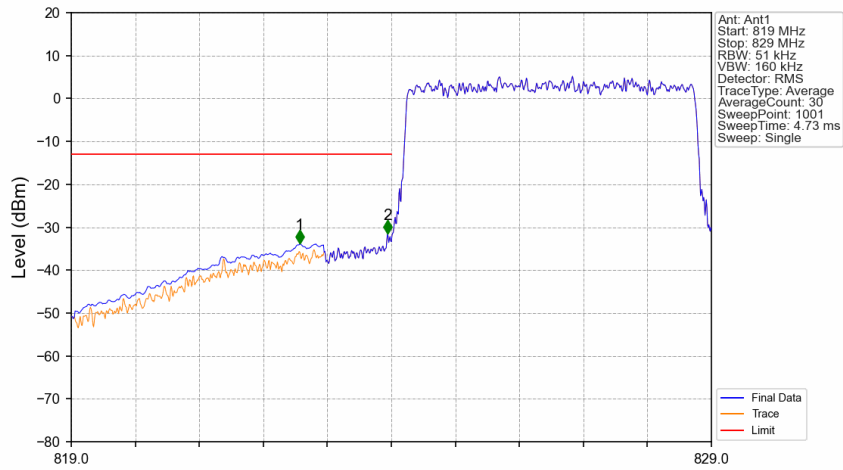
Band5_5MHz_16QAM_LCH_826.5MHz_RB_1_0_NTNV



Band5_5MHz_16QAM_LCH_826.5MHz_RB_1_0_NTNV

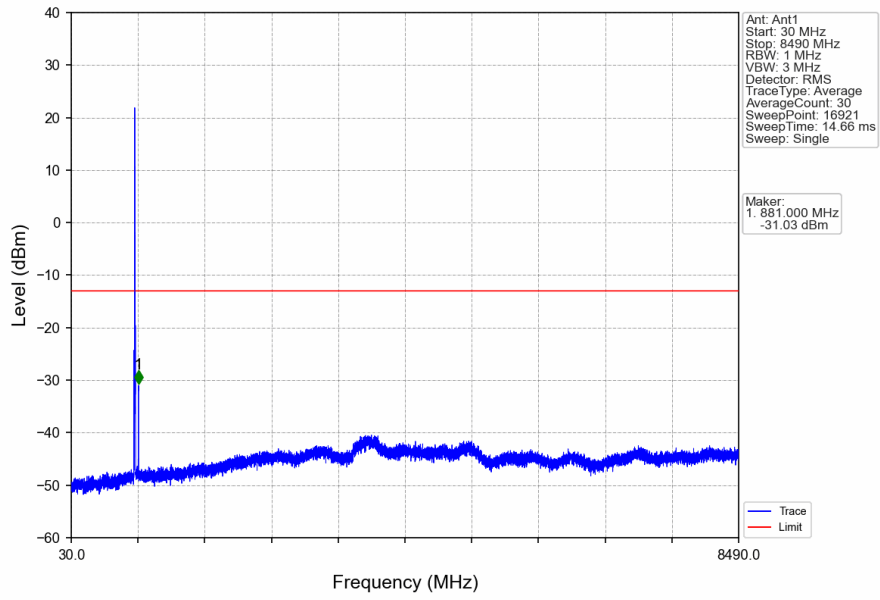


Band5_5MHz_16QAM_LCH_826.5MHz_RB_25_0_NTNV

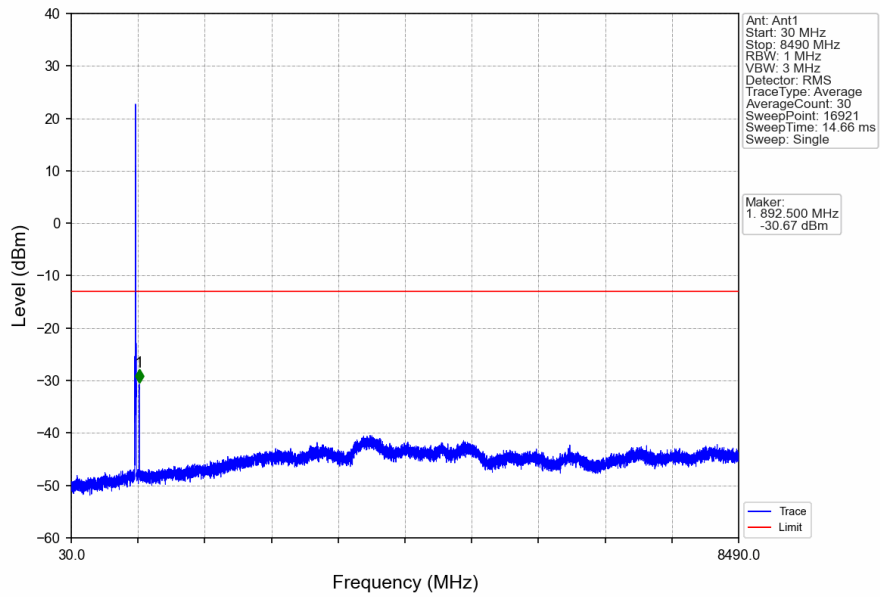


Start (MHz)	Stop (MHz)	RBW (MHz)	Method	Marker No.	Freq (MHz)	Level (dBm)	Limit (dBm)	Result
819	823	0.1	CHP	1	822.570	-33.86	-13	Pass
823	824	0.051	/	2	823.940	-31.49	-13	Pass
824	829	0.051	/	/	/	/	/	/

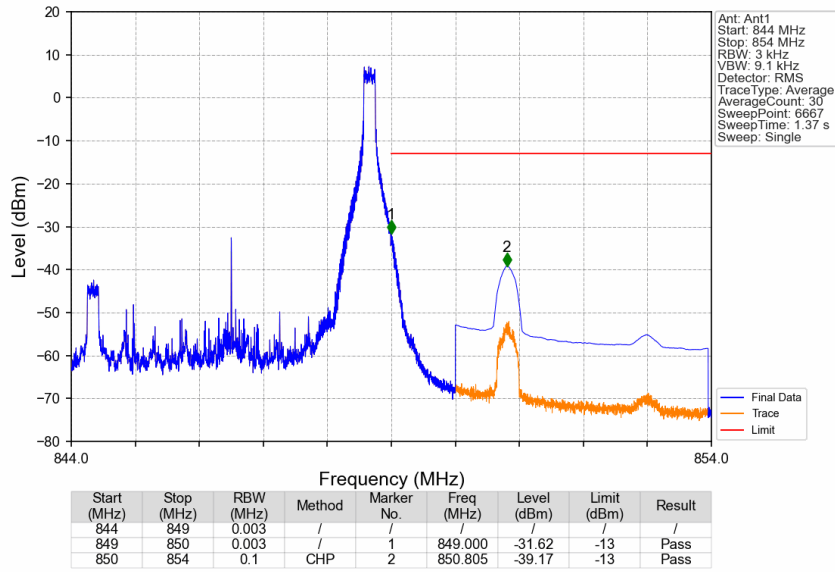
Band5_5MHz_16QAM_MCH_836.5MHz_RB_1_0_NTNV



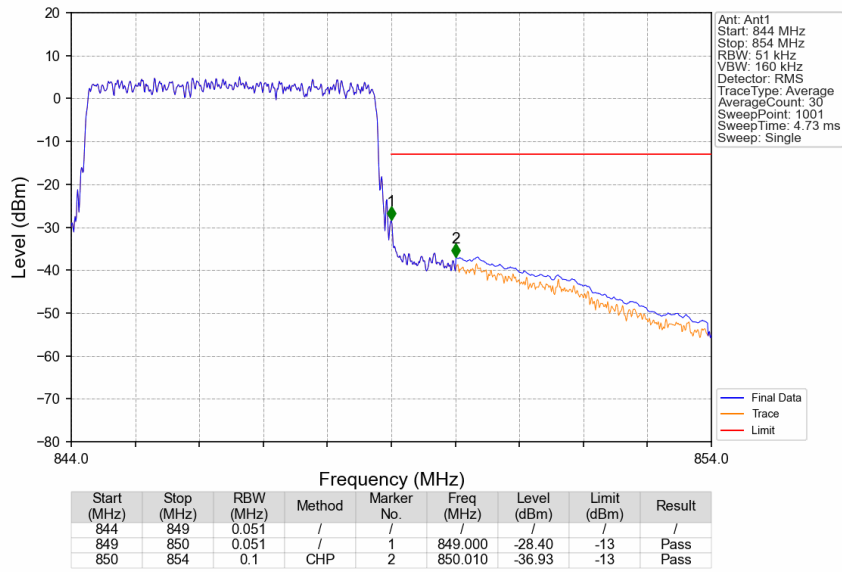
Band5_5MHz_16QAM_HCH_846.5MHz_RB_1_0_NTNV



Band5_5MHz_16QAM_HCH_846.5MHz_RB_1_24_NTNV



Band5_5MHz_16QAM_HCH_846.5MHz_RB_25_0_NTNV

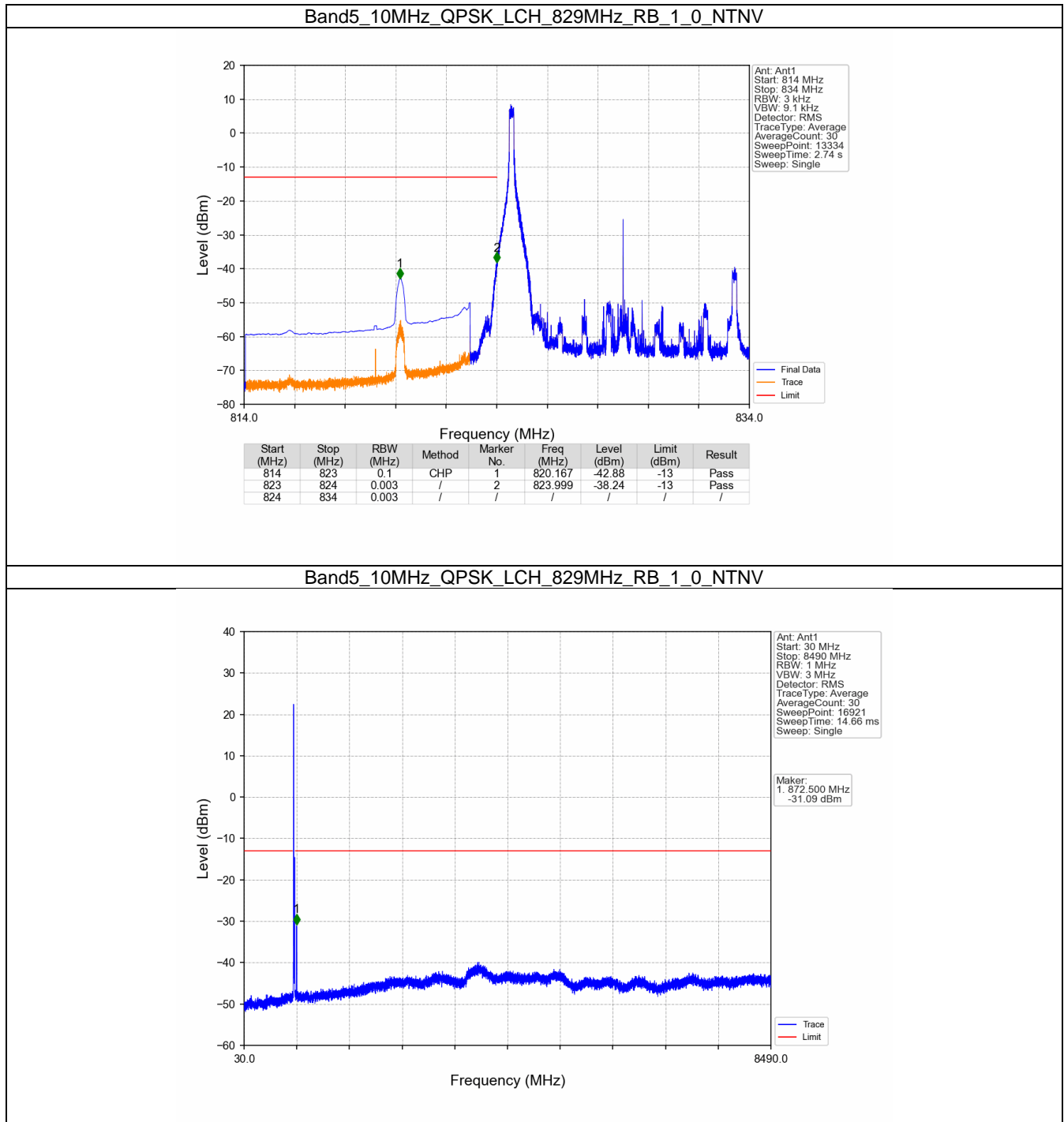


5.4 B5_10MHz

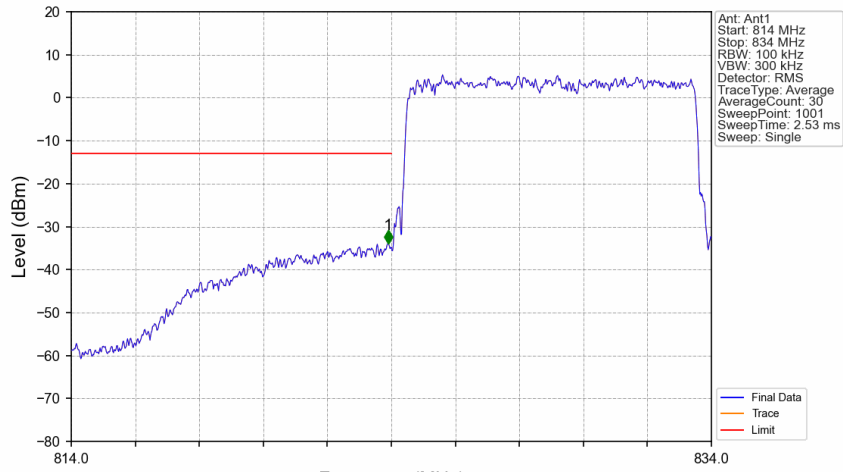
5.4.1 Test Result

Band: 5 / Bandwidth: 10MHz / NTV						
Modulation	Frequency (MHz)	RB Allocation		Spurious Emission		Verdict
		Size	Offset	Result	Limit	
QPSK	829	1	0	Refer To Test Graph		Pass
		50	0	Refer To Test Graph		Pass
	836.5	1	0	Refer To Test Graph		Pass
		844	1	0	Refer To Test Graph	
				49	Refer To Test Graph	
		50	0	Refer To Test Graph		Pass
16QAM	829	1	0	Refer To Test Graph		Pass
	836.5	1	0	Refer To Test Graph		Pass
	844	1	0	Refer To Test Graph		Pass
			49	Refer To Test Graph		Pass

5.4.2 Test Graph

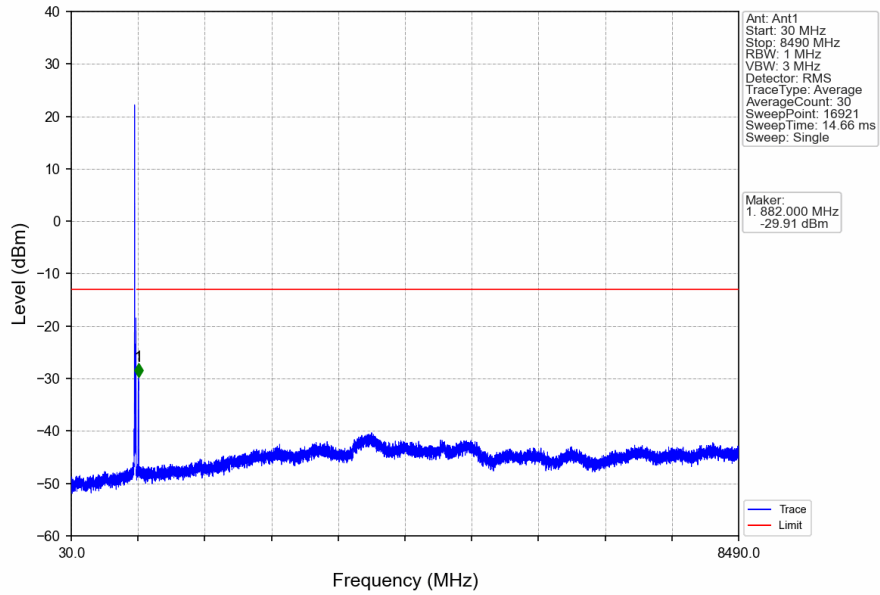


Band5_10MHz_QPSK_LCH_829MHz_RB_50_0_NTNV



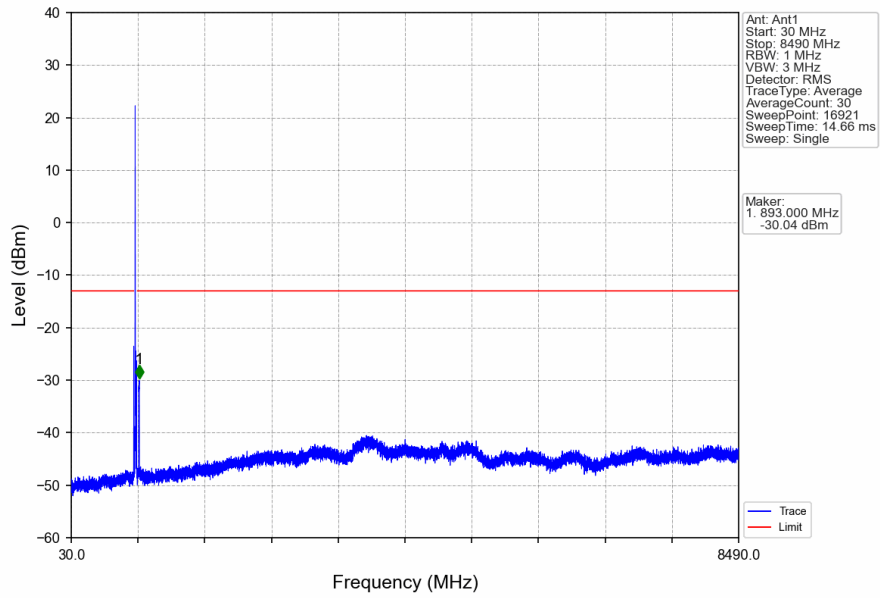
Start (MHz)	Stop (MHz)	RBW (MHz)	Method	Marker No.	Freq (MHz)	Level (dBm)	Limit (dBm)	Result
814	824	0.1	/	1	823.900	-33.92	-13	Pass
824	834	0.1	/	/	/	/	/	/

Band5_10MHz_QPSK_MCH_836.5MHz_RB_1_0_NTNV

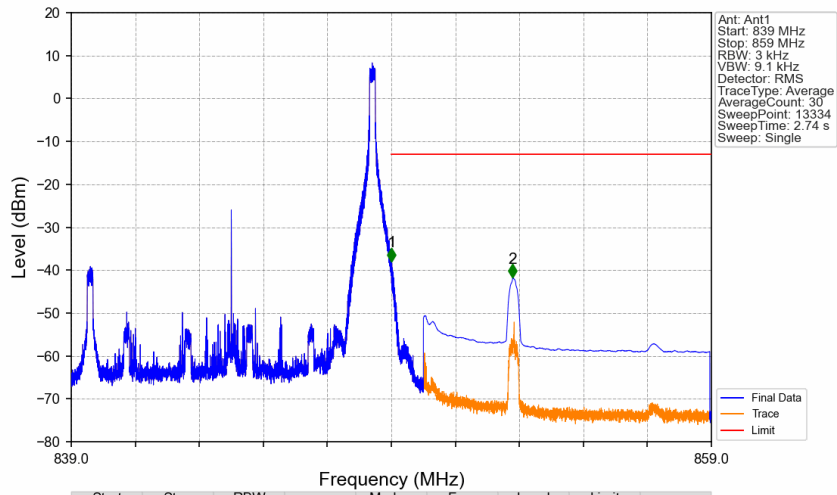


Maker:
1.882000 MHz
-29.91 dBm

Band5_10MHz_QPSK_HCH_844MHz_RB_1_0_NTNV

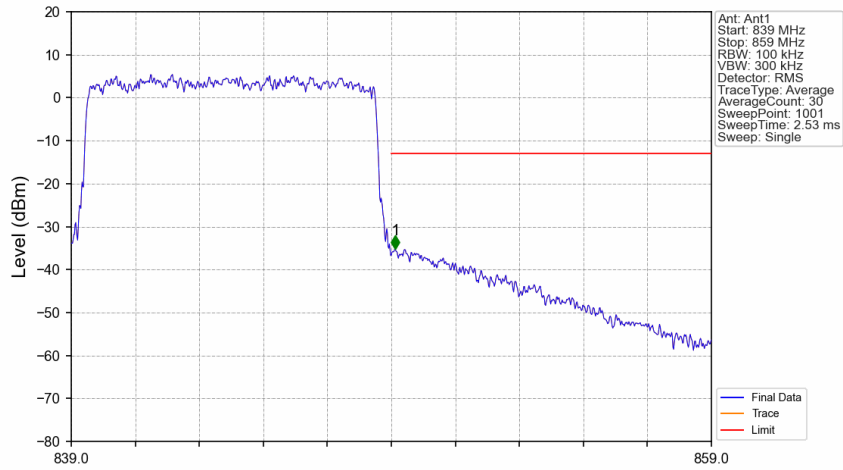


Band5_10MHz_QPSK_HCH_844MHz_RB_1_49_NTNV



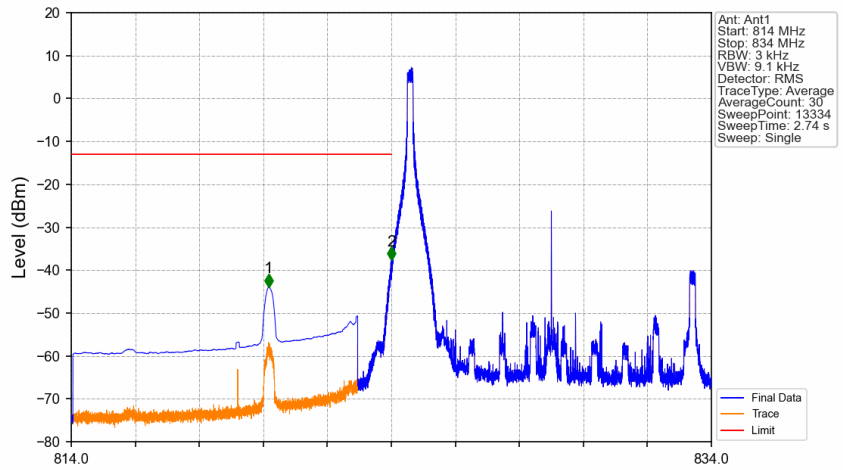
Start (MHz)	Stop (MHz)	RBW (MHz)	Method	Marker No.	Freq (MHz)	Level (dBm)	Limit (dBm)	Result
839	849	0.003	/	/	/	/	/	/
849	850	0.003	/	1	849.002	-37.97	-13	Pass
850	859	0.1	CHP	2	852.793	-41.78	-13	Pass

Band5_10MHz_QPSK_HCH_844MHz_RB_50_0_NTNV



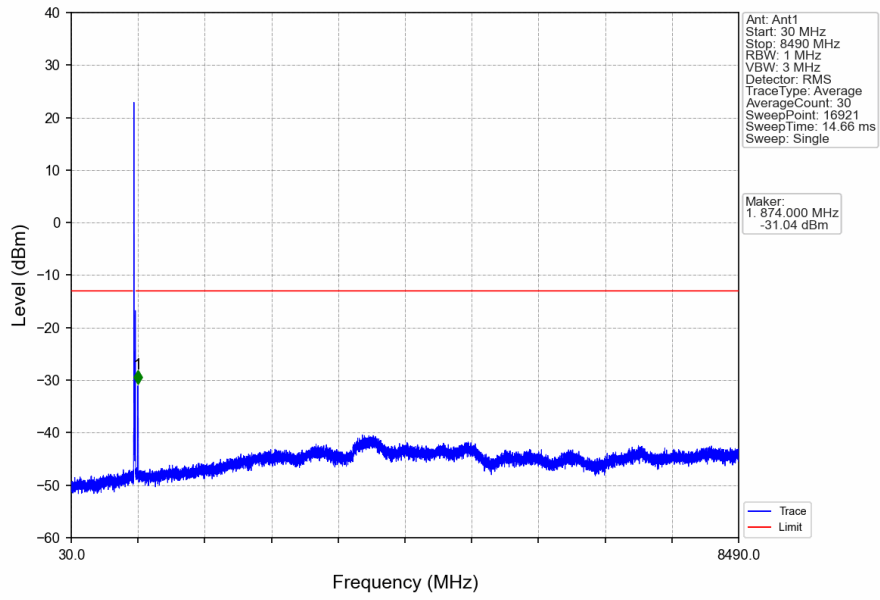
Start (MHz)	Stop (MHz)	RBW (MHz)	Method	Marker No.	Freq (MHz)	Level (dBm)	Limit (dBm)	Result
839	849	0.1	/	/	/	/	/	/
849	859	0.1	/	1	849.120	-35.20	-13	Pass

Band5_10MHz_16QAM_LCH_829MHz_RB_1_0_NTNV

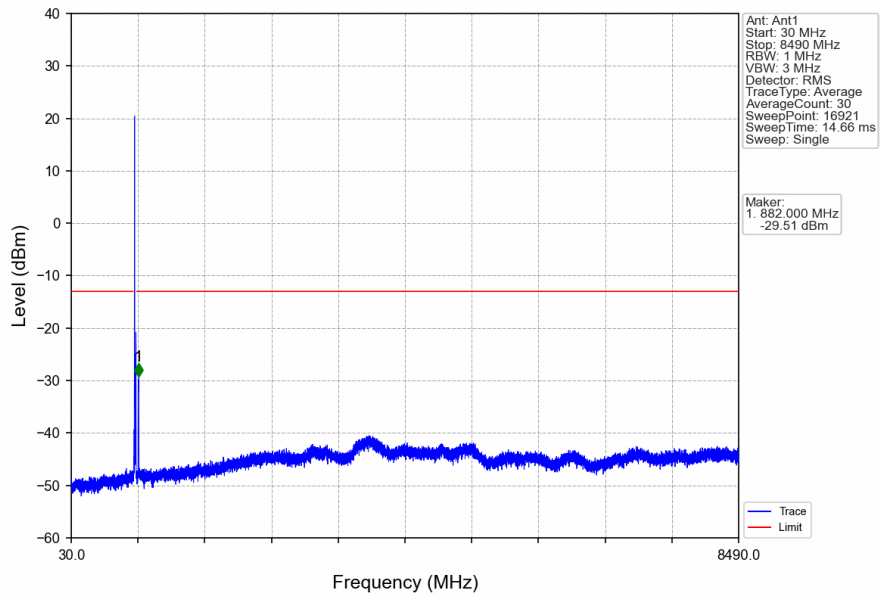


Start (MHz)	Stop (MHz)	RBW (MHz)	Method	Marker No.	Freq (MHz)	Level (dBm)	Limit (dBm)	Result
814	823	0.1	CHP	1	820.164	-43.95	-13	Pass
823	824	0.003	/	2	823.998	-37.65	-13	Pass
824	834	0.003	/	/	/	/	/	/

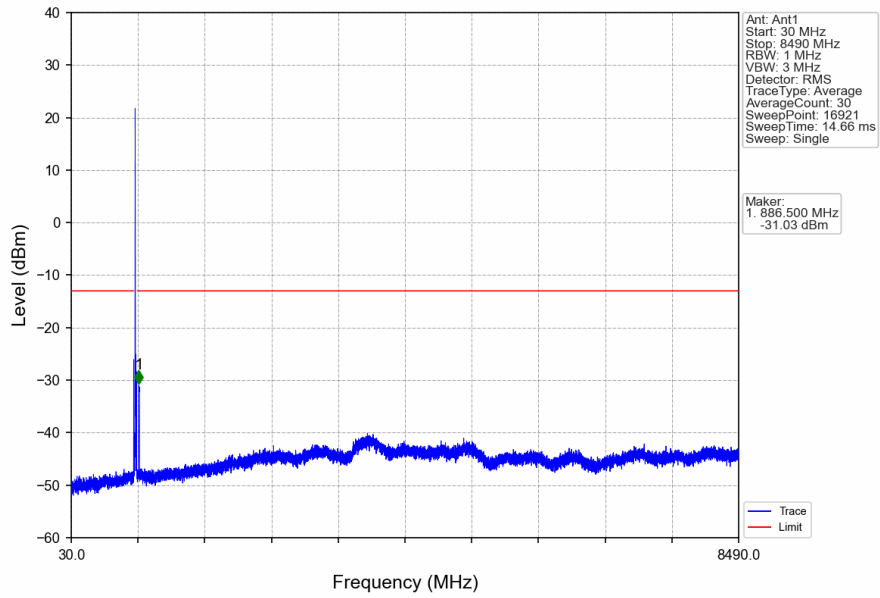
Band5_10MHz_16QAM_LCH_829MHz_RB_1_0_NTNV



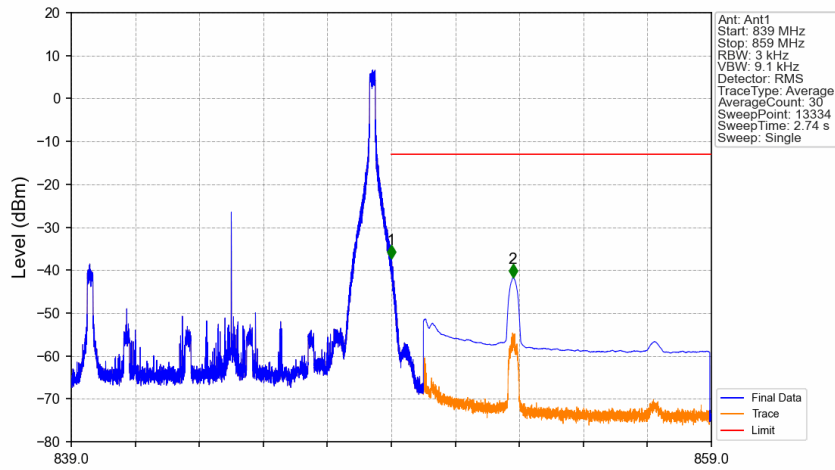
Band5_10MHz_16QAM_MCH_836.5MHz_RB_1_0_NTNV



Band5_10MHz_16QAM_HCH_844MHz_RB_1_0_NTNV



Band5_10MHz_16QAM_HCH_844MHz_RB_1_49_NTNV



Start (MHz)	Stop (MHz)	RBW (MHz)	Method	Marker No.	Freq (MHz)	Level (dBm)	Limit (dBm)	Result
839	849	0.003	/	/	/	/	/	/
849	850	0.003	/	1	849.001	-37.40	-13	Pass
850	859	0.1	CHP	2	852.796	-41.75	-13	Pass