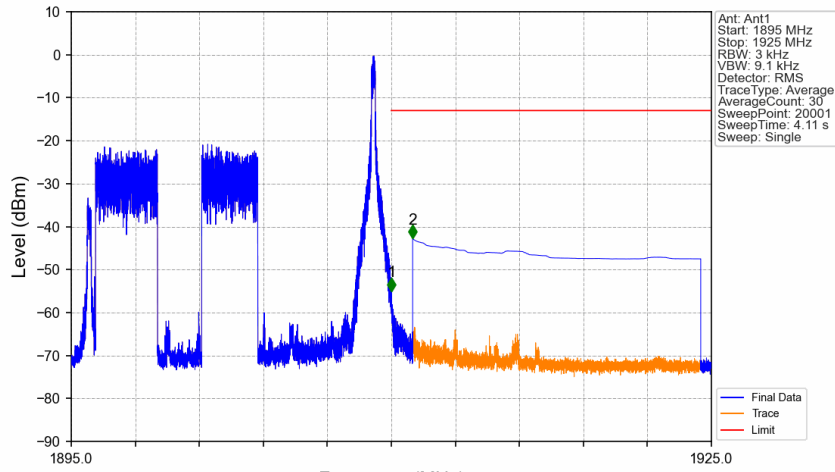
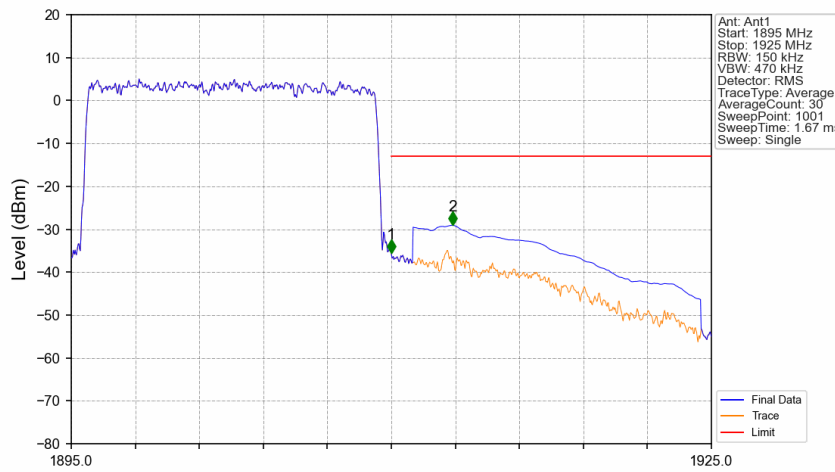


Band2_15MHz_QPSK_HCH_1902.5MHz_RB_1_74_NTNV



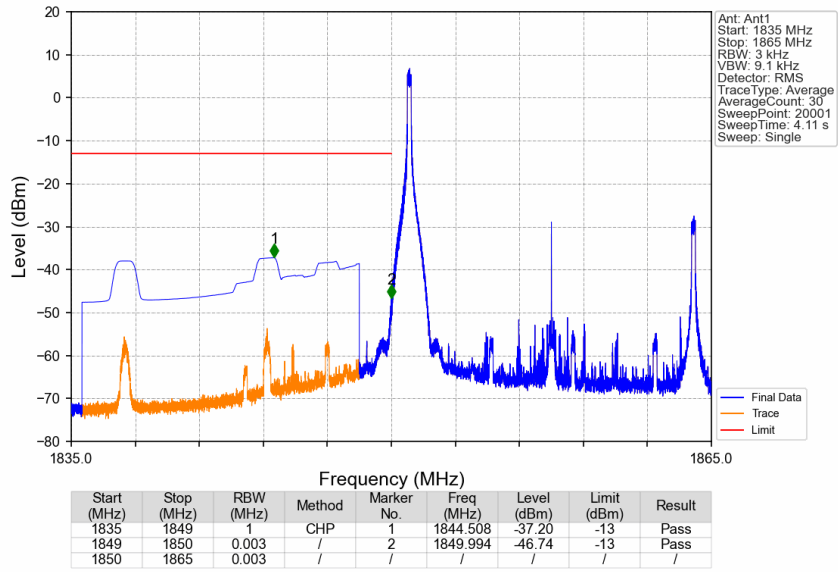
Start (MHz)	Stop (MHz)	RBW (MHz)	Method	Marker No.	Freq (MHz)	Level (dBm)	Limit (dBm)	Result
1895	1910	0.003	/	/	/	/	/	/
1910	1911	0.003	/	1	1910.015	-55.00	-13	Pass
1911	1925	1	CHP	2	1911.001	-42.81	-13	Pass

Band2_15MHz_QPSK_HCH_1902.5MHz_RB_75_0_NTNV

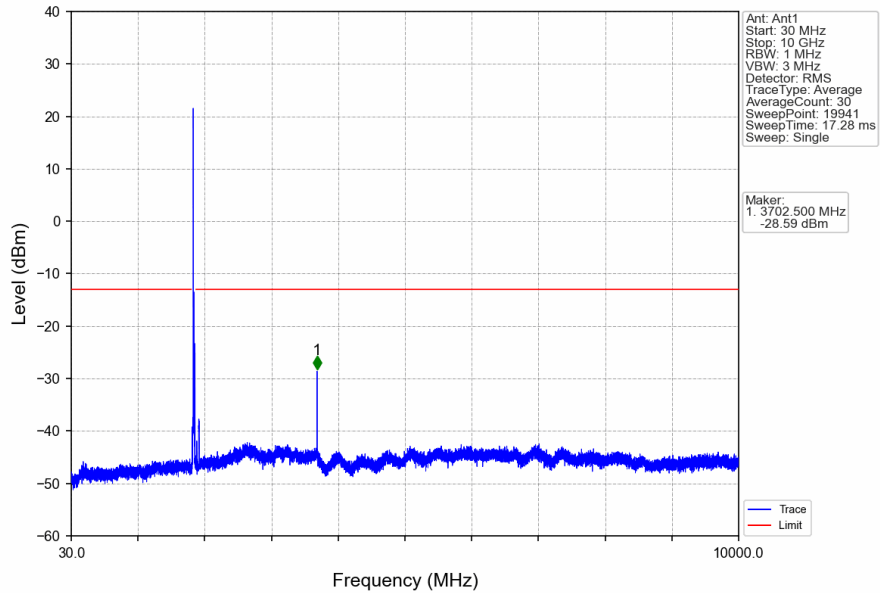


Start (MHz)	Stop (MHz)	RBW (MHz)	Method	Marker No.	Freq (MHz)	Level (dBm)	Limit (dBm)	Result
1895	1910	0.15	/	/	/	/	/	/
1910	1911	0.15	/	1	1910.000	-35.59	-13	Pass
1911	1925	1	CHP	2	1912.880	-29.06	-13	Pass

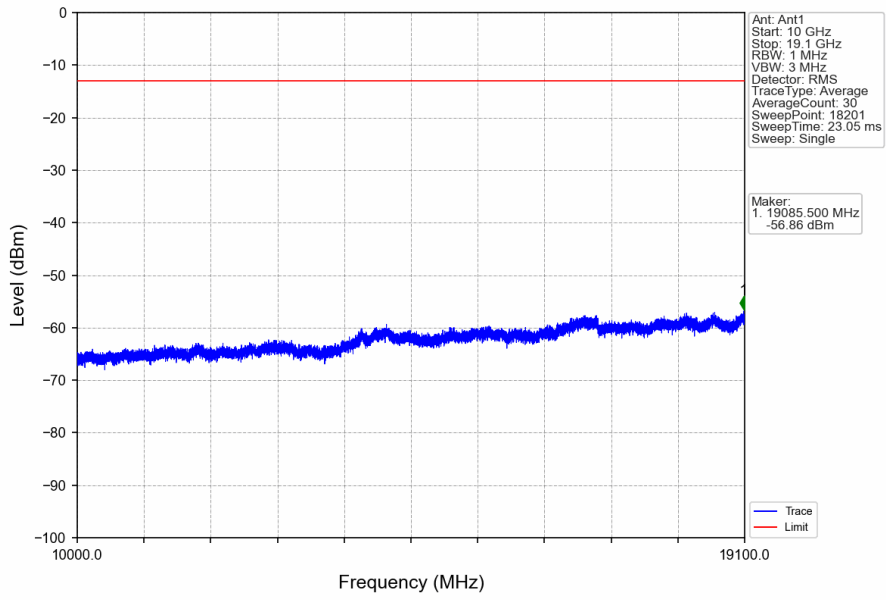
Band2_15MHz_16QAM_LCH_1857.5MHz_RB_1_0_NTNV



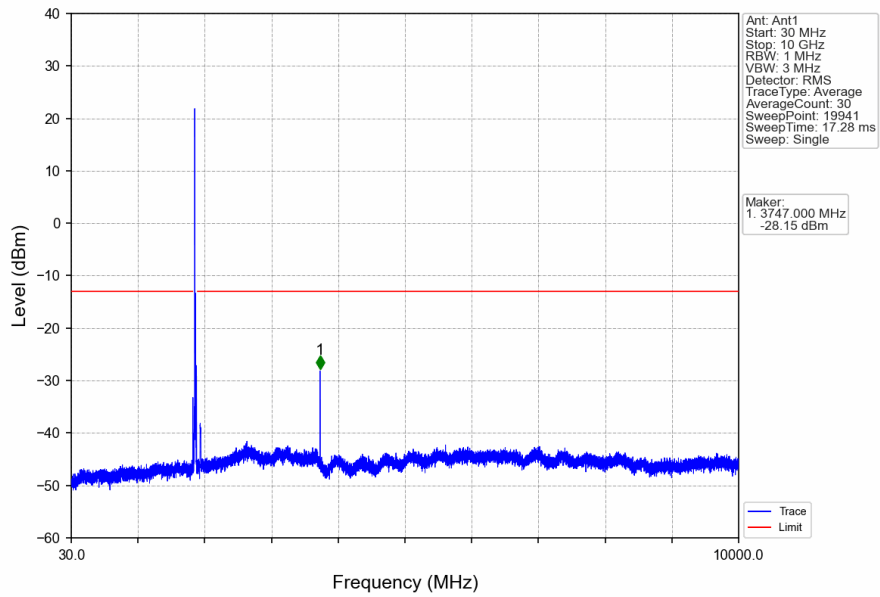
Band2_15MHz_16QAM_LCH_1857.5MHz_RB_1_0_NTNV



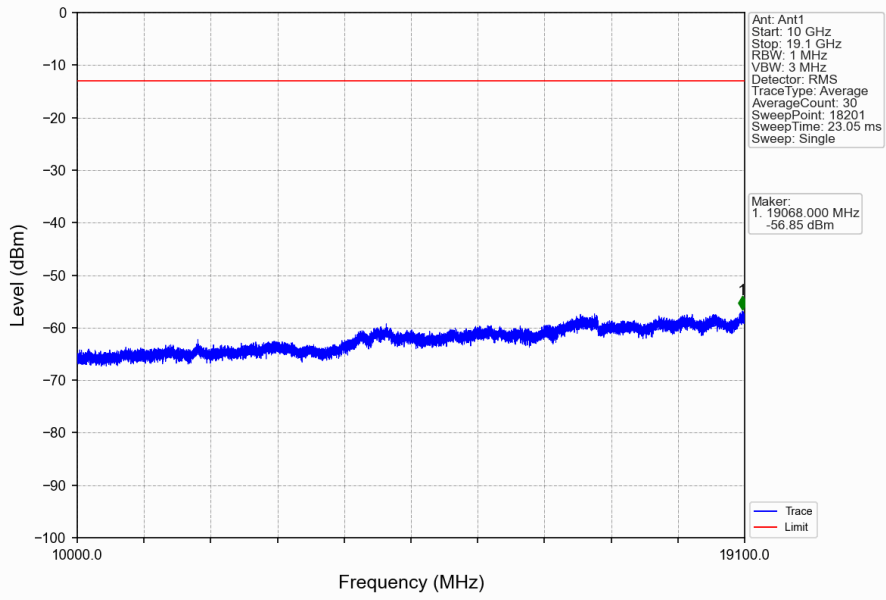
Band2_15MHz_16QAM_LCH_1857.5MHz_RB_1_0_NTNV



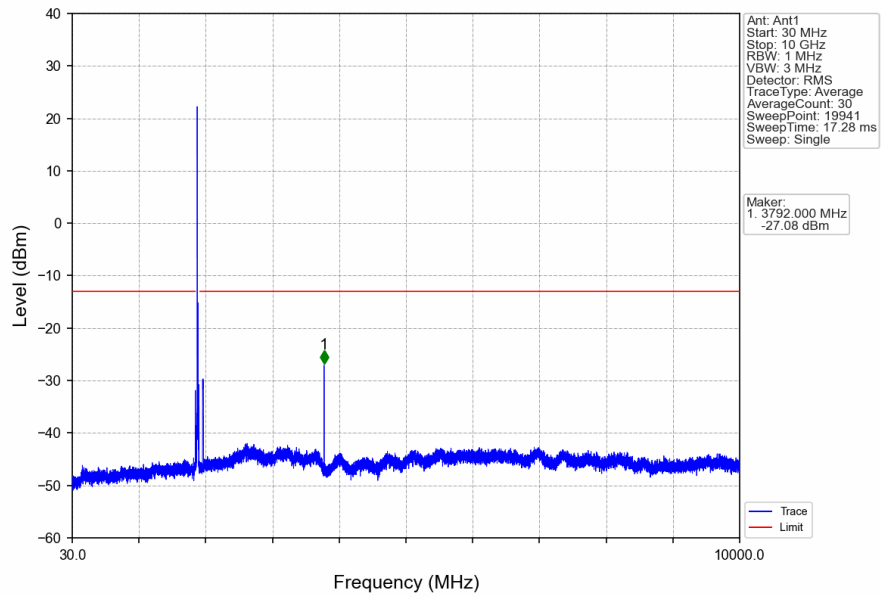
Band2_15MHz_16QAM_MCH_1880MHz_RB_1_0_NTNV



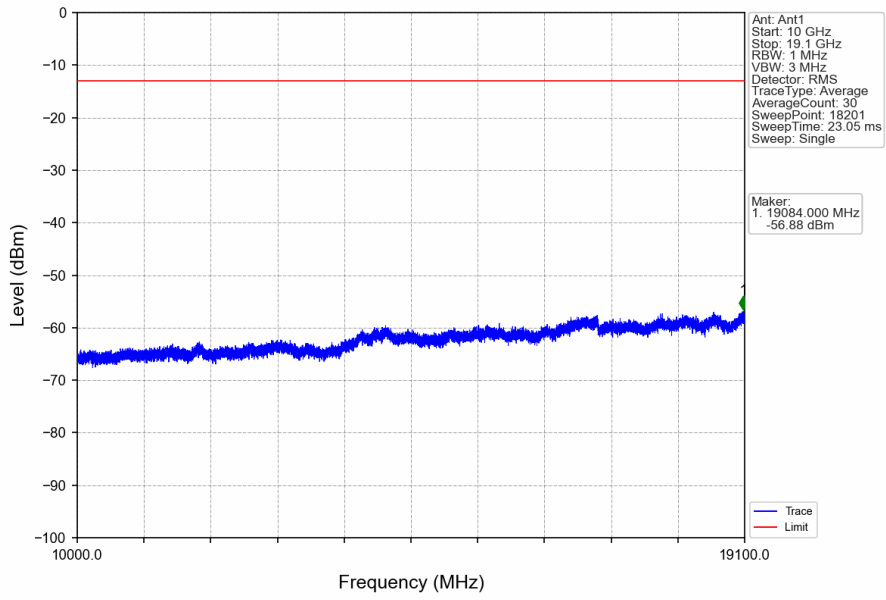
Band2_15MHz_16QAM_MCH_1880MHz_RB_1_0_NTNV



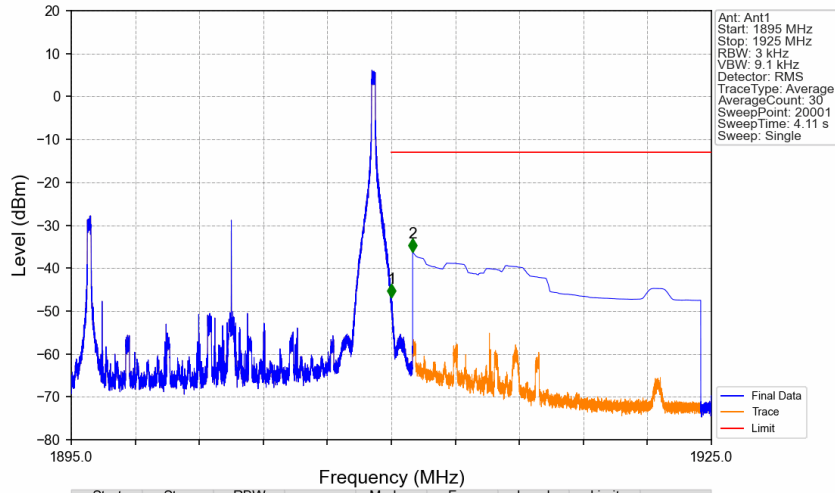
Band2_15MHz_16QAM_HCH_1902.5MHz_RB_1_0_NTNV



Band2_15MHz_16QAM_HCH_1902.5MHz_RB_1_0_NTNV



Band2_15MHz_16QAM_HCH_1902.5MHz_RB_1_74_NTNV



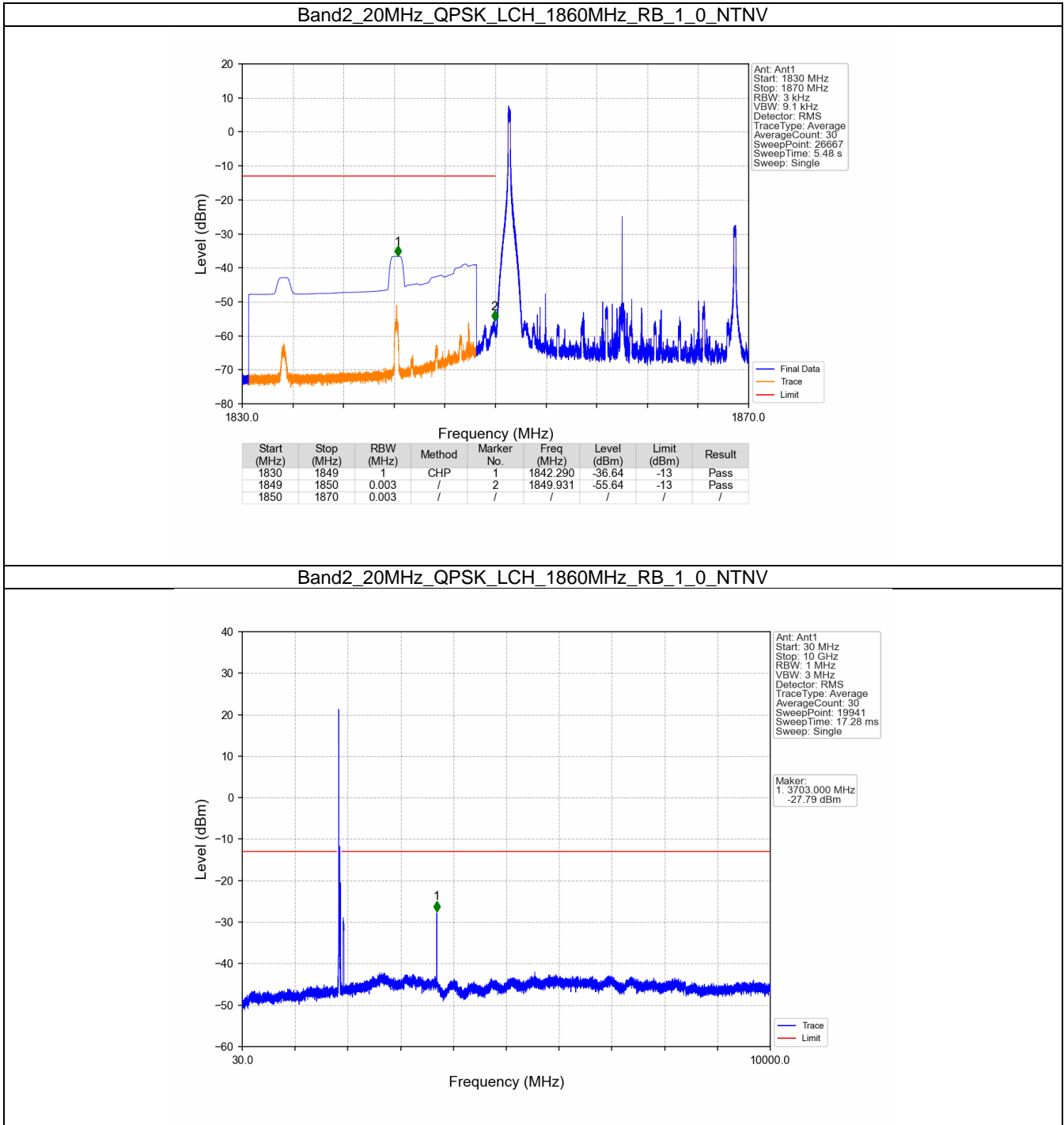
Start (MHz)	Stop (MHz)	RBW (MHz)	Method	Marker No.	Freq (MHz)	Level (dBm)	Limit (dBm)	Result
1895	1910	0.003	/	/	/	/	/	/
1910	1911	0.003	/	1	1910.003	-46.82	-13	Pass
1911	1925	1	CHP	2	1911.001	-36.24	-13	Pass

5.6 B2_20MHz

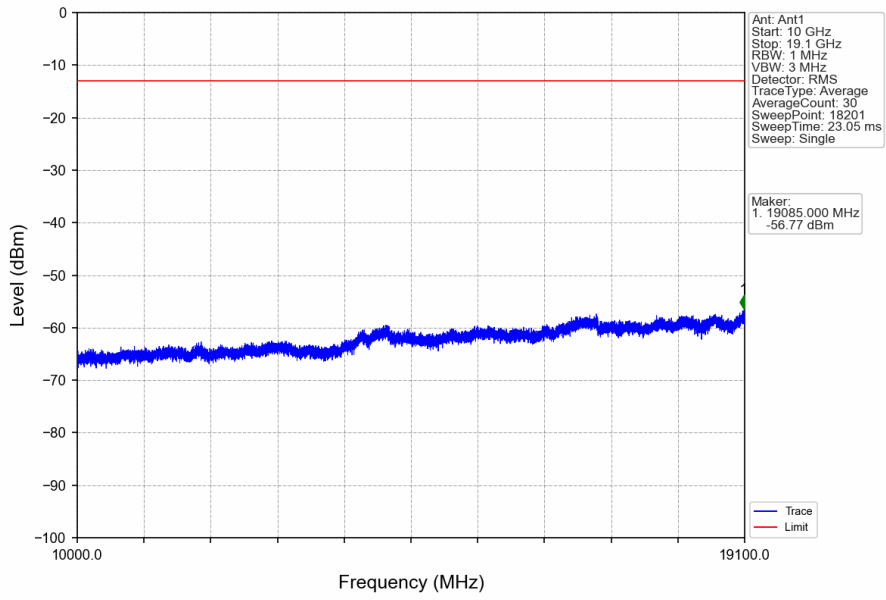
5.6.1 Test Result

Band: 2 / Bandwidth: 20MHz / NTV						
Modulation	Frequency (MHz)	RB Allocation		Spurious Emission		Verdict
		Size	Offset	Result	Limit	
QPSK	1860	1	0	Refer To Test Graph		Pass
		100	0	Refer To Test Graph		Pass
	1900	1	0	Refer To Test Graph		Pass
		1	0	Refer To Test Graph		Pass
			99	Refer To Test Graph		Pass
		100	0	Refer To Test Graph		Pass
16QAM	1860	1	0	Refer To Test Graph		Pass
	1880	1	0	Refer To Test Graph		Pass
	1900	1	0	Refer To Test Graph		Pass
			99	Refer To Test Graph		Pass

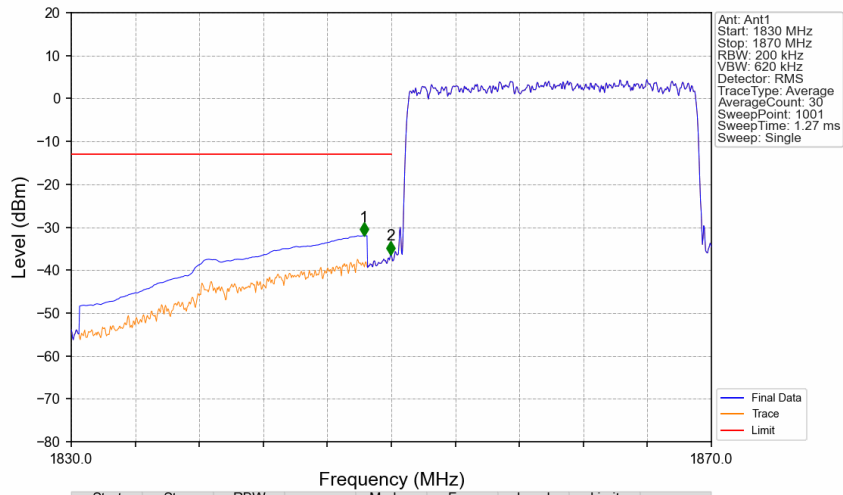
5.6.2 Test Graph



Band2_20MHz_QPSK_LCH_1860MHz_RB_1_0_NTNV

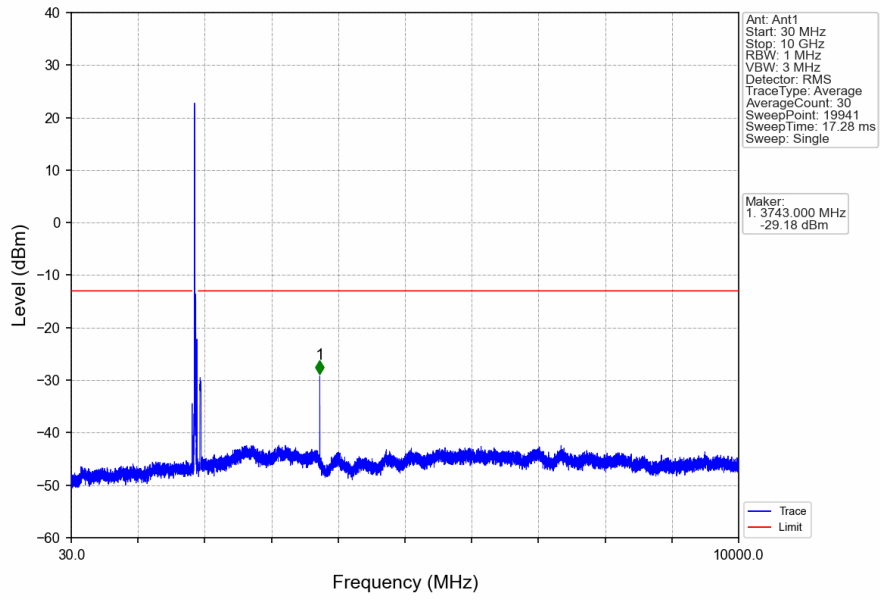


Band2_20MHz_QPSK_LCH_1860MHz_RB_100_0_NTNV

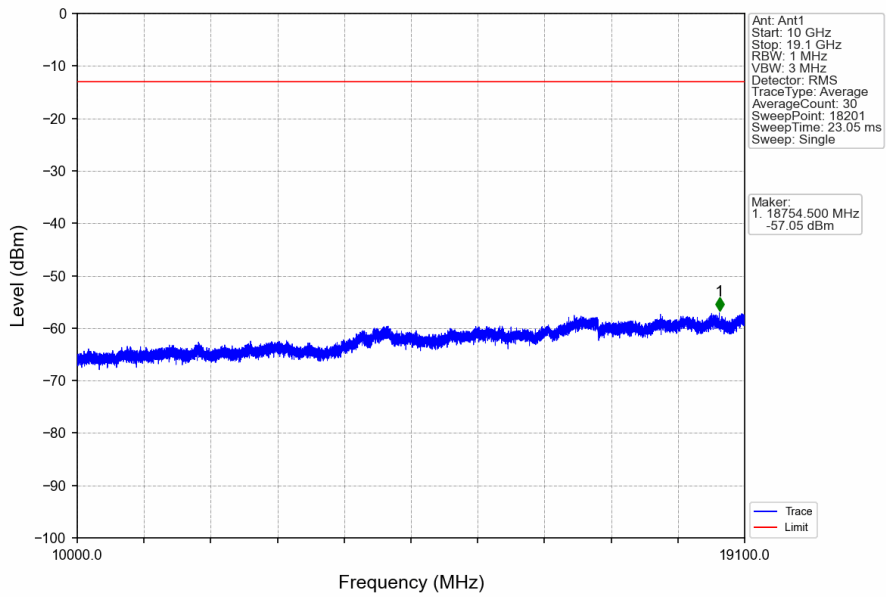


Start (MHz)	Stop (MHz)	RBW (MHz)	Method	Marker No.	Freq (MHz)	Level (dBm)	Limit (dBm)	Result
1830	1849	1	CHP	1	1848.280	-31.98	-13	Pass
1849	1850	0.2	/	2	1849.960	-36.35	-13	Pass
1850	1870	0.2	/	/	/	/	/	/

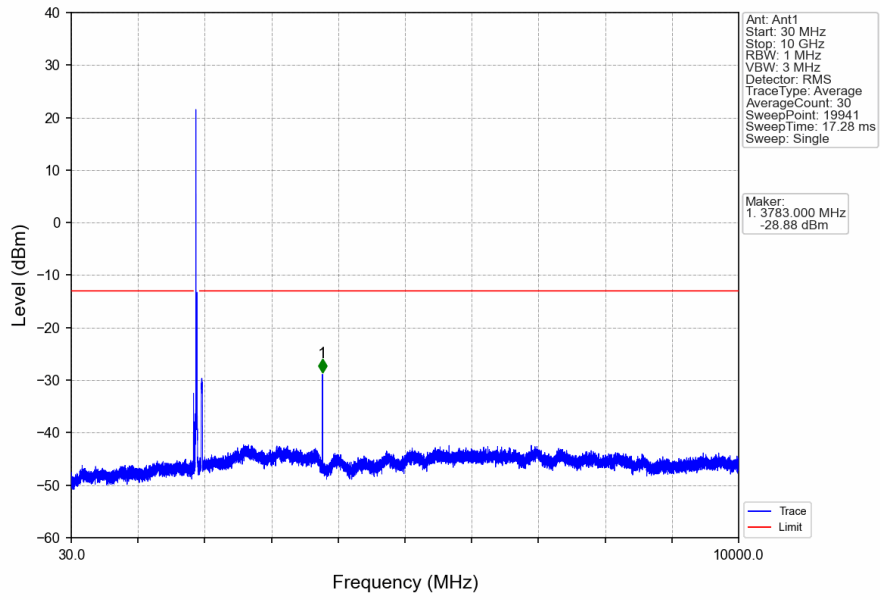
Band2_20MHz_QPSK_MCH_1880MHz_RB_1_0_NTNV



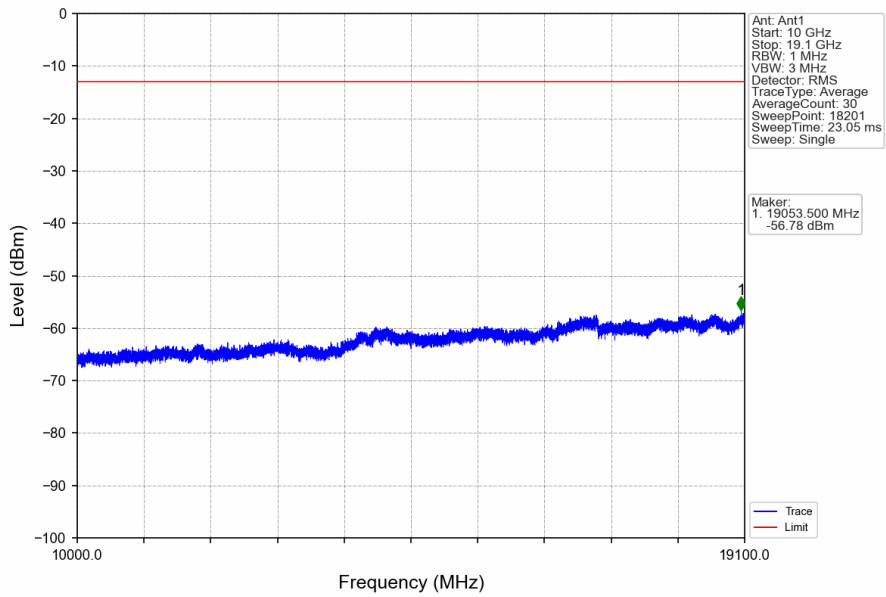
Band2_20MHz_QPSK_MCH_1880MHz_RB_1_0_NTNV



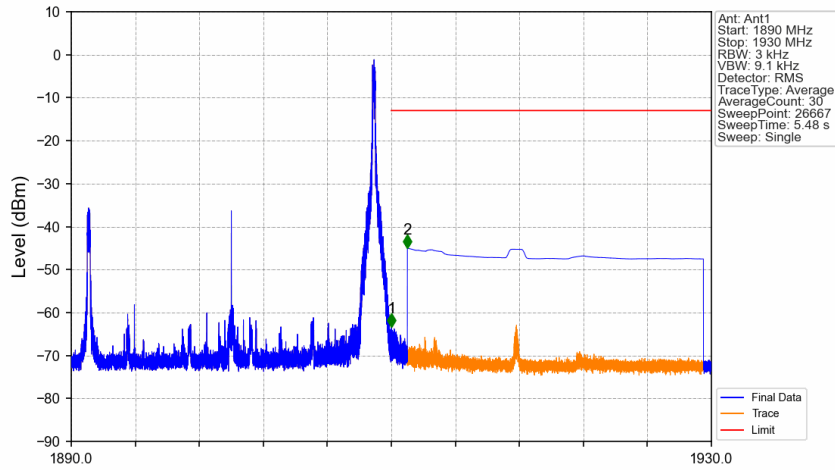
Band2_20MHz_QPSK_HCH_1900MHz_RB_1_0_NTNV



Band2_20MHz_QPSK_HCH_1900MHz_RB_1_0_NTNV

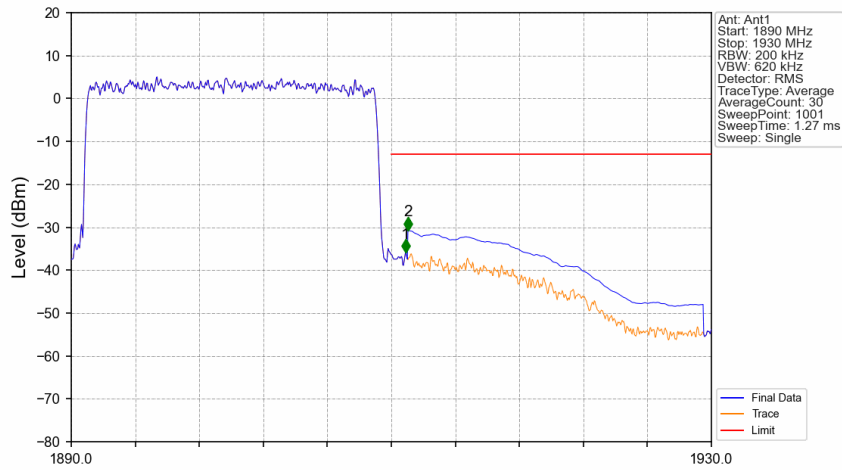


Band2_20MHz_QPSK_HCH_1900MHz_RB_1_99_NTNV



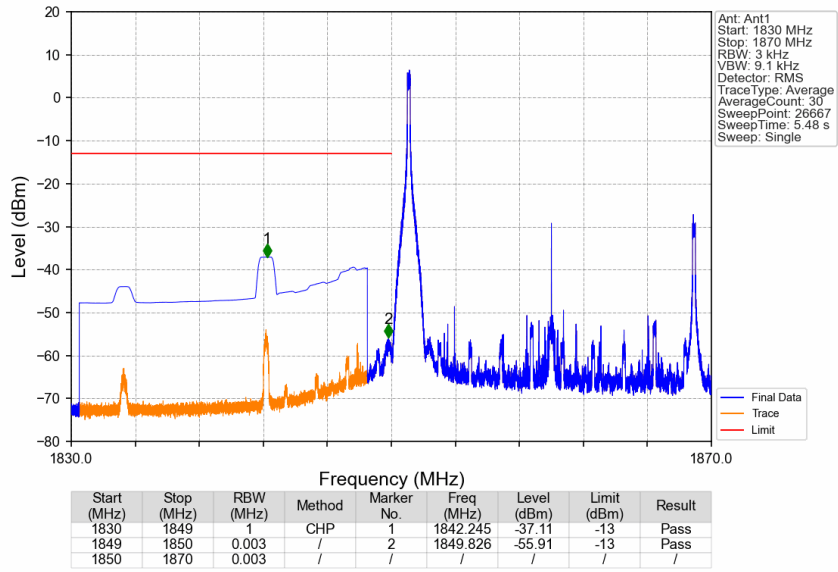
Start (MHz)	Stop (MHz)	RBW (MHz)	Method	Marker No.	Freq (MHz)	Level (dBm)	Limit (dBm)	Result
1890	1910	0.003	/	/	/	/	/	/
1910	1911	0.003	/	1	1910.006	-63.38	-13	Pass
1911	1930	1	CHP	2	1911.001	-44.98	-13	Pass

Band2_20MHz_QPSK_HCH_1900MHz_RB_100_0_NTNV

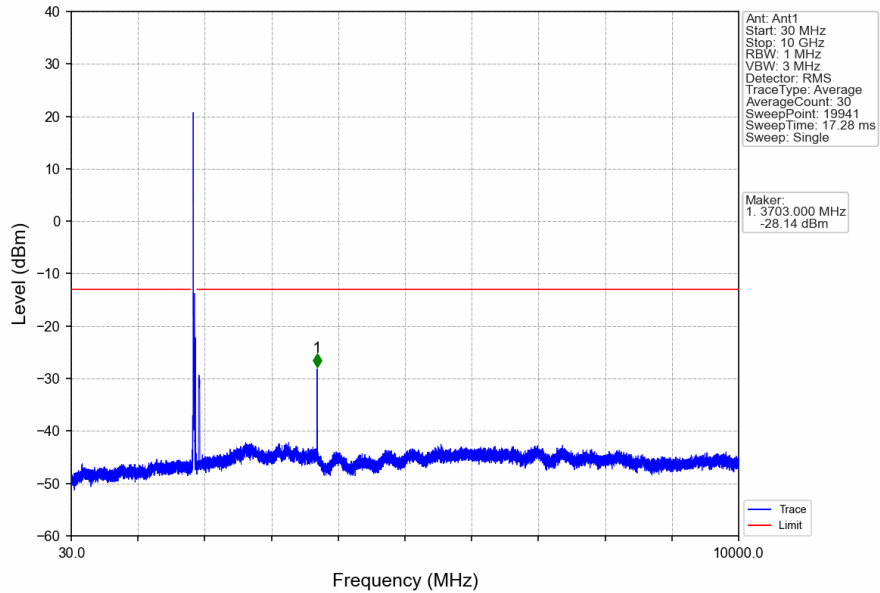


Start (MHz)	Stop (MHz)	RBW (MHz)	Method	Marker No.	Freq (MHz)	Level (dBm)	Limit (dBm)	Result
1890	1910	0.2	/	/	/	/	/	/
1910	1911	0.2	/	1	1910.880	-35.97	-13	Pass
1911	1930	1	CHP	2	1911.040	-30.73	-13	Pass

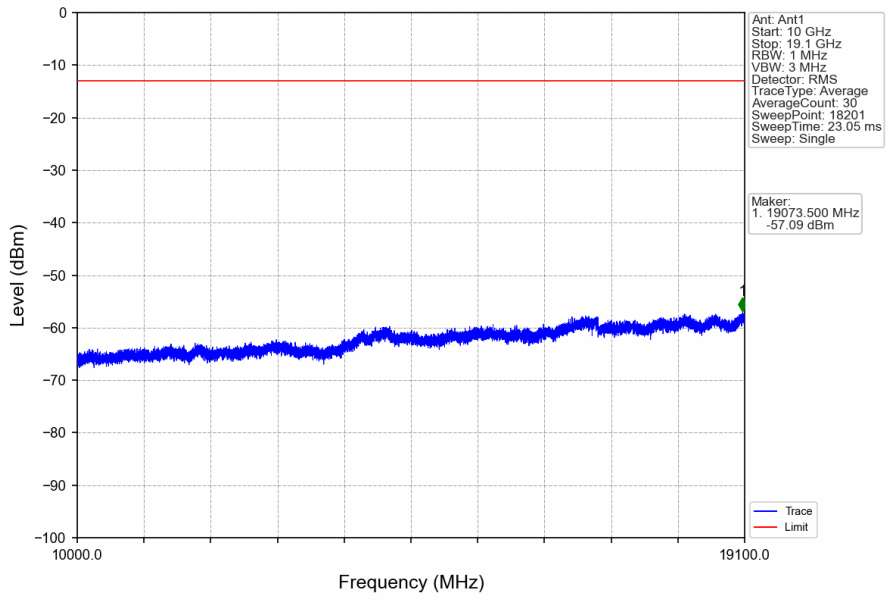
Band2_20MHz_16QAM_LCH_1860MHz_RB_1_0_NTNV



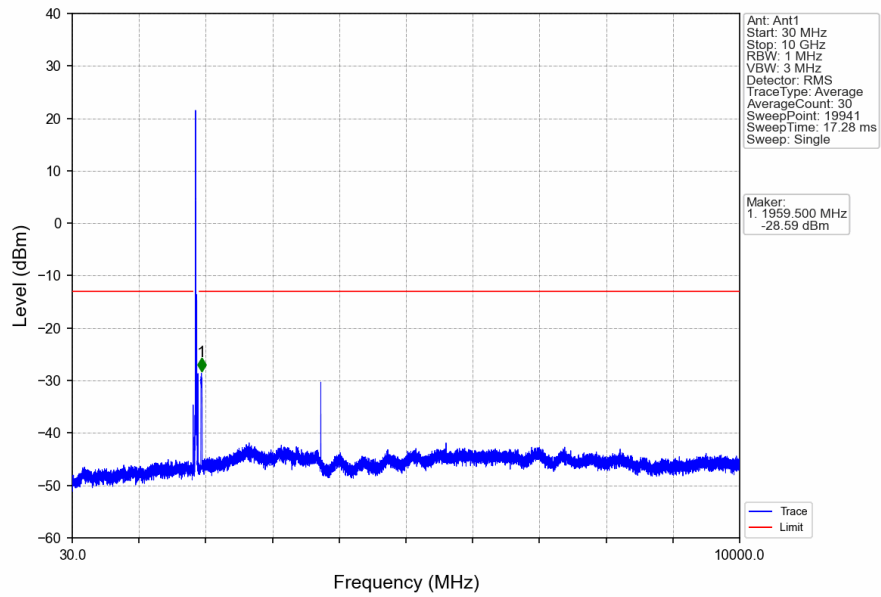
Band2_20MHz_16QAM_LCH_1860MHz_RB_1_0_NTNV



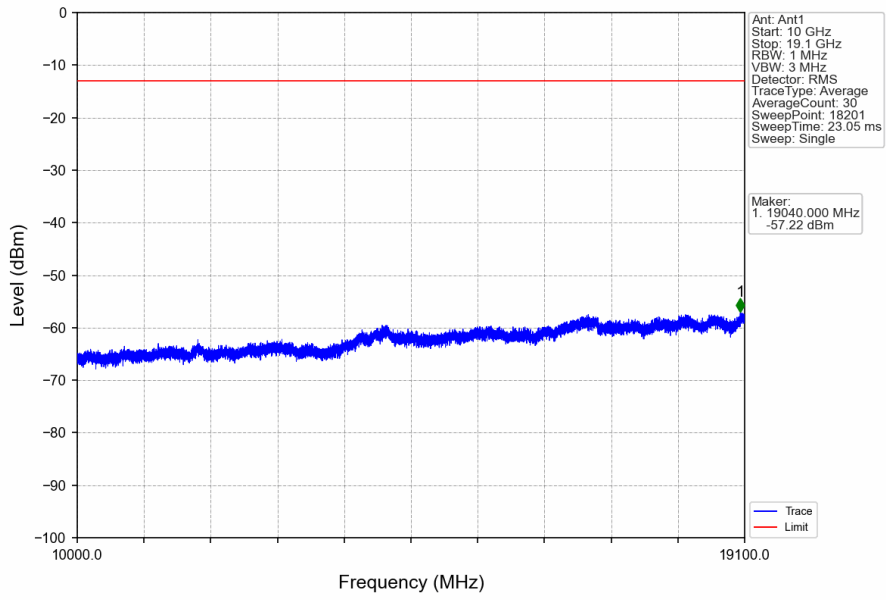
Band2_20MHz_16QAM_LCH_1860MHz_RB_1_0_NTNV



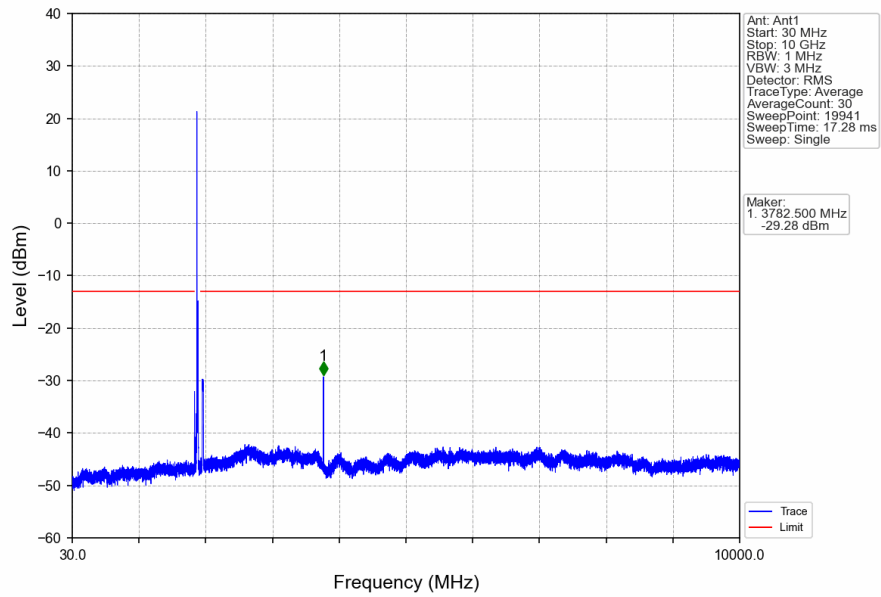
Band2_20MHz_16QAM_MCH_1880MHz_RB_1_0_NTNV



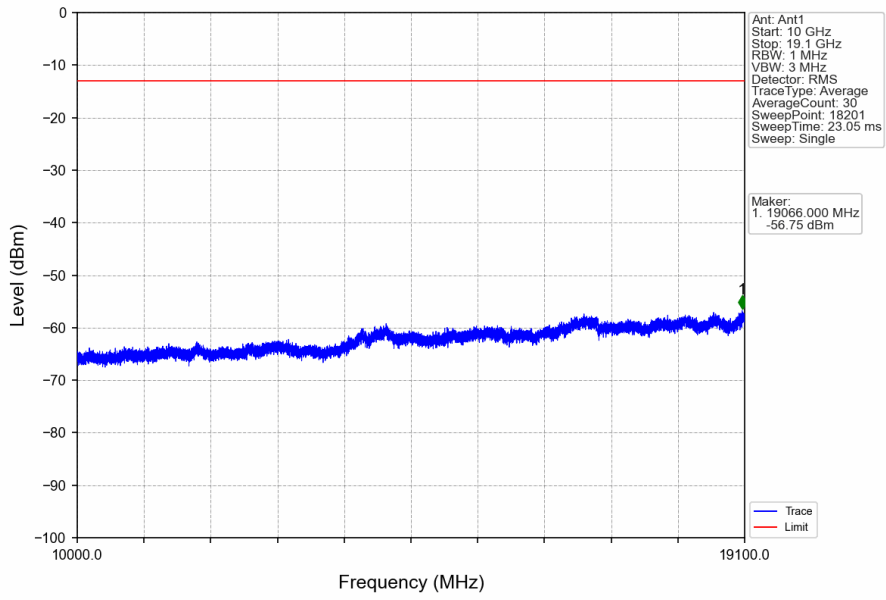
Band2_20MHz_16QAM_MCH_1880MHz_RB_1_0_NTNV



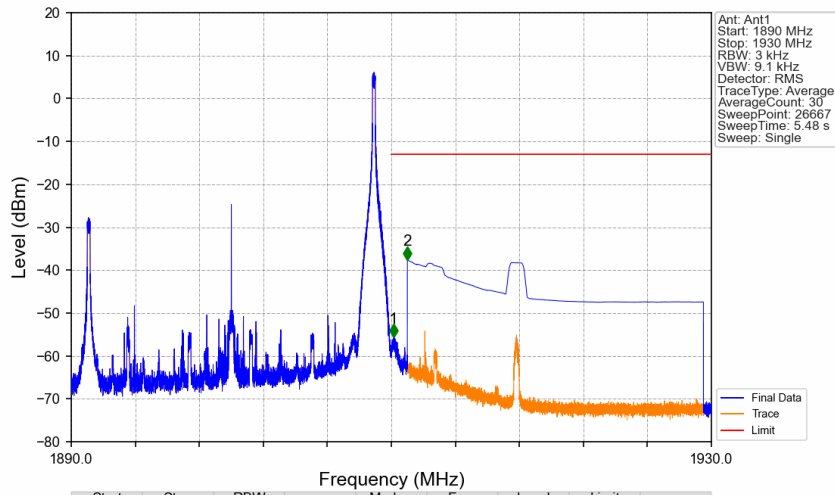
Band2_20MHz_16QAM_HCH_1900MHz_RB_1_0_NTNV



Band2_20MHz_16QAM_HCH_1900MHz_RB_1_0_NTNV



Band2_20MHz_16QAM_HCH_1900MHz_RB_1_99_NTNV



Start (MHz)	Stop (MHz)	RBW (MHz)	Method	Marker No.	Freq (MHz)	Level (dBm)	Limit (dBm)	Result
1890	1910	0.003	/	/	/	/	/	/
1910	1911	0.003	/	1	1910.144	-55.64	-13	Pass
1911	1930	1	CHP	2	1911.001	-37.59	-13	Pass