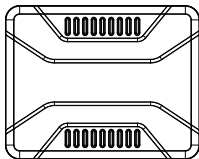


PB703

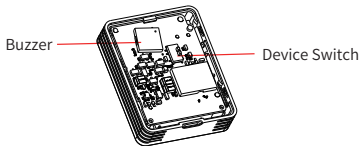
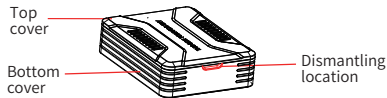
Quick Use Guide

Version V1.1



Please read the Quick Use Guide carefully before use.
Appearance, color and accessory are all subject to
change without notice.

1. Product Appearance



2. Product specifications

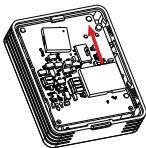
Battery	1100mAh disposable battery
Device size	48x38x13.7mm
Working Voltage	3V
Operating temperature	-20°C to 60°C

3. Instructions for use

1、 Remove the top cover of the unit at the Dismantling location.




2、 Toggle the unit on in the direction indicated, then the unit will beep and power on.



3、 Contact the selling company to download the device management APP and bind the device to manage the device.

4、For fixed installation, you can tear off the release paper of the 3M foam adhesive in the accessory and then stick it on the fixed object.



Note: Be sure to turn on the toggle switch before installing the device.



WARNING

KEEP BATTERIES AWAY FROM CHILDREN

Swallowing may lead to serious injury or death in 2 hours, due to chemical burns and potential perforation of the oesophagus.

If you suspect your child has swallowed or inserted a button battery, immediately call the 24-hour Posion Informatiion Centre for emergency specialists advice.

4. Important reminders

1、Battery life time varies depending on individual usage habits.

2、Because the device adopts crowdsourcing network, there may be a delay in positioning, such as the management platform and APP no data, you can wait for half an hour to refresh the location information. And try to open the device in the place where there are more cell phones.

3、Please do not disassemble the device, improper handling by non-professionals may cause damage to the device.

5. Regulatory Safety Information



FCC Compliance Statement

This device complies with part 15 of the FCC Rules. Operation is subject to the following two conditions: (1) This device may not cause harmful interference, and (2) this device must accept any interference received, including interference that may cause undesired operation.

Any changes or modifications not expressly approved by the party responsible for compliance could void the user's authority to operate the equipment.

NOTE: This equipment has been tested and found to comply with the limits for a Class B digital device, pursuant to Part 15 of the FCC Rules. These limits are designed to provide reasonable protection against harmful interference in a residential installation. This equipment generates, uses and can radiate radio frequency energy and, if not installed and used in accordance with the instructions, may cause harmful interference to radio communications. However, there is no guarantee that interference will not occur in a particular installation.

If this equipment does cause harmful interference to radio or television reception, which can be determined by turning the equipment off and on, the user is encouraged to try to correct the interference by one or more of the following measures:

- Reorient or relocate the receiving antenna.
- Increase the separation between the equipment and receiver.
- Connect the equipment into an outlet on a circuit different from that to which the receiver is connected.
- Consult the dealer or an experienced radio/TV technician for help.

The device has been evaluated to meet general RF exposure requirement. The device can be used in portable exposure condition without restriction.