

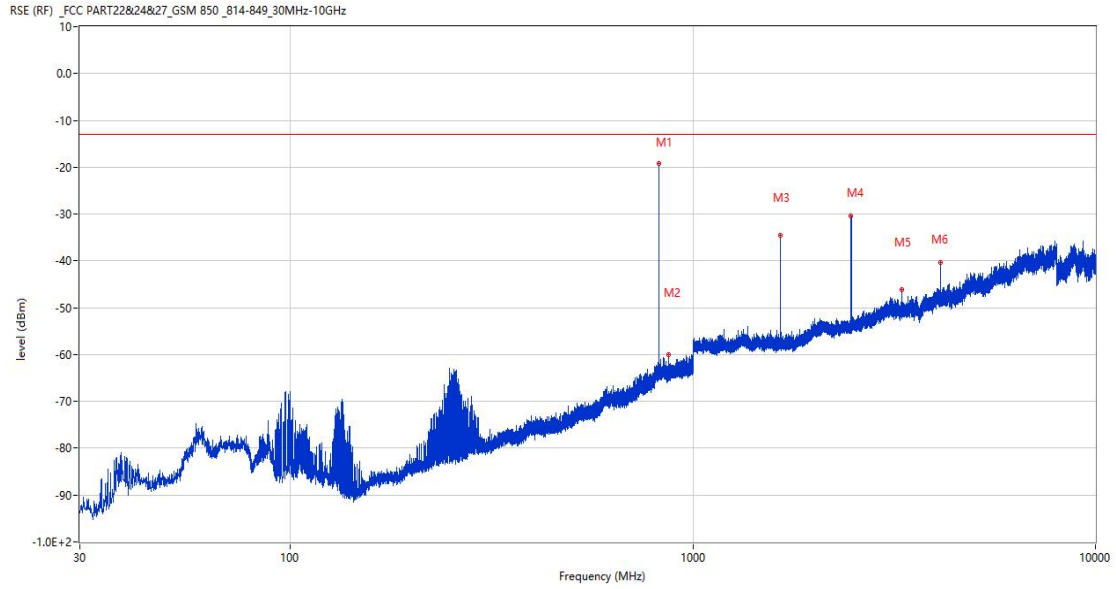
A.7 Field Strength of Spurious Radiation

GSM

1 GSM 850

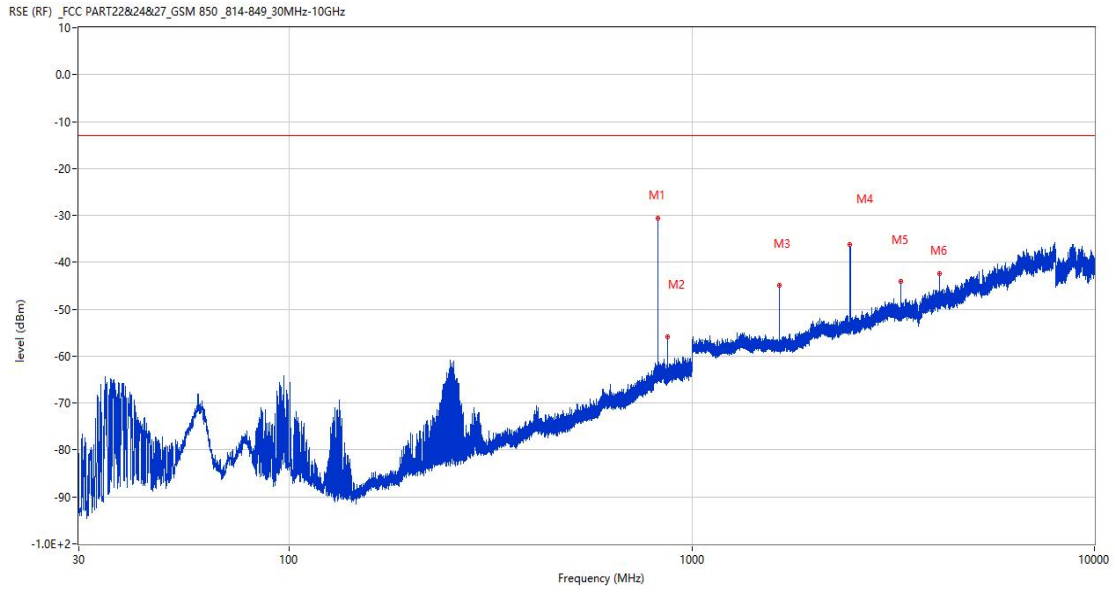
1.1 GSM 850 Low Channel

RSE-H&H GSM 850 CH128



Frequency (MHz)	Result (dBm)	Factor (dB)	PK Limit (dBm)	Over Limit (dB)	Table (o)	ANT	EUT	Verdict
824.236	-19.26	6.91	-13.0	-6.26	197.00	Horizontal	Horizontal	N/A
869.244	-60.06	6.36	-13.0	-47.06	217.00	Horizontal	Horizontal	N/A
1649.300	-34.51	-3.69	-13.0	-21.51	244.00	Horizontal	Horizontal	Pass
2473.400	-30.41	0.94	-13.0	-17.41	86.00	Horizontal	Horizontal	Pass
3297.000	-46.15	6.66	-13.0	-33.15	215.00	Horizontal	Horizontal	Pass
4121.750	-40.31	9.64	-13.0	-27.31	226.00	Horizontal	Horizontal	Pass

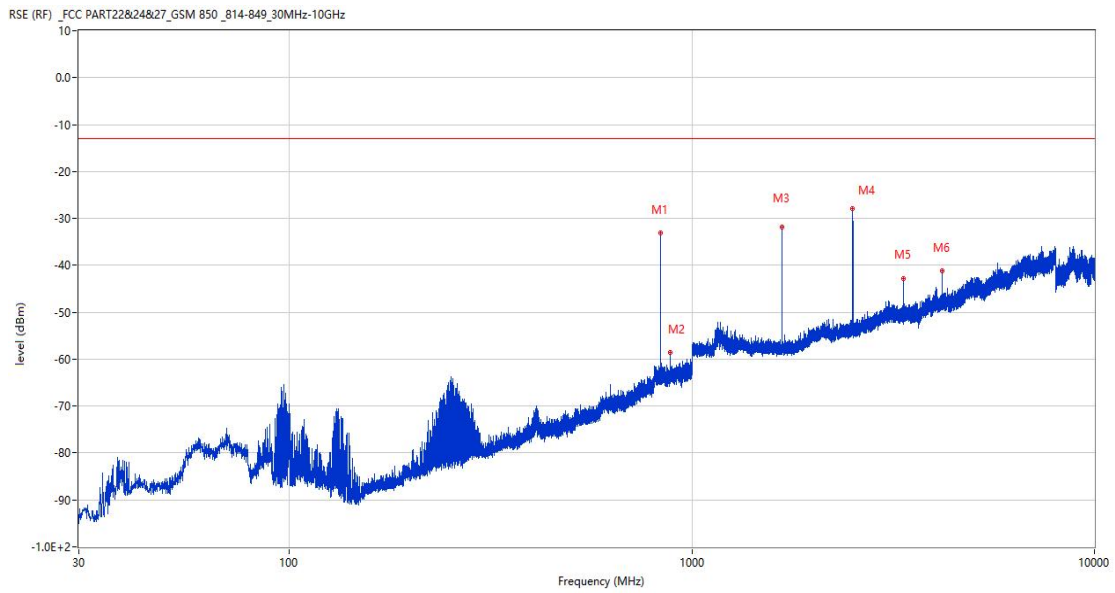
RSE-V&H GSM 850 CH128



Frequency (MHz)	Result (dBm)	Factor (dB)	PK Limit (dBm)	Over Limit (dB)	Table (o)	ANT	EUT	Verdict
824.284	-30.53	6.91	-13.0	-17.53	115.00	Vertical	Horizontal	N/A
869.147	-55.86	6.35	-13.0	-42.86	156.00	Vertical	Horizontal	N/A
1649.100	-44.90	-3.69	-13.0	-31.90	164.00	Vertical	Horizontal	Pass
2473.400	-36.29	0.94	-13.0	-23.29	85.00	Vertical	Horizontal	Pass
3297.750	-44.13	6.66	-13.0	-31.13	258.00	Vertical	Horizontal	Pass
4121.750	-42.40	9.64	-13.0	-29.40	268.00	Vertical	Horizontal	Pass

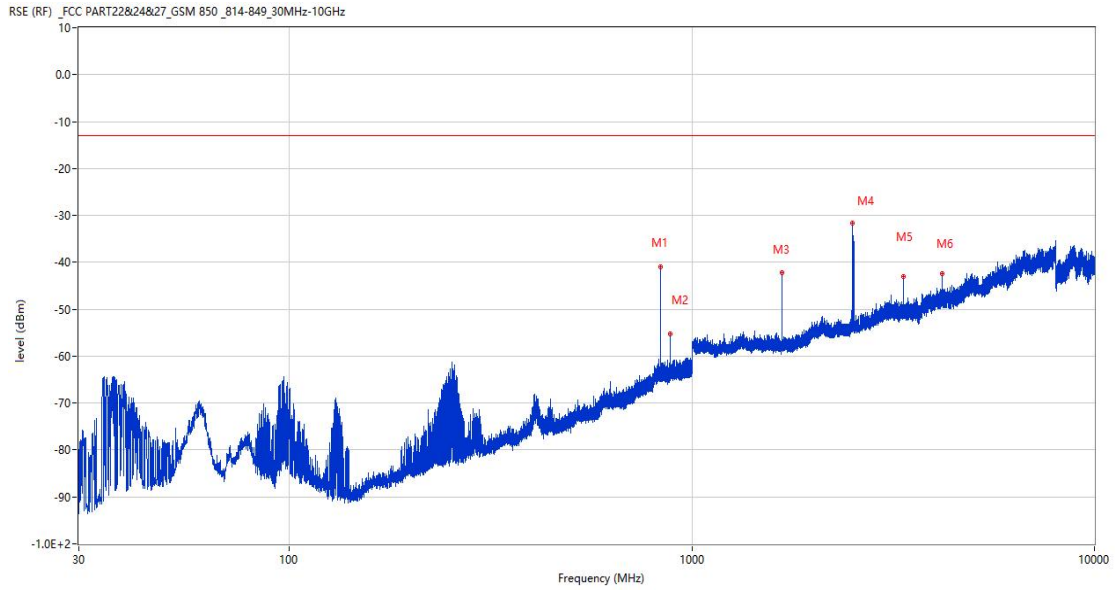
1.2 GSM 850 Middle Channel

RSE-H&H GSM 850 CH190



Frequency (MHz)	Result (dBm)	Factor (dB)	PK Limit (dBm)	Over Limit (dB)	Table (o)	ANT	EUT	Verdict
836.555	-33.06	7.13	-13.0	-20.06	197.00	Horizontal	Horizontal	N/A
881.612	-58.61	6.75	-13.0	-45.61	358.00	Horizontal	Horizontal	N/A
1674.100	-32.96	-3.61	-13.0	-19.96	272.00	Horizontal	Horizontal	Pass
2510.500	-27.87	1.49	-13.0	-14.87	86.00	Horizontal	Horizontal	Pass
3346.750	-42.76	7.13	-13.0	-29.76	71.00	Horizontal	Horizontal	Pass
4184.000	-41.10	10.10	-13.0	-28.10	238.00	Horizontal	Horizontal	Pass

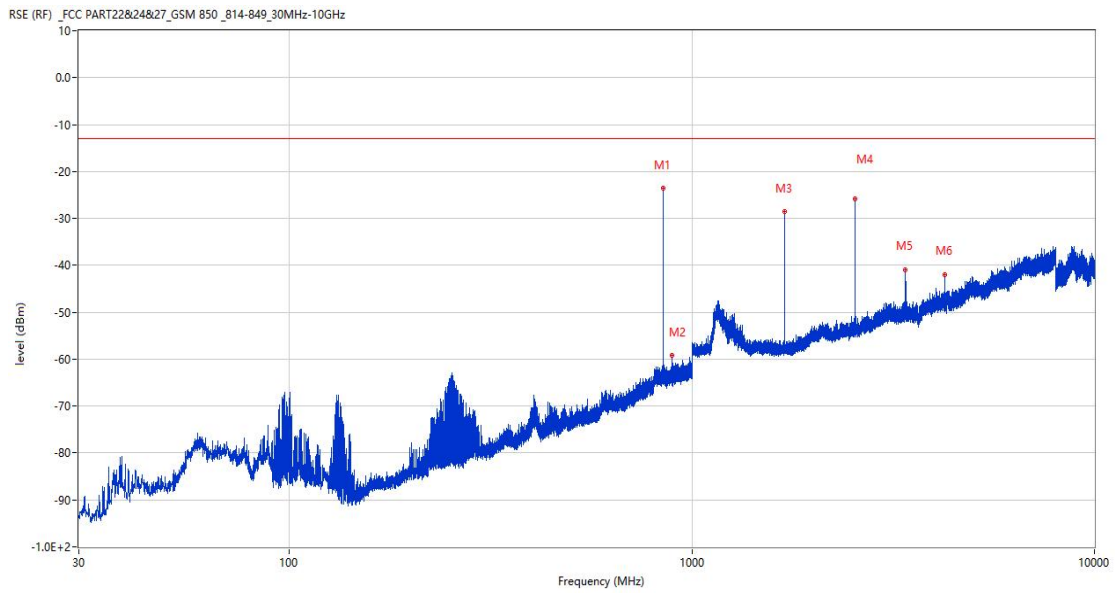
RSE-V&H GSM 850 CH190



Frequency (MHz)	Result (dBm)	Factor (dB)	PK Limit (dBm)	Over Limit (dB)	Table (o)	ANT	EUT	Verdict
836.604	-40.88	7.13	-13.0	-27.88	120.00	Vertical	Horizontal	N/A
881.514	-55.33	6.75	-13.0	-42.33	165.00	Vertical	Horizontal	N/A
1673.900	-42.15	-3.60	-13.0	-29.15	152.00	Vertical	Horizontal	Pass
2510.500	-31.72	1.49	-13.0	-18.72	163.00	Vertical	Horizontal	Pass
3346.750	-43.88	7.13	-13.0	-30.88	122.00	Vertical	Horizontal	Pass
4183.500	-42.48	10.08	-13.0	-29.48	186.00	Vertical	Horizontal	Pass

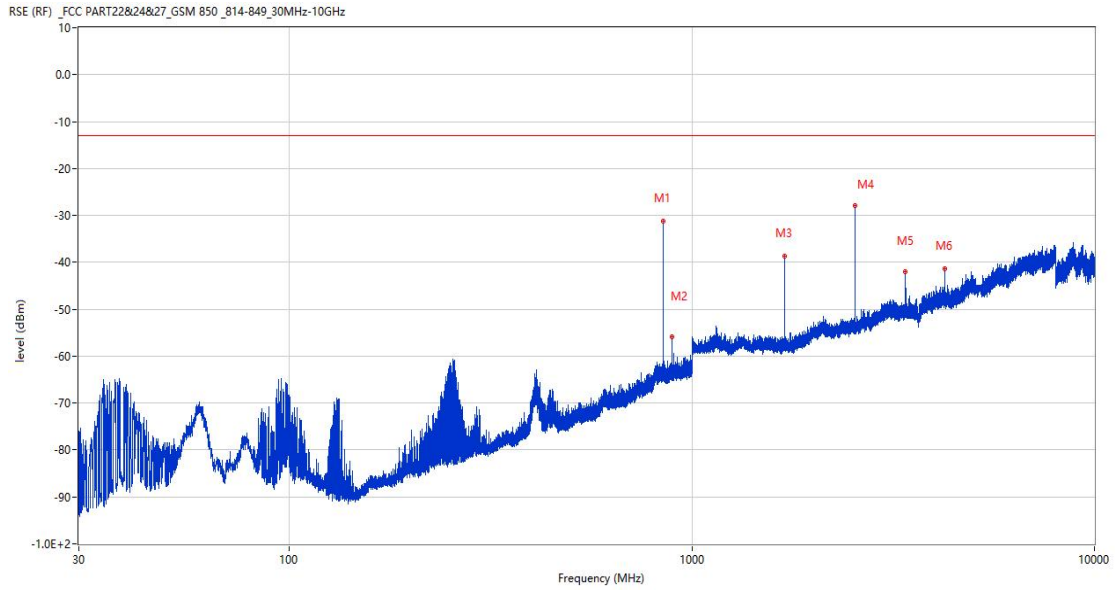
1.3 GSM 850 High Channel

RSE-H&H GSM 850 CH251



Frequency (MHz)	Result (dBm)	Factor (dB)	PK Limit (dBm)	Over Limit (dB)	Table (o)	ANT	EUT	Verdict
848.874	-23.48	7.31	-13.0	-10.48	188.00	Horizontal	Horizontal	N/A
893.737	-59.19	6.90	-13.0	-46.19	110.00	Horizontal	Horizontal	N/A
1698.500	-28.59	-3.60	-13.0	-15.59	255.00	Horizontal	Horizontal	Pass
2547.300	-25.84	1.52	-13.0	-12.84	80.00	Horizontal	Horizontal	Pass
3396.000	-40.86	7.40	-13.0	-27.86	227.00	Horizontal	Horizontal	Pass
4244.250	-41.91	10.05	-13.0	-28.91	269.00	Horizontal	Horizontal	Pass

RSE-V&H GSM 850 CH251

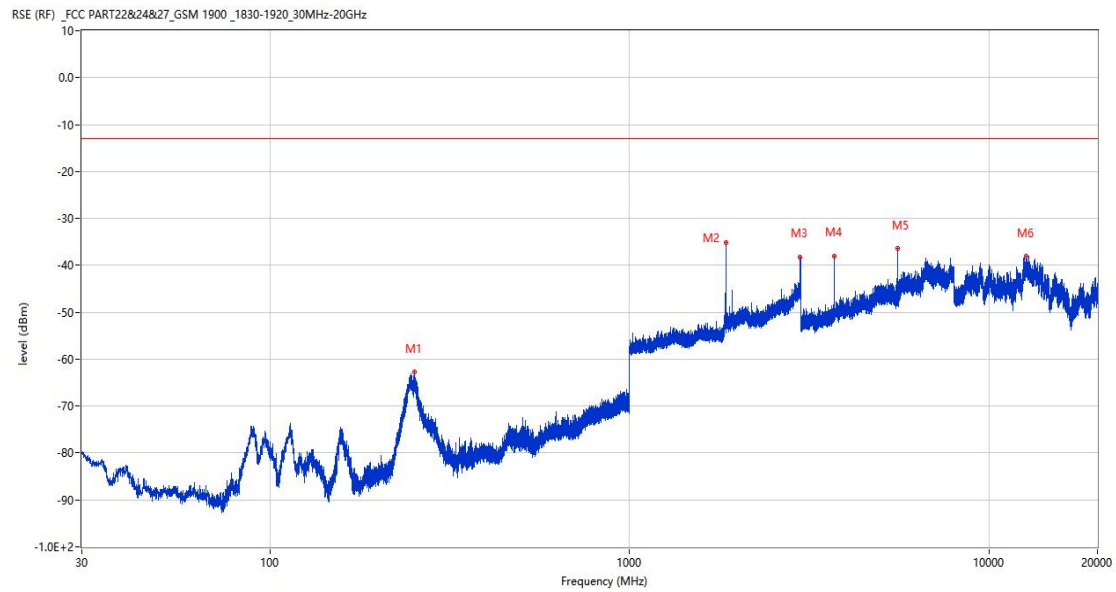


Frequency (MHz)	Result (dBm)	Factor (dB)	PK Limit (dBm)	Over Limit (dB)	Table (o)	ANT	EUT	Verdict
848.874	-31.25	7.31	-13.0	-18.25	139.00	Vertical	Horizontal	N/A
893.882	-55.89	6.88	-13.0	-42.89	163.00	Vertical	Horizontal	N/A
1698.300	-38.78	-3.59	-13.0	-25.78	145.00	Vertical	Horizontal	Pass
2547.200	-27.95	1.52	-13.0	-14.95	170.00	Vertical	Horizontal	Pass
3396.000	-41.98	7.40	-13.0	-28.98	218.00	Vertical	Horizontal	Pass
4245.250	-41.46	9.99	-13.0	-28.46	197.00	Vertical	Horizontal	Pass

2 GSM 1900

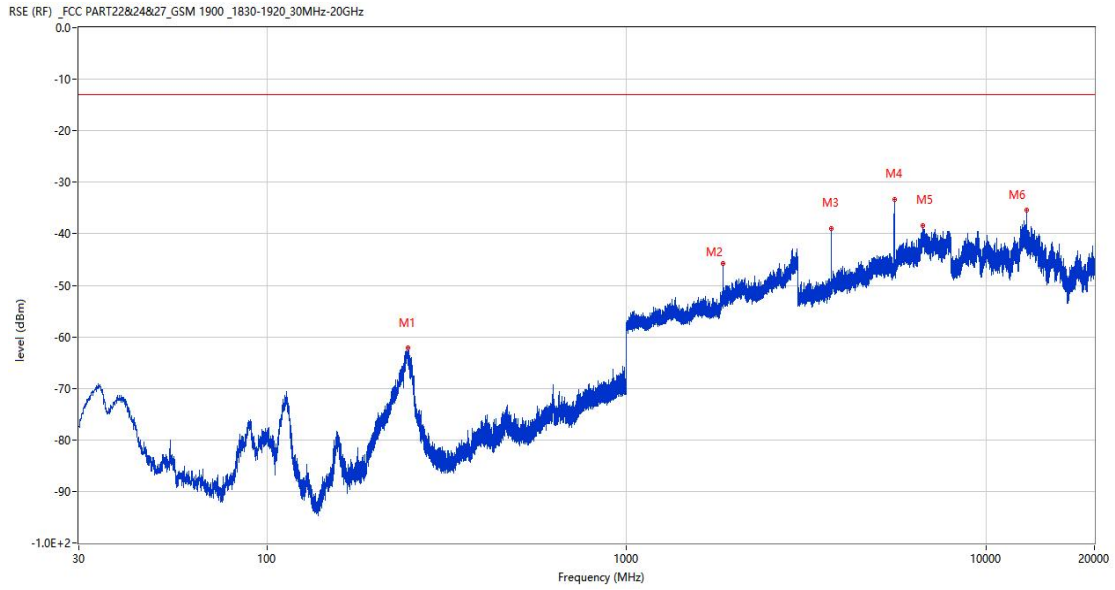
2.1 GSM 1900 Low Channel

RSE-H&H GSM 1900 CH512



Frequency (MHz)	Result (dBm)	Factor (dB)	PK Limit (dBm)	Over Limit (dB)	Table (o)	ANT	EUT	Verdict
252.954	-62.76	-15.54	-13.0	-49.76	285.00	Horizontal	Horizontal	Pass
1850.800	-35.09	2.44	-13.0	-22.09	150.00	Horizontal	Horizontal	N/A
2986.300	-38.19	10.92	-13.0	-25.19	350.00	Horizontal	Horizontal	Pass
3701.000	-37.97	7.43	-13.0	-24.97	138.00	Horizontal	Horizontal	Pass
5551.250	-36.47	10.55	-13.0	-23.47	94.00	Horizontal	Horizontal	Pass
12667.112	-38.12	15.97	-13.0	-25.12	0.00	Horizontal	Horizontal	Pass

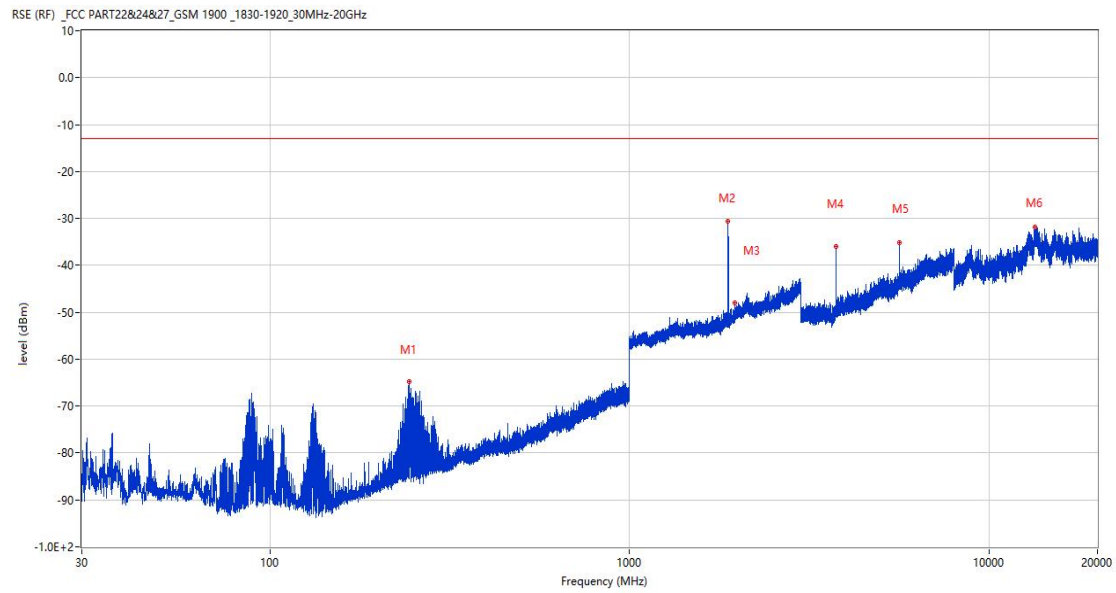
RSE-V&H GSM 1900 CH512



Frequency (MHz)	Result (dBm)	Factor (dB)	PK Limit (dBm)	Over Limit (dB)	Table (o)	ANT	EUT	Verdict
247.426	-62.22	-15.49	-13.0	-49.22	233.00	Vertical	Horizontal	Pass
1850.700	-45.82	2.44	-13.0	-32.82	230.00	Vertical	Horizontal	N/A
3700.750	-39.00	7.43	-13.0	-26.00	360.00	Vertical	Horizontal	Pass
5551.000	-33.34	10.56	-13.0	-20.34	211.00	Vertical	Horizontal	Pass
6656.250	-38.43	15.05	-13.0	-25.43	112.00	Vertical	Horizontal	Pass
12951.912	-35.35	15.44	-13.0	-22.35	178.00	Vertical	Horizontal	Pass

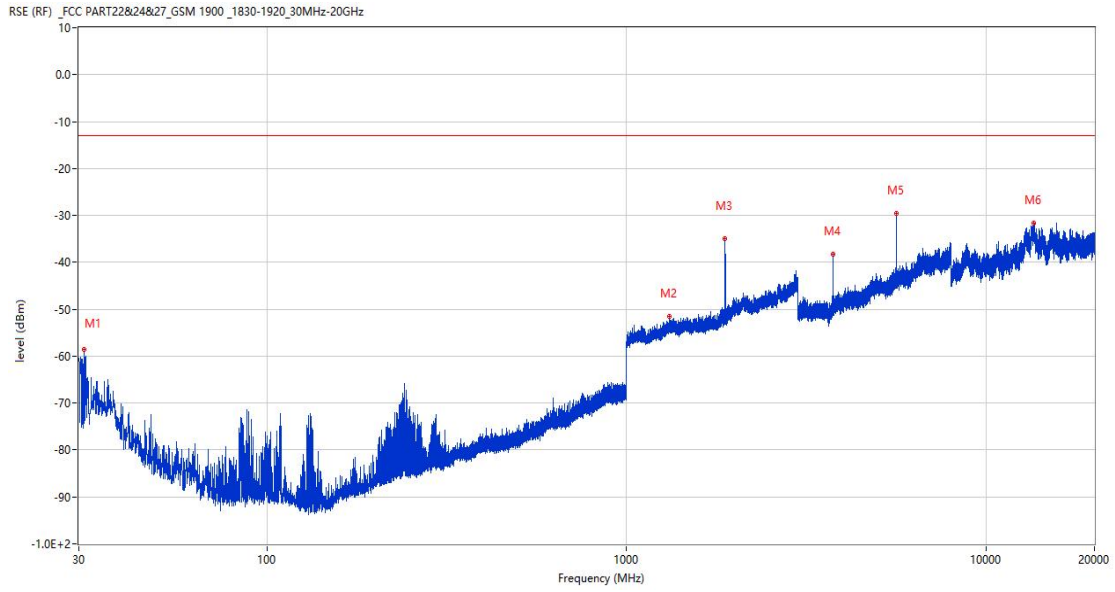
2.2 GSM 1900 Middle Channel

RSE-H&H GSM 1900 CH661



Frequency (MHz)	Result (dBm)	Factor (dB)	PK Limit (dBm)	Over Limit (dB)	Table (o)	ANT	EUT	Verdict
244.516	-64.84	-13.49	-13.0	-51.84	258.00	Horizontal	Horizontal	Pass
1880.800	-30.57	2.77	-13.0	-17.57	88.00	Horizontal	Horizontal	N/A
1960.700	-48.09	3.40	-13.0	-35.09	269.00	Horizontal	Horizontal	N/A
3760.250	-35.98	9.20	-13.0	-22.98	198.00	Horizontal	Horizontal	Pass
5640.250	-35.19	13.54	-13.0	-22.19	114.00	Horizontal	Horizontal	Pass
13375.674	-31.75	24.70	-13.0	-18.75	121.00	Horizontal	Horizontal	Pass

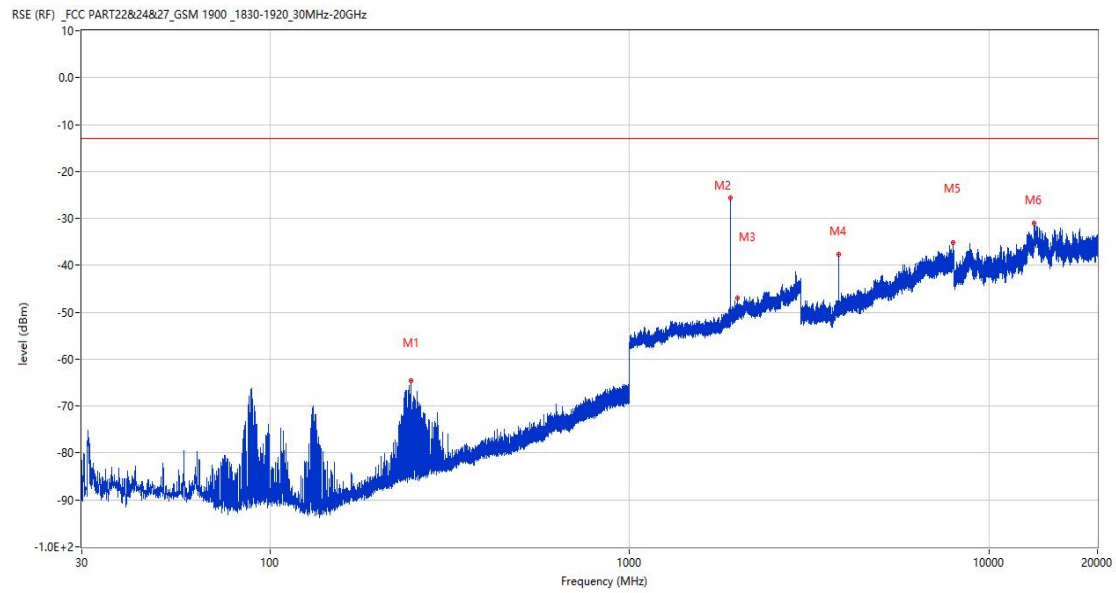
RSE-V&H GSM 1900 CH661



Frequency (MHz)	Result (dBm)	Factor (dB)	PK Limit (dBm)	Over Limit (dB)	Table (o)	ANT	EUT	Verdict
30.970	-58.50	-23.17	-13.0	-45.50	237.00	Vertical	Horizontal	Pass
1318.300	-51.57	0.53	-13.0	-38.57	147.00	Vertical	Horizontal	Pass
1880.800	-34.92	2.77	-13.0	-21.92	22.00	Vertical	Horizontal	N/A
3760.500	-38.23	9.19	-13.0	-25.23	275.00	Vertical	Horizontal	Pass
5640.500	-29.63	13.53	-13.0	-16.63	328.00	Vertical	Horizontal	Pass
13581.575	-31.61	25.00	-13.0	-18.61	239.00	Vertical	Horizontal	Pass

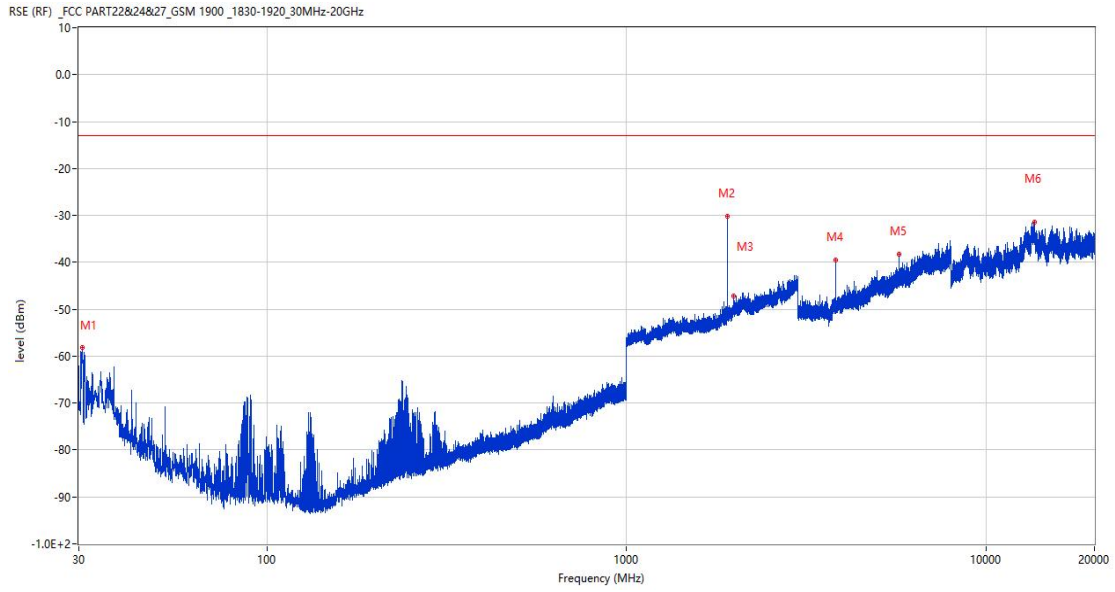
2.3 GSM 1900 High Channel

RSE-H&H GSM 1900 CH810



Frequency (MHz)	Result (dBm)	Factor (dB)	PK Limit (dBm)	Over Limit (dB)	Table (o)	ANT	EUT	Verdict
246.456	-64.62	-13.53	-13.0	-51.62	88.00	Horizontal	Horizontal	Pass
1910.600	-25.63	3.10	-13.0	-12.63	90.00	Horizontal	Horizontal	N/A
1990.800	-46.93	4.53	-13.0	-33.93	267.00	Horizontal	Horizontal	N/A
3820.250	-37.63	9.03	-13.0	-24.63	214.00	Horizontal	Horizontal	Pass
7946.750	-35.17	18.80	-13.0	-22.17	225.00	Horizontal	Horizontal	Pass
13360.088	-30.97	24.60	-13.0	-17.97	360.00	Horizontal	Horizontal	Pass

RSE-V&H GSM 1900 CH810



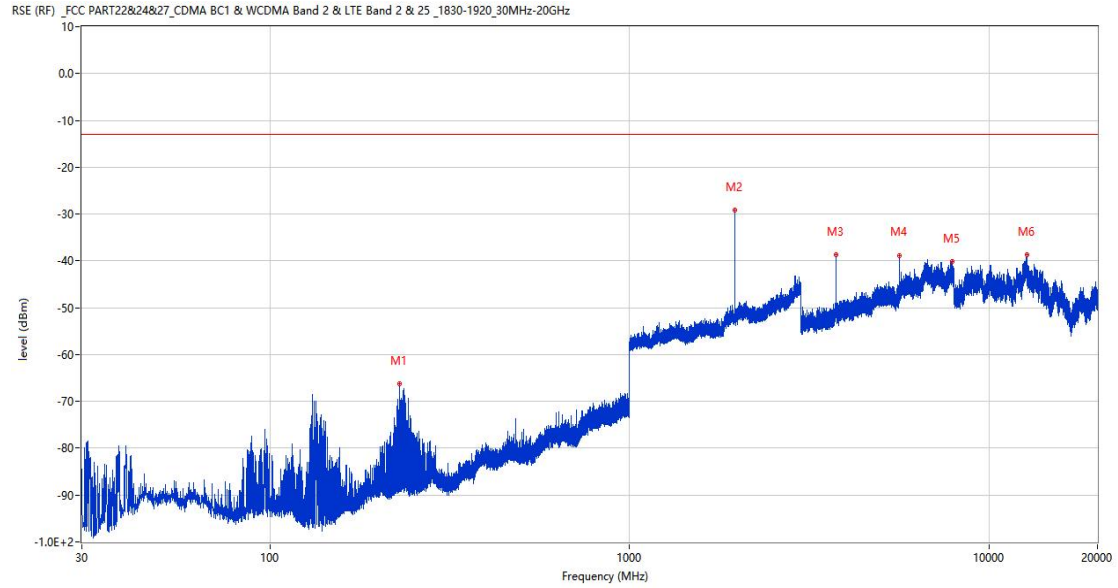
Frequency (MHz)	Result (dBm)	Factor (dB)	PK Limit (dBm)	Over Limit (dB)	Table (o)	ANT	EUT	Verdict
30.631	-58.13	-23.36	-13.0	-45.13	228.00	Vertical	Horizontal	Pass
1910.600	-30.24	3.10	-13.0	-17.24	27.00	Vertical	Horizontal	N/A
1985.300	-47.16	4.18	-13.0	-34.16	201.00	Vertical	Horizontal	N/A
3820.000	-40.18	9.05	-13.0	-27.18	238.00	Vertical	Horizontal	Pass
5730.000	-38.29	13.88	-13.0	-25.29	269.00	Vertical	Horizontal	Pass
13646.825	-31.42	24.83	-13.0	-18.42	300.00	Vertical	Horizontal	Pass

LTE

3 LTE Band 2

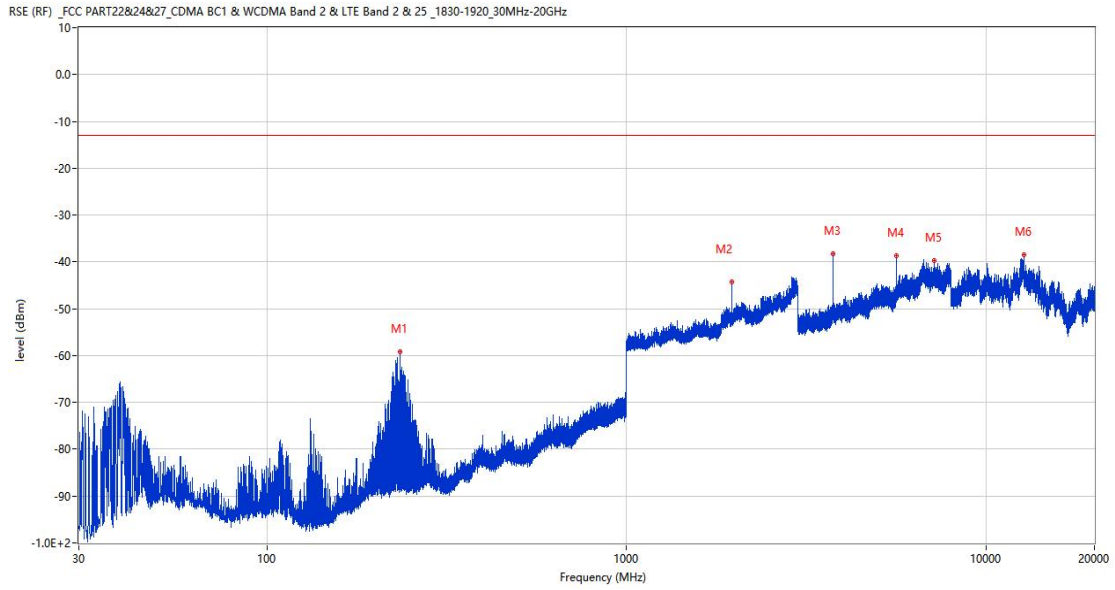
3.1 LTE Band 2 BW1.4, Middle Channel

RSE-H&H LTE Band 2 BW1.4 CH18900



Frequency (MHz)	Result (dBm)	Factor (dB)	PK Limit (dBm)	Over Limit (dB)	Table (o)	ANT	EUT	Verdict
229.674	-66.30	-15.43	-13.0	-53.30	83.00	Horizontal	Horizontal	Pass
1960.600	-29.22	2.80	-13.0	-16.22	74.00	Horizontal	Horizontal	N/A
3759.750	-38.61	8.73	-13.0	-25.61	122.00	Horizontal	Horizontal	Pass
5639.250	-38.90	11.40	-13.0	-25.90	188.00	Horizontal	Horizontal	Pass
7887.750	-40.17	15.11	-13.0	-27.17	101.00	Horizontal	Horizontal	Pass
12721.738	-38.78	16.31	-13.0	-25.78	149.00	Horizontal	Horizontal	Pass

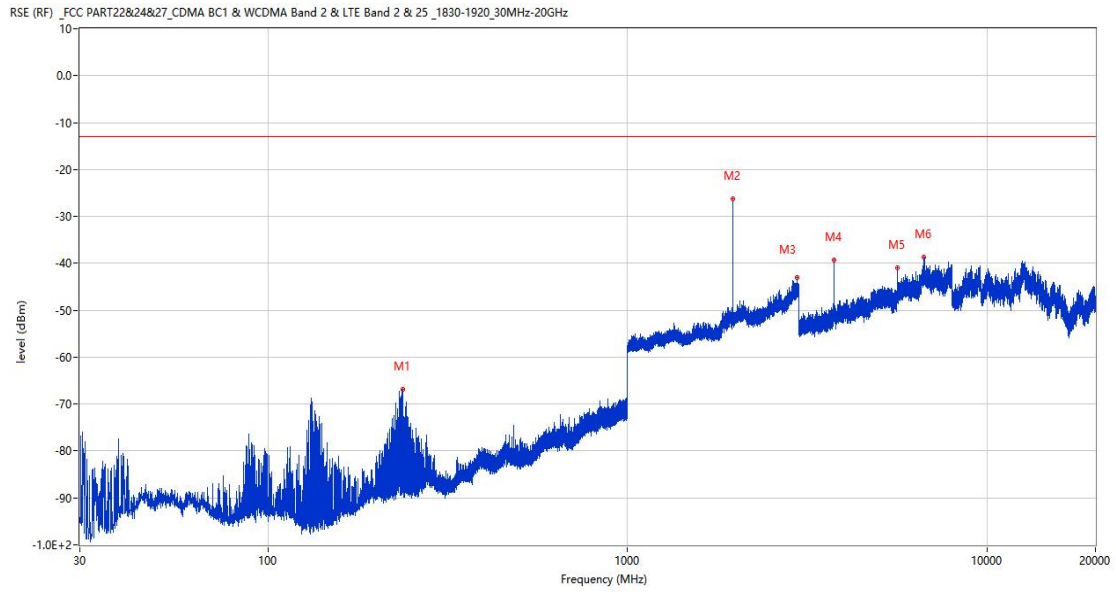
RSE-V&H LTE Band 2 BW1.4 CH18900



Frequency (MHz)	Result (dBm)	Factor (dB)	PK Limit (dBm)	Over Limit (dB)	Table (o)	ANT	EUT	Verdict
234.719	-59.18	-15.30	-13.0	-46.18	26.00	Vertical	Horizontal	Pass
1961.100	-44.22	2.83	-13.0	-31.22	361.00	Vertical	Horizontal	N/A
3759.750	-38.22	8.73	-13.0	-25.22	360.00	Vertical	Horizontal	Pass
5639.500	-38.69	11.37	-13.0	-25.69	360.00	Vertical	Horizontal	Pass
7162.500	-39.66	14.25	-13.0	-26.66	328.00	Vertical	Horizontal	Pass
12708.912	-38.44	16.44	-13.0	-25.44	167.00	Vertical	Horizontal	Pass

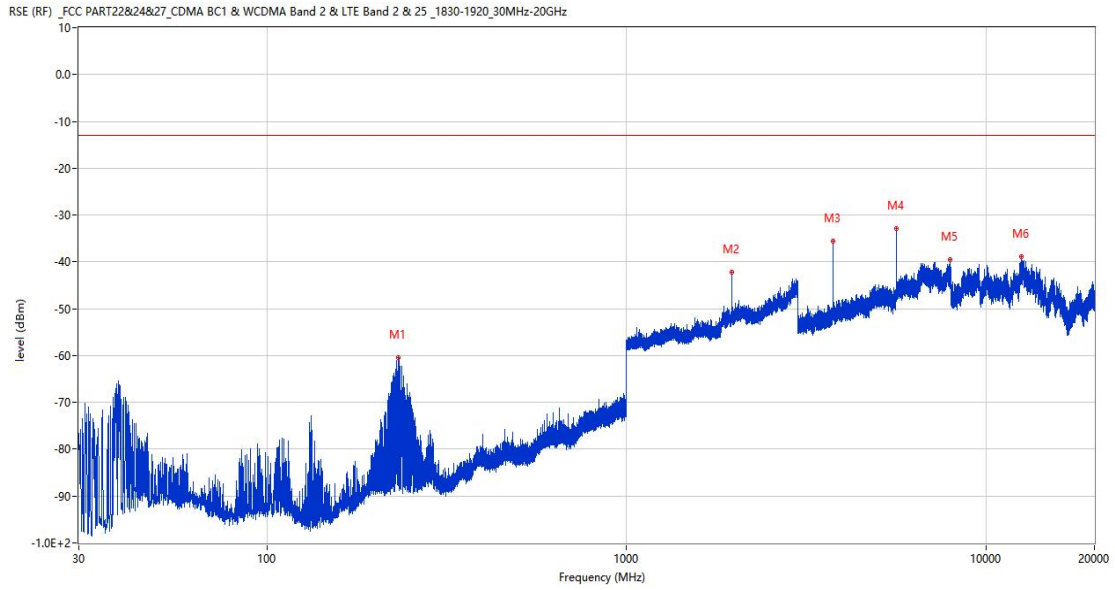
3.2 LTE Band 2 BW3, Middle Channel

RSE-H&H LTE Band 2 BW3 CH18900



Frequency (MHz)	Result (dBm)	Factor (dB)	PK Limit (dBm)	Over Limit (dB)	Table (o)	ANT	EUT	Verdict
236.707	-66.93	-15.37	-13.0	-53.93	106.00	Horizontal	Horizontal	Pass
1960.300	-26.30	2.80	-13.0	-13.30	74.00	Horizontal	Horizontal	N/A
2958.400	-42.94	11.23	-13.0	-29.94	18.00	Horizontal	Horizontal	Pass
3758.000	-39.38	8.57	-13.0	-26.38	203.00	Horizontal	Horizontal	Pass
5636.750	-40.99	11.51	-13.0	-27.99	181.00	Horizontal	Horizontal	Pass
6659.000	-38.75	14.82	-13.0	-25.75	105.00	Horizontal	Horizontal	Pass

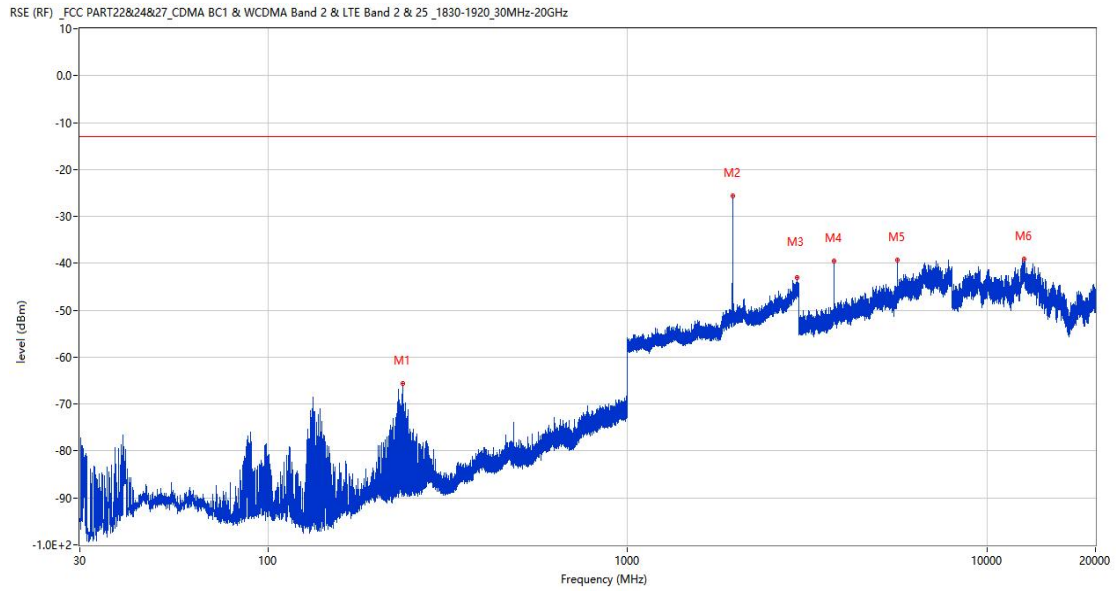
RSE-V&H LTE Band 2 BW3 CH18900



Frequency (MHz)	Result (dBm)	Factor (dB)	PK Limit (dBm)	Over Limit (dB)	Table (o)	ANT	EUT	Verdict
232.488	-60.39	-15.30	-13.0	-47.39	334.00	Vertical	Horizontal	Pass
1959.900	-42.30	2.78	-13.0	-29.30	199.00	Vertical	Horizontal	N/A
3758.000	-35.52	8.57	-13.0	-22.52	0.00	Vertical	Horizontal	Pass
5636.750	-32.97	11.51	-13.0	-19.97	328.00	Vertical	Horizontal	Pass
7954.500	-39.43	14.57	-13.0	-26.43	177.00	Vertical	Horizontal	Pass
12519.862	-38.87	15.25	-13.0	-25.87	221.00	Vertical	Horizontal	Pass

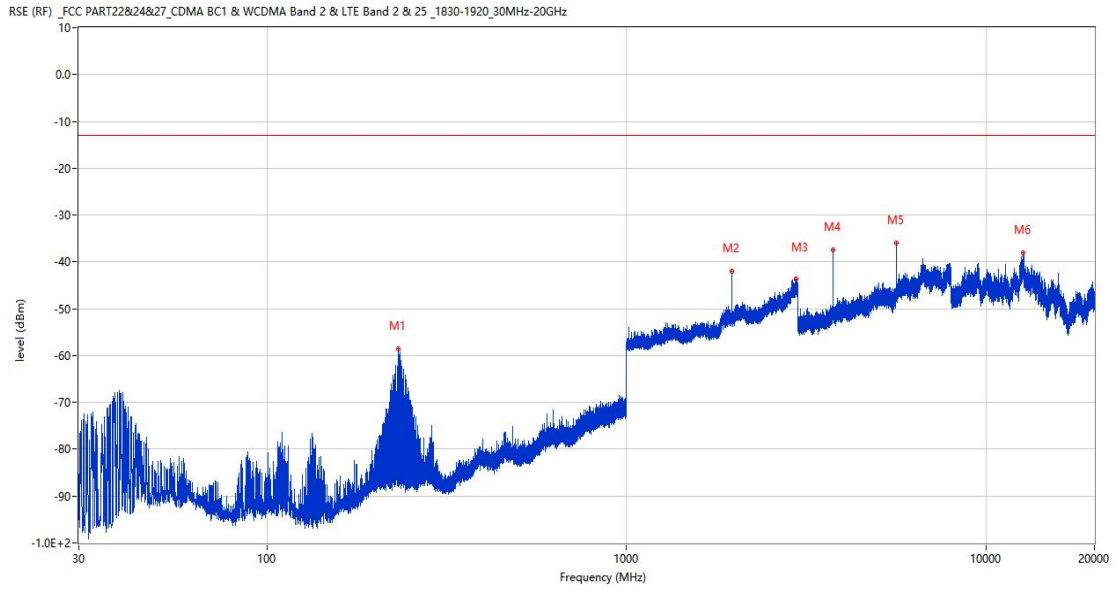
3.3 LTE Band 2 BW5, Middle Channel

RSE-H&H LTE Band 2 BW5 CH18900



Frequency (MHz)	Result (dBm)	Factor (dB)	PK Limit (dBm)	Over Limit (dB)	Table (o)	ANT	EUT	Verdict
236.998	-65.56	-15.28	-13.0	-52.56	105.00	Horizontal	Horizontal	Pass
1959.600	-25.68	2.76	-13.0	-12.68	82.00	Horizontal	Horizontal	N/A
2960.400	-43.12	11.59	-13.0	-30.12	346.00	Horizontal	Horizontal	Pass
3756.250	-39.47	8.41	-13.0	-26.47	218.00	Horizontal	Horizontal	Pass
5634.000	-39.39	11.57	-13.0	-26.39	207.00	Horizontal	Horizontal	Pass
12701.787	-39.05	16.52	-13.0	-26.05	221.00	Horizontal	Horizontal	Pass

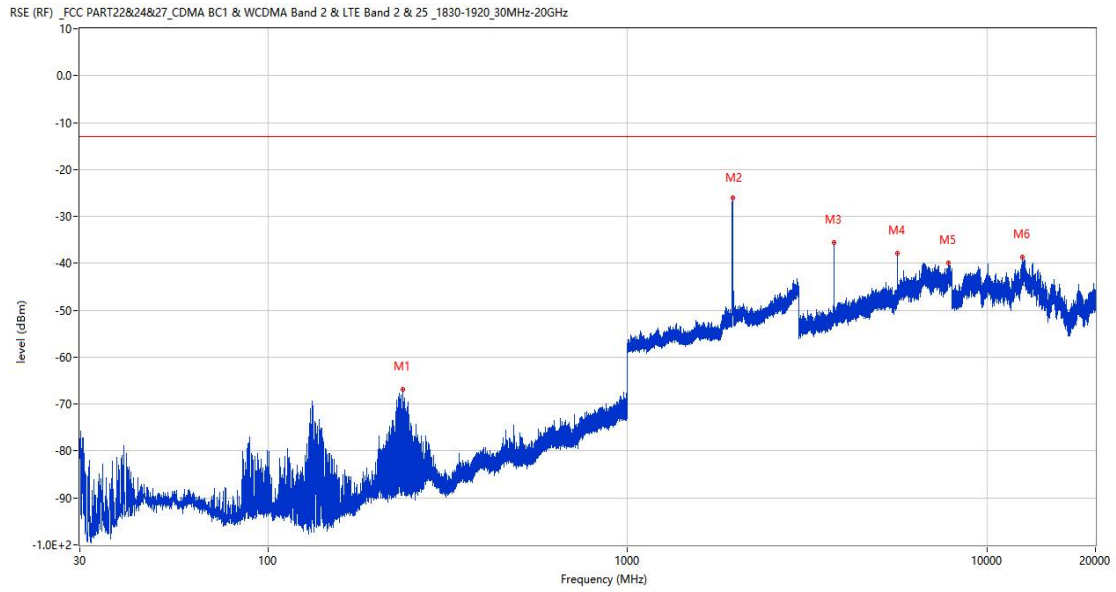
RSE-V&H LTE Band 2 BW5 CH18900



Frequency (MHz)	Result (dBm)	Factor (dB)	PK Limit (dBm)	Over Limit (dB)	Table (o)	ANT	EUT	Verdict
232.294	-58.64	-15.28	-13.0	-45.64	0.00	Vertical	Horizontal	Pass
1960.200	-41.91	2.80	-13.0	-28.91	191.00	Vertical	Horizontal	N/A
2967.200	-43.65	11.89	-13.0	-30.65	334.00	Vertical	Horizontal	Pass
3756.250	-37.40	8.41	-13.0	-24.40	360.00	Vertical	Horizontal	Pass
5634.250	-35.90	11.54	-13.0	-22.90	194.00	Vertical	Horizontal	Pass
12681.600	-38.11	16.22	-13.0	-25.11	26.00	Vertical	Horizontal	Pass

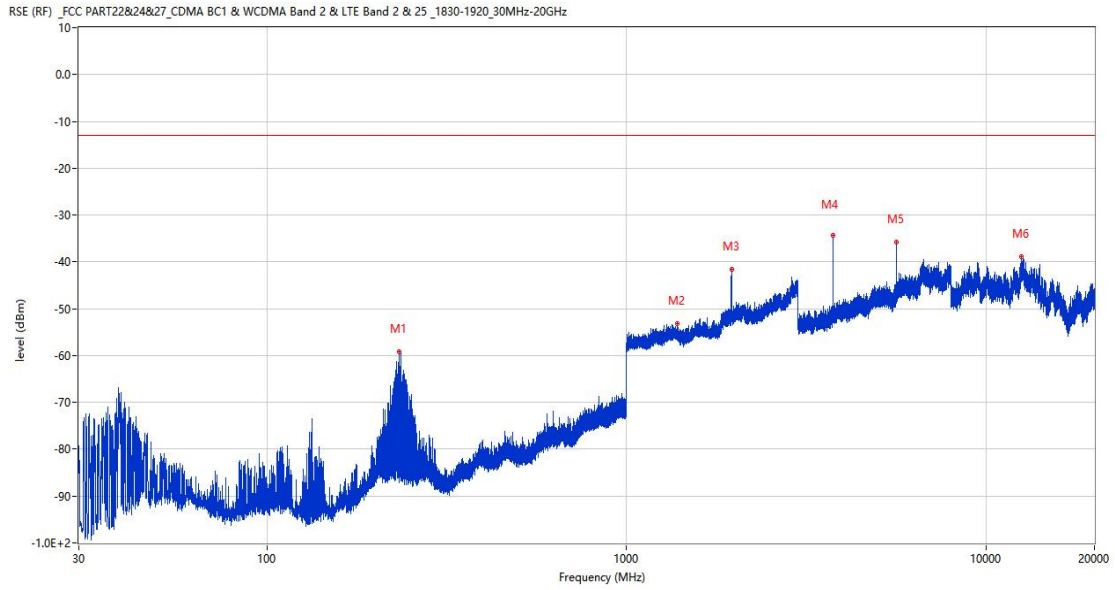
3.4 LTE Band 2 BW10, Middle Channel

RSE-H&H LTE Band 2 BW10 CH18900



Frequency (MHz)	Result (dBm)	Factor (dB)	PK Limit (dBm)	Over Limit (dB)	Table (o)	ANT	EUT	Verdict
237.628	-66.80	-15.24	-13.0	-53.80	108.00	Horizontal	Horizontal	Pass
1962.300	-26.07	2.98	-13.0	-13.07	75.00	Horizontal	Horizontal	N/A
3751.750	-35.63	8.03	-13.0	-22.63	35.00	Horizontal	Horizontal	Pass
5627.000	-37.95	11.31	-13.0	-24.95	193.00	Horizontal	Horizontal	Pass
7811.250	-39.99	16.33	-13.0	-26.99	350.00	Horizontal	Horizontal	Pass
12524.137	-38.69	15.17	-13.0	-25.69	313.00	Horizontal	Horizontal	Pass

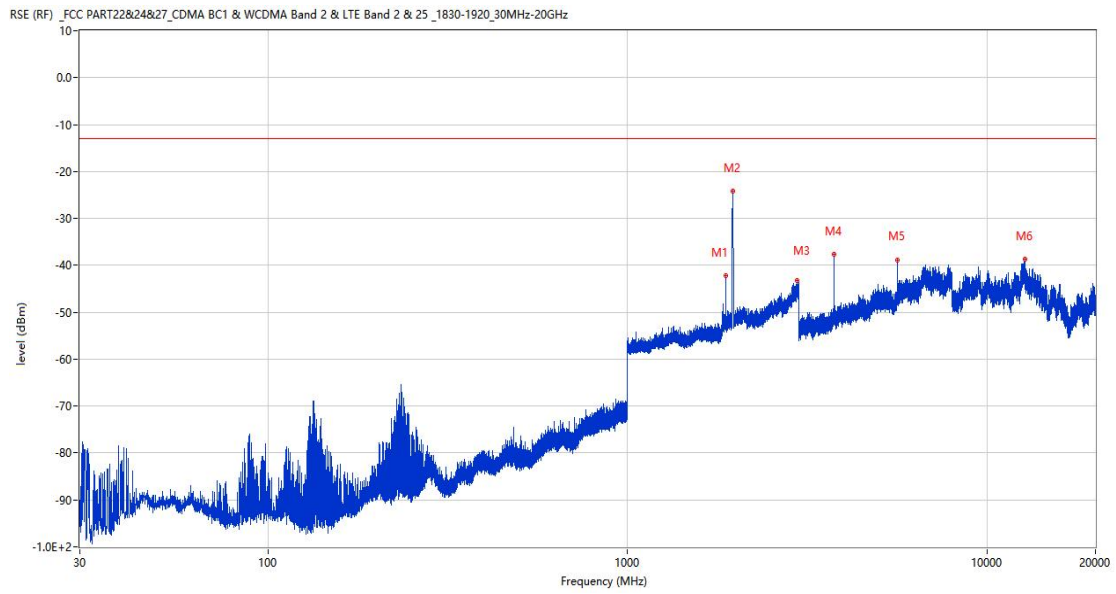
RSE-V&H LTE Band 2 BW10 CH18900



Frequency (MHz)	Result (dBm)	Factor (dB)	PK Limit (dBm)	Over Limit (dB)	Table (o)	ANT	EUT	Verdict
233.603	-59.18	-15.29	-13.0	-46.18	341.00	Vertical	Horizontal	Pass
1382.300	-53.20	-0.49	-13.0	-40.20	276.00	Vertical	Horizontal	Pass
1958.200	-41.54	2.87	-13.0	-28.54	200.00	Vertical	Horizontal	N/A
3751.750	-34.35	8.03	-13.0	-21.35	360.00	Vertical	Horizontal	Pass
5627.500	-35.88	11.40	-13.0	-22.88	0.00	Vertical	Horizontal	Pass
12533.401	-38.86	14.98	-13.0	-25.86	201.00	Vertical	Horizontal	Pass

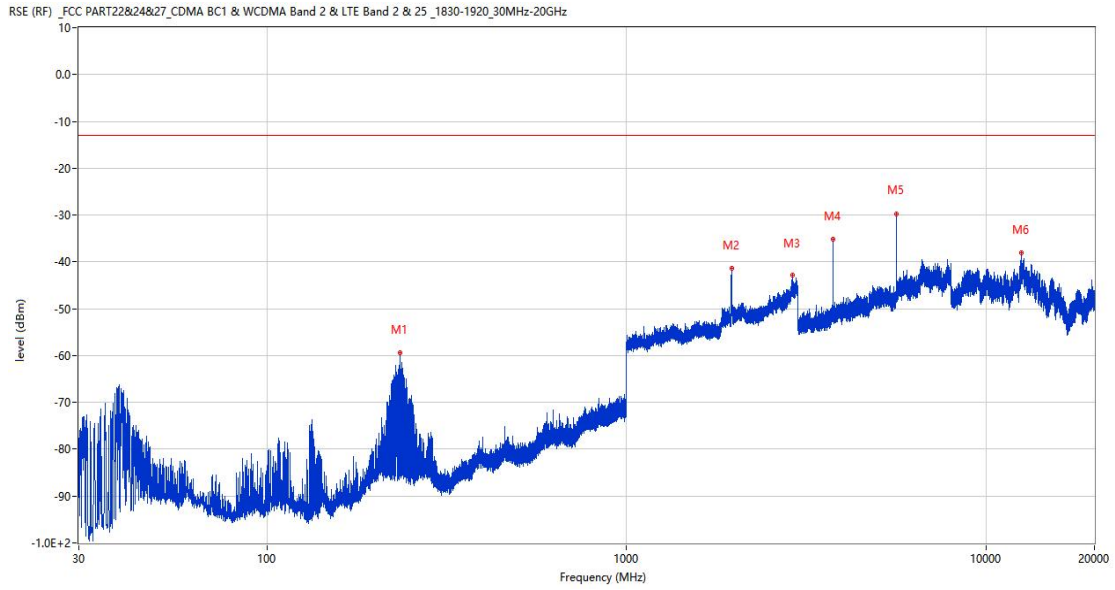
3.5 LTE Band 2 BW15, Middle Channel

RSE-H&H LTE Band 2 BW15 CH18900



Frequency (MHz)	Result (dBm)	Factor (dB)	PK Limit (dBm)	Over Limit (dB)	Table (o)	ANT	EUT	Verdict
1874.000	-42.24	2.72	-13.0	-29.24	126.00	Horizontal	Horizontal	N/A
1958.100	-24.18	2.90	-13.0	-11.18	76.00	Horizontal	Horizontal	N/A
2966.800	-43.20	11.94	-13.0	-30.20	158.00	Horizontal	Horizontal	Pass
3747.250	-37.59	7.67	-13.0	-24.59	145.00	Horizontal	Horizontal	Pass
5620.750	-38.79	11.22	-13.0	-25.79	188.00	Horizontal	Horizontal	Pass
12711.763	-38.74	16.41	-13.0	-25.74	211.00	Horizontal	Horizontal	Pass

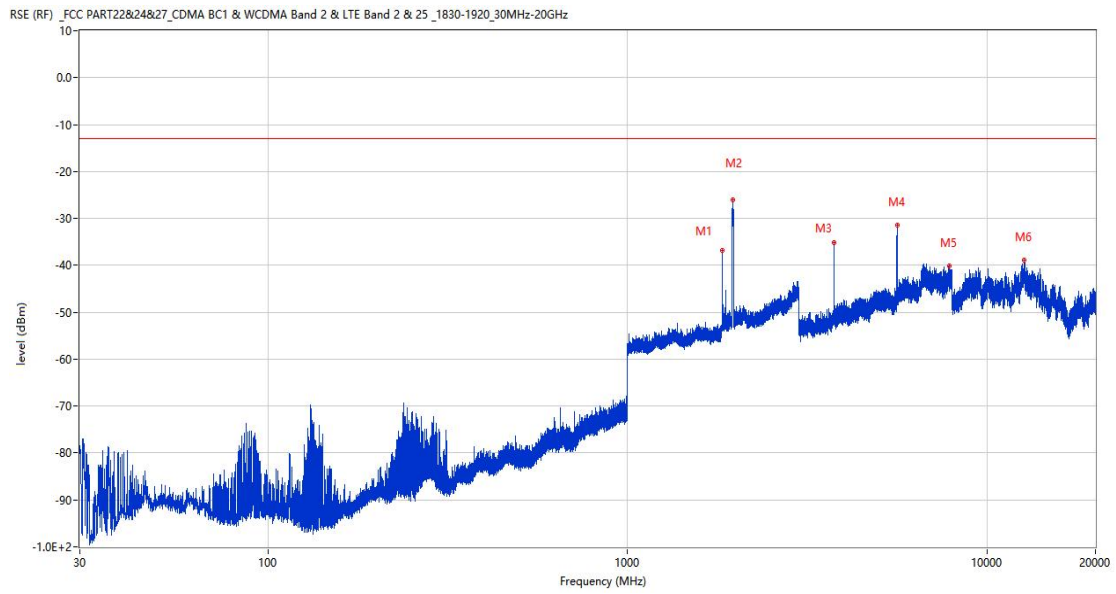
RSE-V&H LTE Band 2 BW15 CH18900



Frequency (MHz)	Result (dBm)	Factor (dB)	PK Limit (dBm)	Over Limit (dB)	Table (o)	ANT	EUT	Verdict
234.913	-59.38	-15.31	-13.0	-46.38	342.00	Vertical	Horizontal	Pass
1958.900	-41.45	2.76	-13.0	-28.45	196.00	Vertical	Horizontal	N/A
2888.700	-42.89	11.76	-13.0	-29.89	121.00	Vertical	Horizontal	Pass
3747.000	-35.17	7.68	-13.0	-22.17	174.00	Vertical	Horizontal	Pass
5620.750	-29.68	11.22	-13.0	-16.68	229.00	Vertical	Horizontal	Pass
12499.200	-38.13	15.63	-13.0	-25.13	2.00	Vertical	Horizontal	Pass

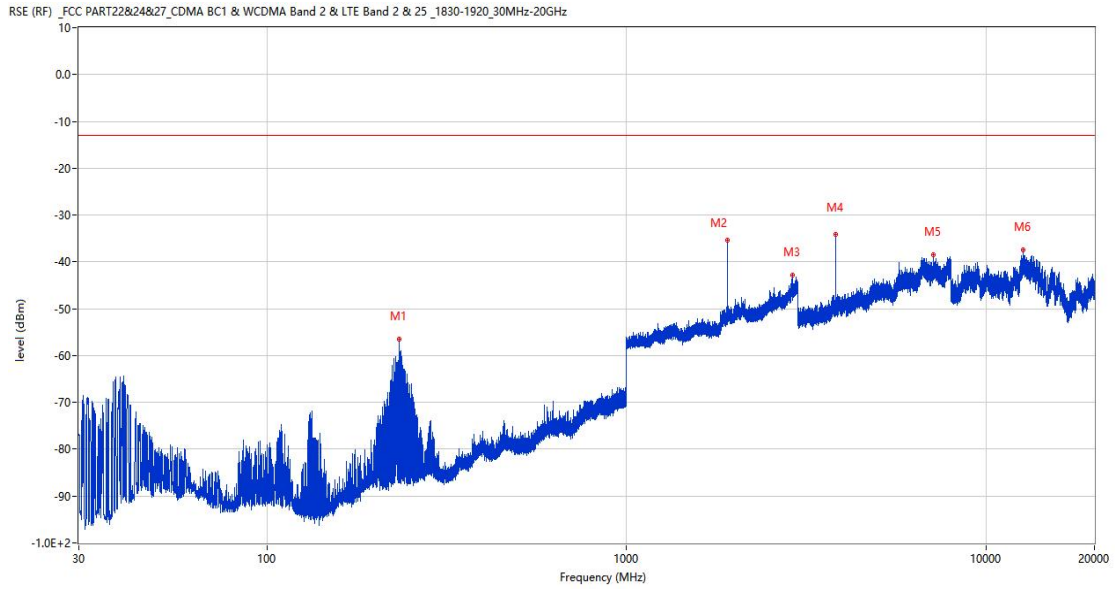
3.6 LTE Band 2 BW20, Middle Channel

RSE-H&H LTE Band 2 BW20 CH18900



Frequency (MHz)	Result (dBm)	Factor (dB)	PK Limit (dBm)	Over Limit (dB)	Table (o)	ANT	EUT	Verdict
1836.400	-36.77	1.69	-13.0	-23.77	122.00	Horizontal	Horizontal	N/A
1957.400	-25.97	2.99	-13.0	-12.97	78.00	Horizontal	Horizontal	N/A
3742.750	-35.16	7.53	-13.0	-22.16	244.00	Horizontal	Horizontal	Pass
5613.750	-31.34	10.87	-13.0	-18.34	188.00	Horizontal	Horizontal	Pass
7863.000	-40.16	14.45	-13.0	-27.16	53.00	Horizontal	Horizontal	Pass
12692.763	-38.84	16.41	-13.0	-25.84	0.00	Horizontal	Horizontal	Pass

RSE-V&H LTE Band 2 BW20 CH18900

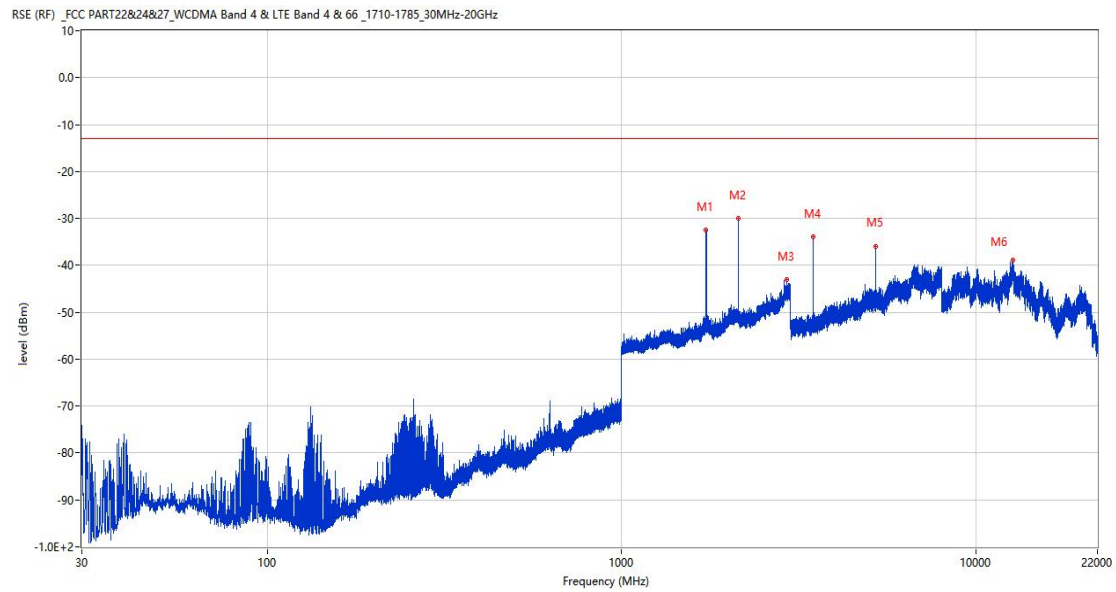


Frequency (MHz)	Result (dBm)	Factor (dB)	PK Limit (dBm)	Over Limit (dB)	Table (o)	ANT	EUT	Verdict
233.603	-56.56	-15.29	-13.0	-43.56	19.00	Vertical	Horizontal	Pass
1910.500	-35.45	3.14	-13.0	-22.45	100.00	Vertical	Horizontal	N/A
2896.700	-42.88	11.19	-13.0	-29.88	81.00	Vertical	Horizontal	Pass
3820.250	-34.07	7.60	-13.0	-21.07	341.00	Vertical	Horizontal	Pass
7148.750	-38.57	14.13	-13.0	-25.57	330.00	Vertical	Horizontal	Pass
12705.825	-37.36	16.48	-13.0	-24.36	40.00	Vertical	Horizontal	Pass

4 LTE Band 4

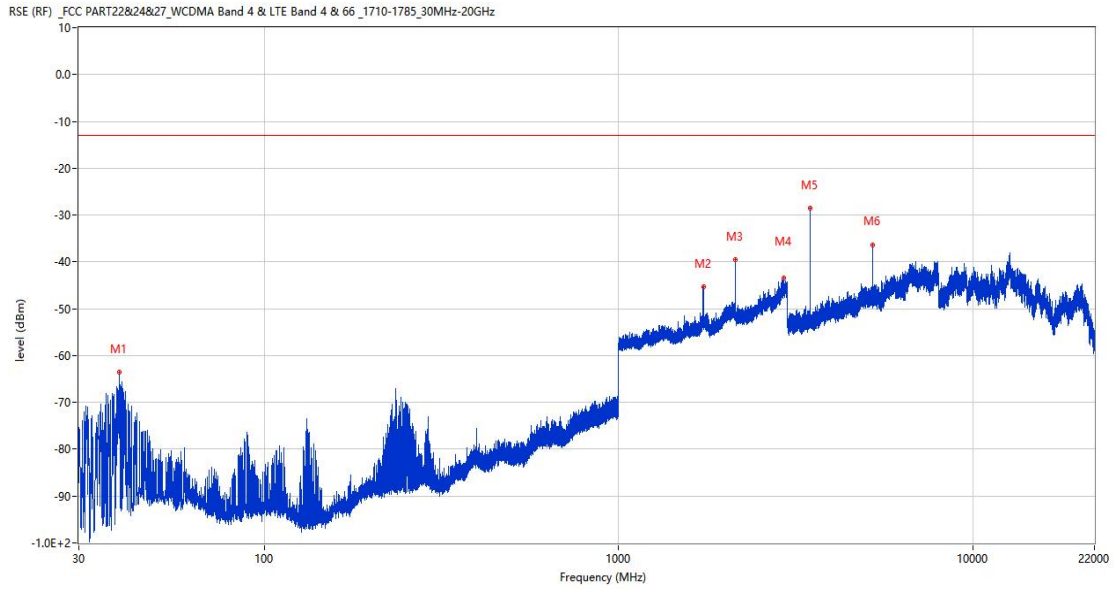
4.1 LTE Band 4 BW1.4, Middle Channel

RSE-H&H LTE Band 4 BW1.4 CH20175



Frequency (MHz)	Result (dBm)	Factor (dB)	PK Limit (dBm)	Over Limit (dB)	Table (o)	ANT	EUT	Verdict
1732.800	-32.52	2.02	-13.0	-19.52	128.00	Horizontal	Horizontal	N/A
2133.700	-29.97	3.97	-13.0	-16.97	103.00	Horizontal	Horizontal	N/A
2920.000	-43.05	11.39	-13.0	-30.05	147.00	Horizontal	Horizontal	Pass
3464.500	-34.01	6.85	-13.0	-21.01	35.00	Horizontal	Horizontal	Pass
5196.500	-35.91	10.31	-13.0	-22.91	92.00	Horizontal	Horizontal	Pass
12705.588	-38.97	16.48	-13.0	-25.97	171.00	Horizontal	Horizontal	Pass

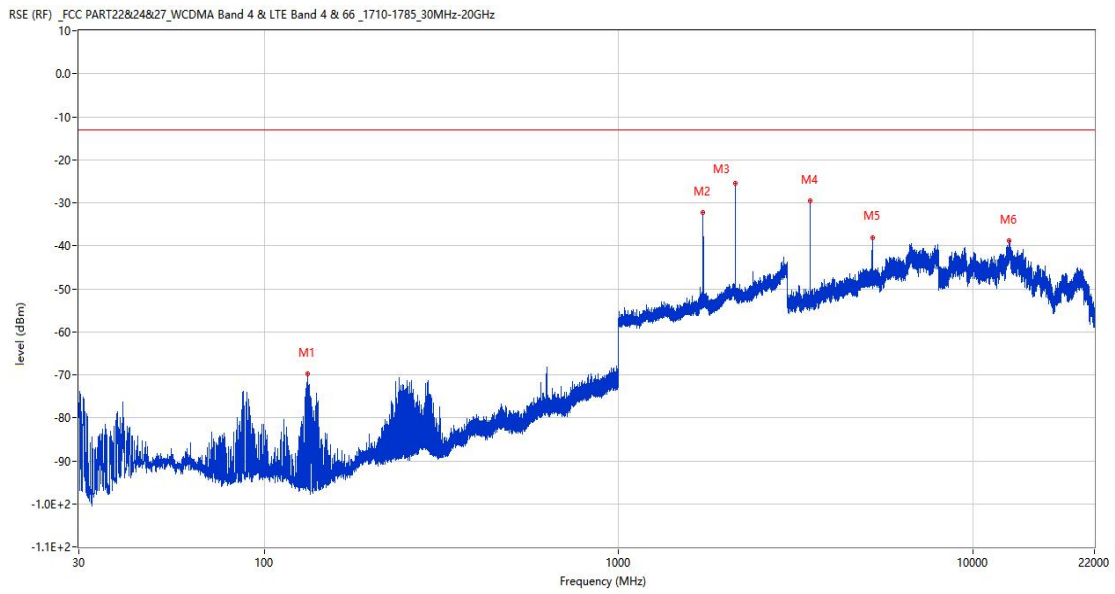
RSE-V&H LTE Band 4 BW1.4 CH20175



Frequency (MHz)	Result (dBm)	Factor (dB)	PK Limit (dBm)	Over Limit (dB)	Table (o)	ANT	EUT	Verdict
38.972	-63.60	-20.25	-13.0	-50.60	274.00	Vertical	Horizontal	Pass
1733.000	-45.27	2.03	-13.0	-32.27	73.00	Vertical	Horizontal	N/A
2133.600	-39.52	3.95	-13.0	-26.52	304.00	Vertical	Horizontal	N/A
2921.100	-43.48	11.43	-13.0	-30.48	148.00	Vertical	Horizontal	Pass
3464.500	-28.59	6.85	-13.0	-15.59	325.00	Vertical	Horizontal	Pass
5197.000	-36.31	10.30	-13.0	-23.31	76.00	Vertical	Horizontal	Pass

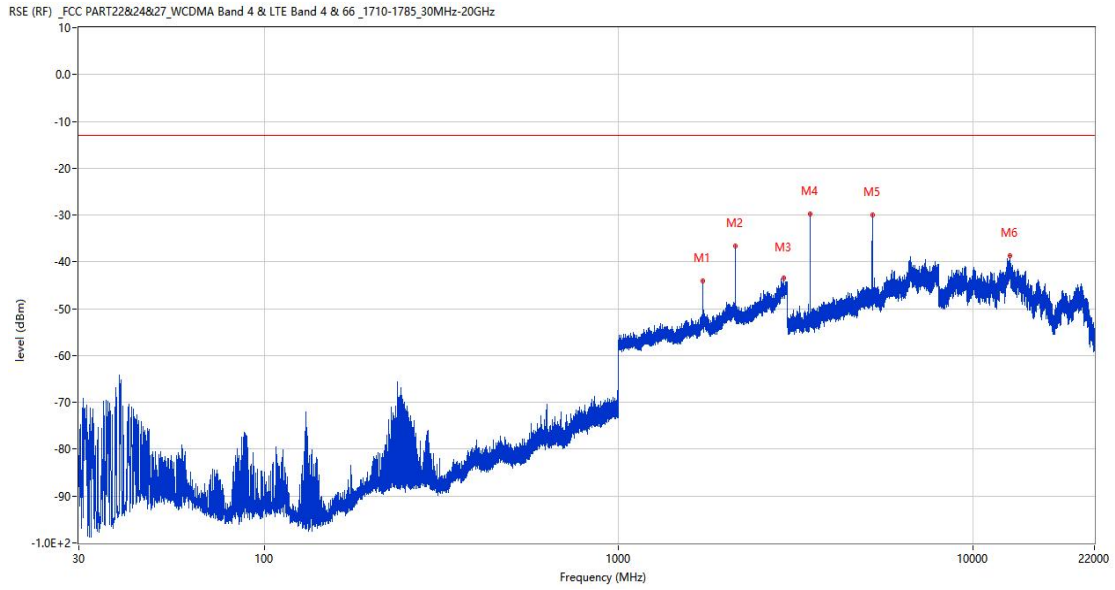
4.2 LTE Band 4 BW3, Middle Channel

RSE-H&H LTE Band 4 BW3 CH20175



Frequency (MHz)	Result (dBm)	Factor (dB)	PK Limit (dBm)	Over Limit (dB)	Table (o)	ANT	EUT	Verdict
132.286	-69.74	-23.01	-13.0	-56.74	196.00	Horizontal	Horizontal	Pass
1732.000	-32.21	2.02	-13.0	-19.21	124.00	Horizontal	Horizontal	N/A
2133.300	-25.45	3.96	-13.0	-12.45	142.00	Horizontal	Horizontal	N/A
3463.000	-29.62	6.85	-13.0	-16.62	1.00	Horizontal	Horizontal	Pass
5194.250	-38.04	10.22	-13.0	-25.04	220.00	Horizontal	Horizontal	Pass
12640.513	-38.75	15.58	-13.0	-25.75	242.00	Horizontal	Horizontal	Pass

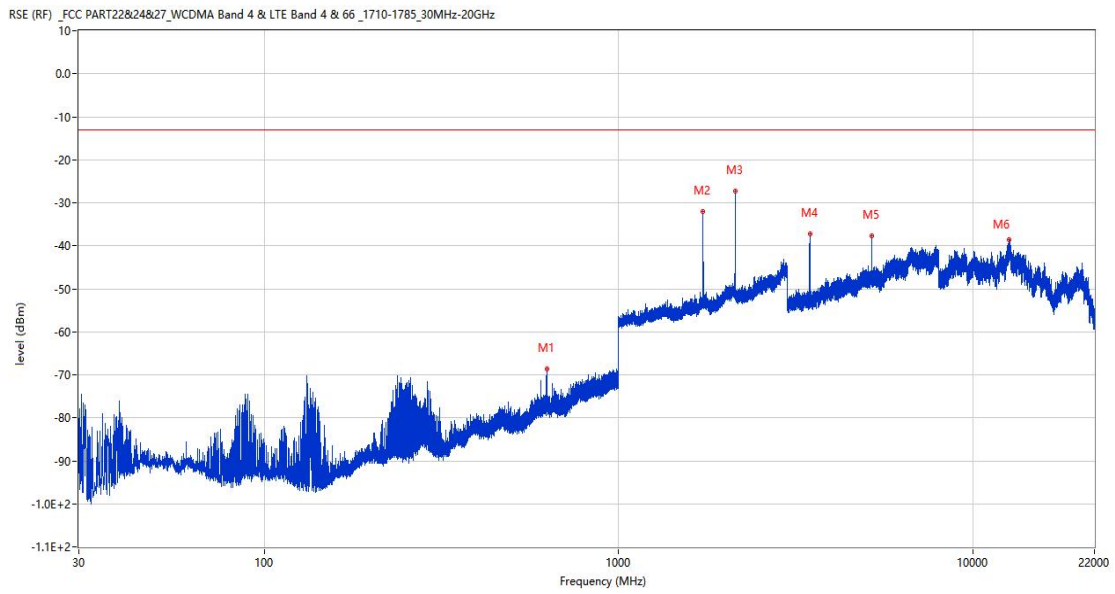
RSE-V&H LTE Band 4 BW3 CH20175



Frequency (MHz)	Result (dBm)	Factor (dB)	PK Limit (dBm)	Over Limit (dB)	Table (o)	ANT	EUT	Verdict
1731.900	-44.08	2.02	-13.0	-31.08	106.00	Vertical	Horizontal	N/A
2133.100	-36.67	3.97	-13.0	-23.67	311.00	Vertical	Horizontal	N/A
2919.000	-43.43	11.48	-13.0	-30.43	69.00	Vertical	Horizontal	Pass
3463.250	-29.77	6.84	-13.0	-16.77	360.00	Vertical	Horizontal	Pass
5194.500	-30.05	10.23	-13.0	-17.05	59.00	Vertical	Horizontal	Pass
12679.224	-38.78	16.18	-13.0	-25.78	231.00	Vertical	Horizontal	Pass

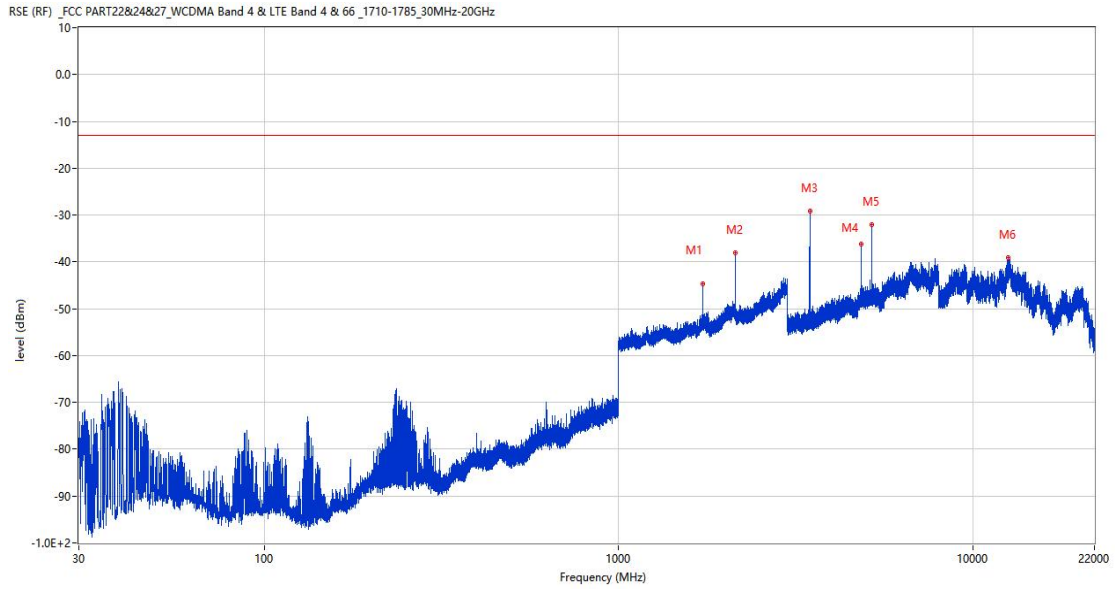
4.3 LTE Band 4 BW5, Middle Channel

RSE-H&H LTE Band 4 BW5 CH20175



Frequency (MHz)	Result (dBm)	Factor (dB)	PK Limit (dBm)	Over Limit (dB)	Table (o)	ANT	EUT	Verdict
626.502	-68.54	-4.60	-13.0	-55.54	124.00	Horizontal	Horizontal	Pass
1731.100	-32.09	2.02	-13.0	-19.09	138.00	Horizontal	Horizontal	N/A
2133.600	-27.23	3.95	-13.0	-14.23	157.00	Horizontal	Horizontal	N/A
3461.250	-37.17	6.90	-13.0	-24.17	19.00	Horizontal	Horizontal	Pass
5192.250	-37.66	10.25	-13.0	-24.66	108.00	Horizontal	Horizontal	Pass
12656.663	-38.61	15.79	-13.0	-25.61	227.00	Horizontal	Horizontal	Pass

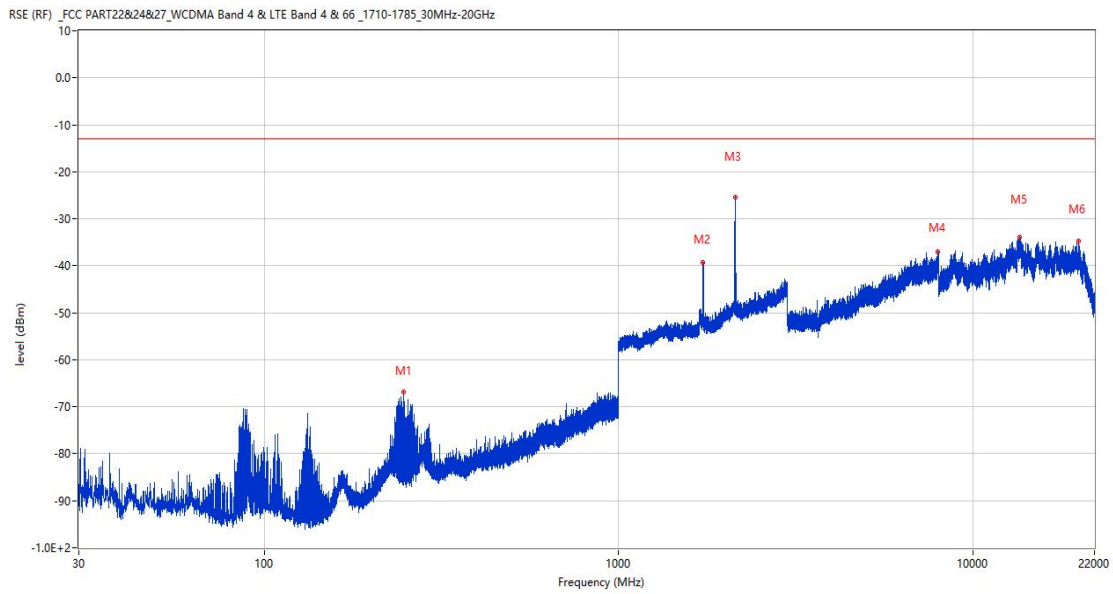
RSE-V&H LTE Band 4 BW5 CH20175



Frequency (MHz)	Result (dBm)	Factor (dB)	PK Limit (dBm)	Over Limit (dB)	Table (o)	ANT	EUT	Verdict
1731.100	-44.75	2.02	-13.0	-31.75	189.00	Vertical	Horizontal	N/A
2133.700	-38.14	3.97	-13.0	-25.14	352.00	Vertical	Horizontal	N/A
3461.500	-29.13	6.89	-13.0	-16.13	311.00	Vertical	Horizontal	Pass
4835.000	-36.26	10.00	-13.0	-23.26	98.00	Vertical	Horizontal	Pass
5191.750	-32.11	10.26	-13.0	-19.11	52.00	Vertical	Horizontal	Pass
12581.850	-39.16	15.00	-13.0	-26.16	6.00	Vertical	Horizontal	Pass

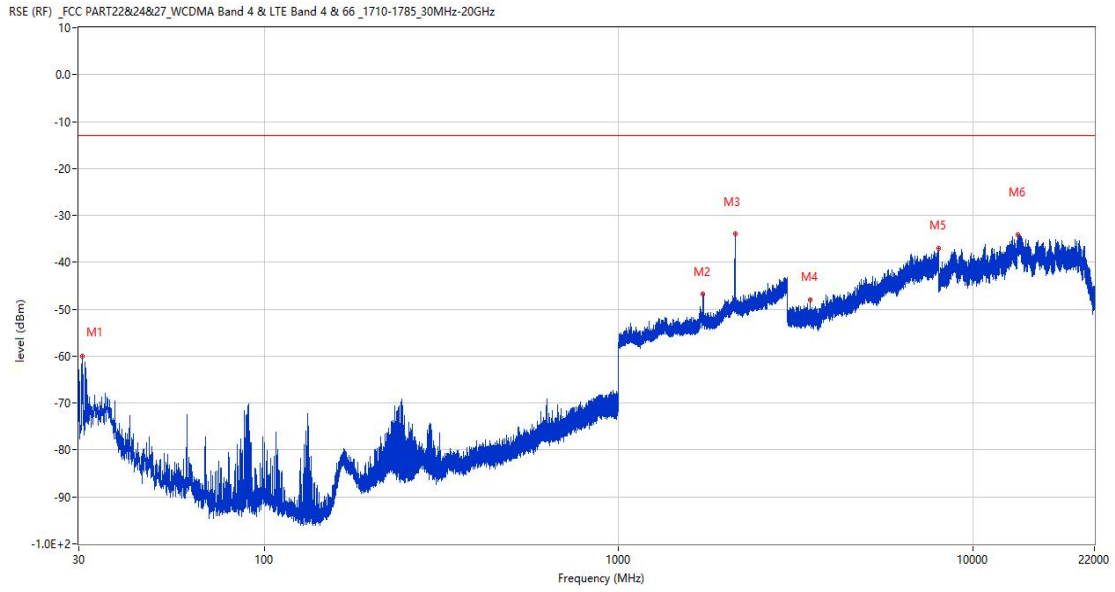
4.4 LTE Band 4 BW10, Middle Channel

RSE-H&H LTE Band 4 BW10 CH20175



Frequency (MHz)	Result (dBm)	Factor (dB)	PK Limit (dBm)	Over Limit (dB)	Table (o)	ANT	EUT	Verdict
247.086	-66.77	-13.58	-13.0	-53.77	94.00	Horizontal	Horizontal	Pass
1732.100	-39.25	2.45	-13.0	-26.25	178.00	Horizontal	Horizontal	N/A
2130.300	-25.51	4.80	-13.0	-12.51	219.00	Horizontal	Horizontal	N/A
7949.750	-37.01	18.65	-13.0	-24.01	332.00	Horizontal	Horizontal	Pass
13534.401	-33.88	24.82	-13.0	-20.88	238.00	Horizontal	Horizontal	Pass
19888.224	-34.74	21.55	-13.0	-21.74	61.00	Horizontal	Horizontal	Pass

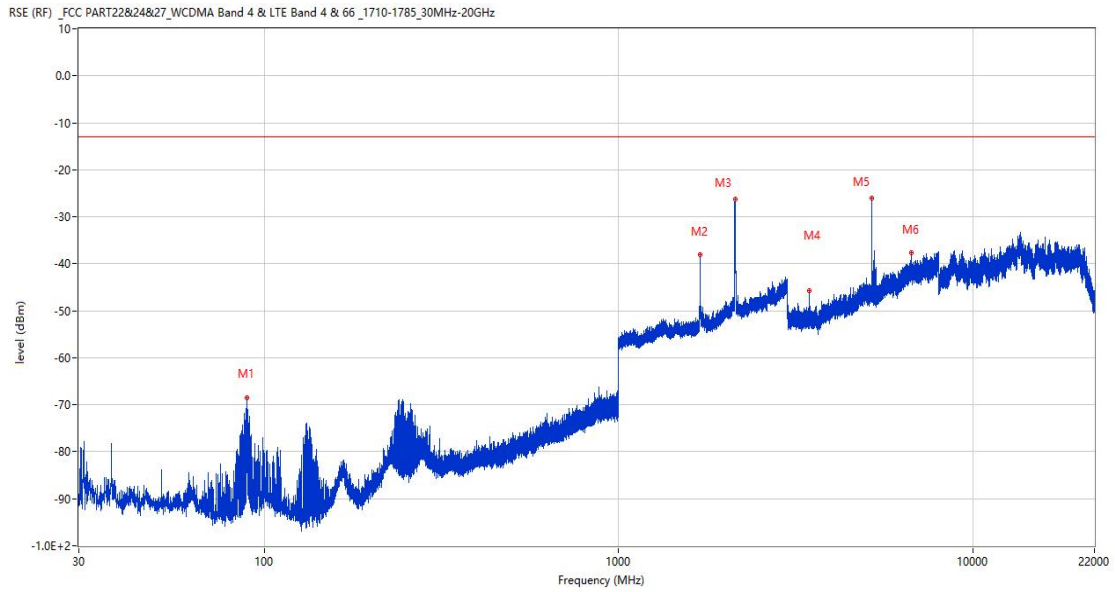
RSE-V&H LTE Band 4 BW10 CH20175



Frequency (MHz)	Result (dBm)	Factor (dB)	PK Limit (dBm)	Over Limit (dB)	Table (o)	ANT	EUT	Verdict
30.776	-60.07	-23.28	-13.0	-47.07	235.00	Vertical	Horizontal	Pass
1732.800	-46.85	2.44	-13.0	-33.85	20.00	Vertical	Horizontal	N/A
2135.300	-33.87	5.09	-13.0	-20.87	153.00	Vertical	Horizontal	N/A
3470.000	-48.05	7.42	-13.0	-35.05	321.00	Vertical	Horizontal	Pass
7991.750	-37.01	18.51	-13.0	-24.01	216.00	Vertical	Horizontal	Pass
13370.675	-34.19	24.67	-13.0	-21.19	360.00	Vertical	Horizontal	Pass

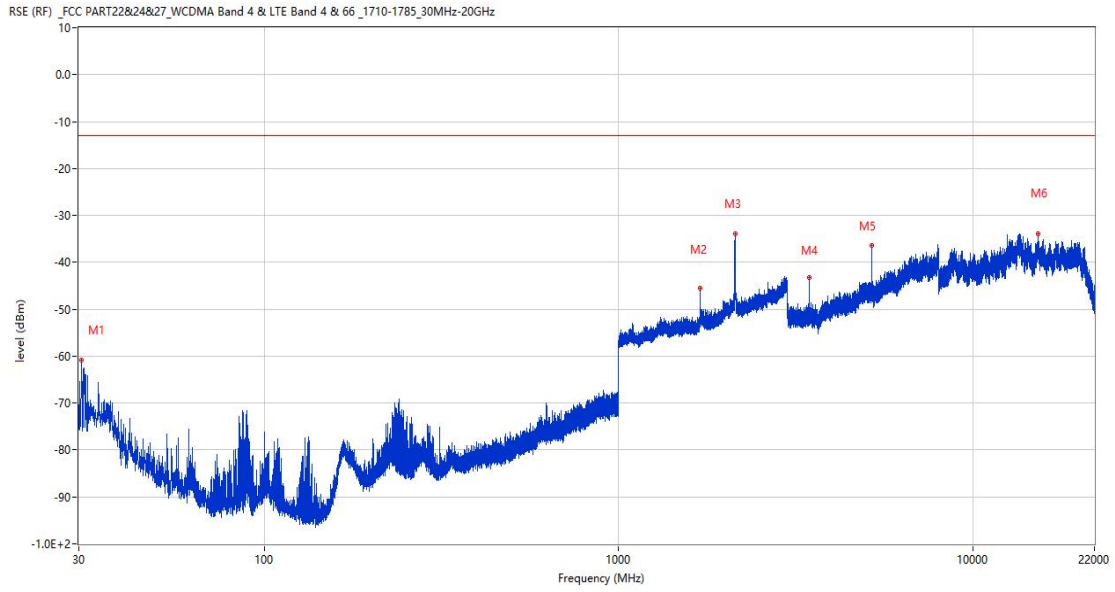
4.5 LTE Band 4 BW15, Middle Channel

RSE-H&H LTE Band 4 BW15 CH20175



Frequency (MHz)	Result (dBm)	Factor (dB)	PK Limit (dBm)	Over Limit (dB)	Table (o)	ANT	EUT	Verdict
89.461	-68.56	-18.90	-13.0	-55.56	134.00	Horizontal	Horizontal	Pass
1700.200	-38.13	2.78	-13.0	-25.13	231.00	Horizontal	Horizontal	N/A
2131.900	-26.25	4.91	-13.0	-13.25	267.00	Horizontal	Horizontal	N/A
3452.250	-45.77	7.19	-13.0	-32.77	248.00	Horizontal	Horizontal	Pass
5181.750	-25.99	12.36	-13.0	-12.99	0.00	Horizontal	Horizontal	Pass
6686.000	-37.64	17.02	-13.0	-24.64	217.00	Horizontal	Horizontal	Pass

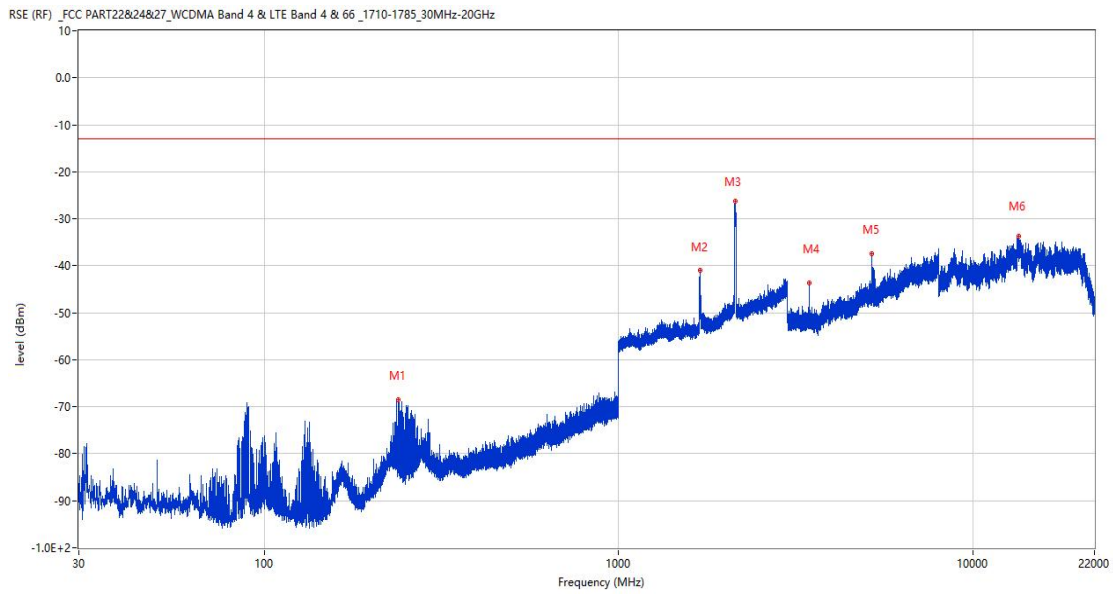
RSE-V&H LTE Band 4 BW15 CH20175



Frequency (MHz)	Result (dBm)	Factor (dB)	PK Limit (dBm)	Over Limit (dB)	Table (o)	ANT	EUT	Verdict
30.485	-60.87	-23.44	-13.0	-47.87	149.00	Vertical	Horizontal	Pass
1700.200	-45.61	2.78	-13.0	-32.61	136.00	Vertical	Horizontal	N/A
2136.900	-33.94	5.08	-13.0	-20.94	142.00	Vertical	Horizontal	N/A
3452.500	-43.15	7.17	-13.0	-30.15	259.00	Vertical	Horizontal	Pass
5178.250	-36.37	12.30	-13.0	-23.37	154.00	Vertical	Horizontal	Pass
15252.588	-33.99	23.38	-13.0	-20.99	360.00	Vertical	Horizontal	Pass

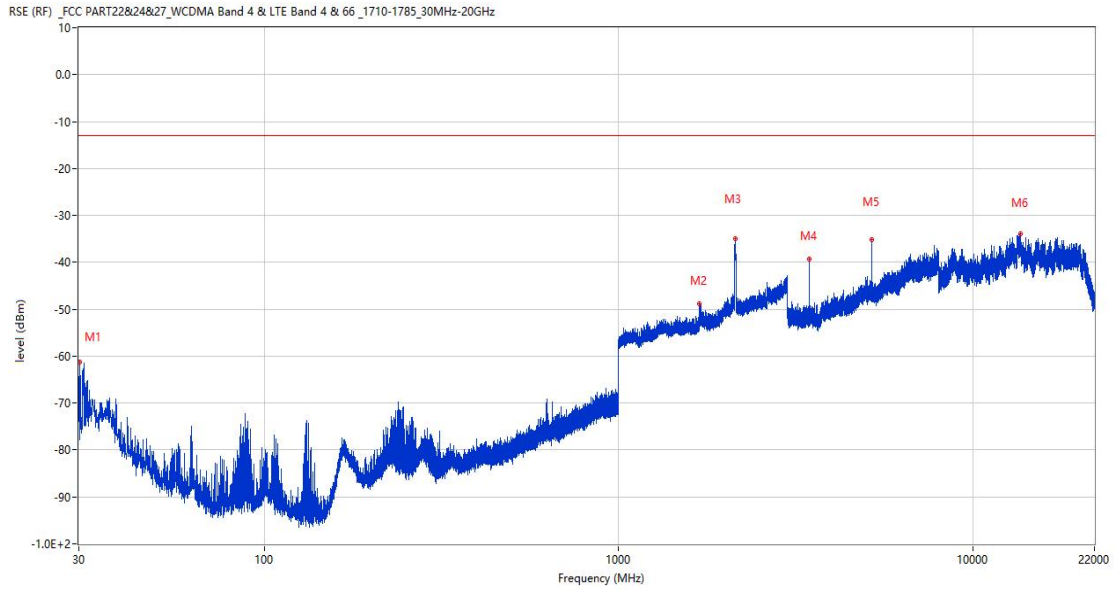
4.6 LTE Band 4 BW20, Middle Channel

RSE-H&H LTE Band 4 BW20 CH20175



Frequency (MHz)	Result (dBm)	Factor (dB)	PK Limit (dBm)	Over Limit (dB)	Table (o)	ANT	EUT	Verdict
239.229	-68.42	-13.57	-13.0	-55.42	244.00	Horizontal	Horizontal	Pass
1698.000	-40.89	1.87	-13.0	-27.89	178.00	Horizontal	Horizontal	N/A
2132.400	-26.30	4.89	-13.0	-13.30	232.00	Horizontal	Horizontal	N/A
3448.000	-43.69	7.45	-13.0	-30.69	280.00	Horizontal	Horizontal	Pass
5171.500	-37.35	12.11	-13.0	-24.35	259.00	Horizontal	Horizontal	Pass
13477.049	-33.75	24.20	-13.0	-20.75	264.00	Horizontal	Horizontal	Pass

RSE-V&H LTE Band 4 BW20 CH20175

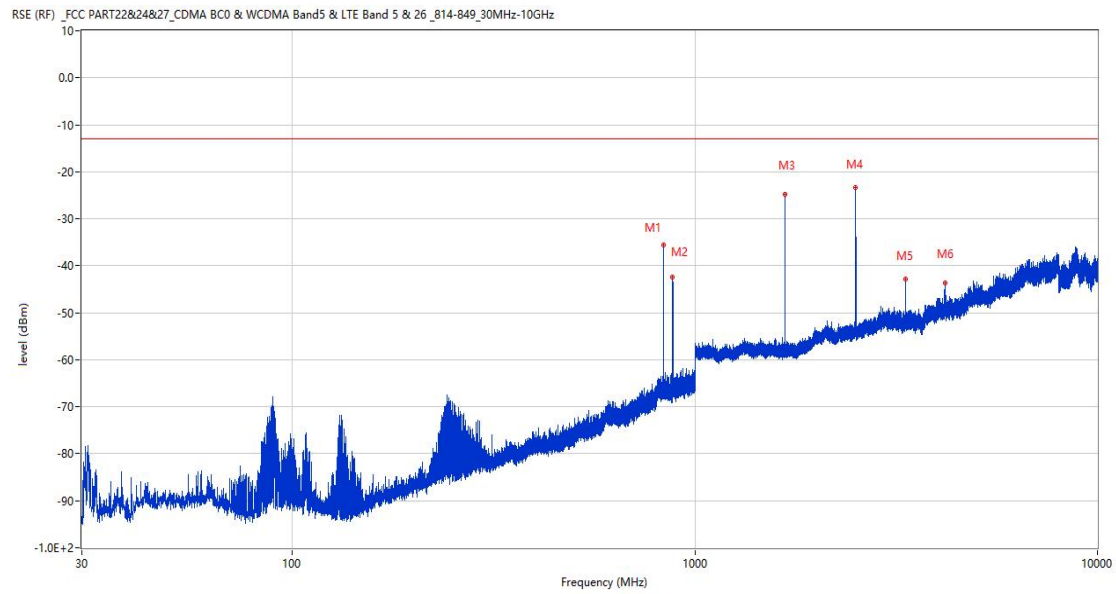


Frequency (MHz)	Result (dBm)	Factor (dB)	PK Limit (dBm)	Over Limit (dB)	Table (o)	ANT	EUT	Verdict
30.242	-61.28	-23.57	-13.0	-48.28	59.00	Vertical	Horizontal	Pass
1689.300	-48.79	1.03	-13.0	-35.79	269.00	Vertical	Horizontal	N/A
2140.600	-34.99	4.96	-13.0	-21.99	141.00	Vertical	Horizontal	N/A
3447.750	-39.25	7.45	-13.0	-26.25	265.00	Vertical	Horizontal	Pass
5171.000	-35.06	12.11	-13.0	-22.06	2.00	Vertical	Horizontal	Pass
13589.437	-33.99	24.94	-13.0	-20.99	3.00	Vertical	Horizontal	Pass

5 LTE Band 5

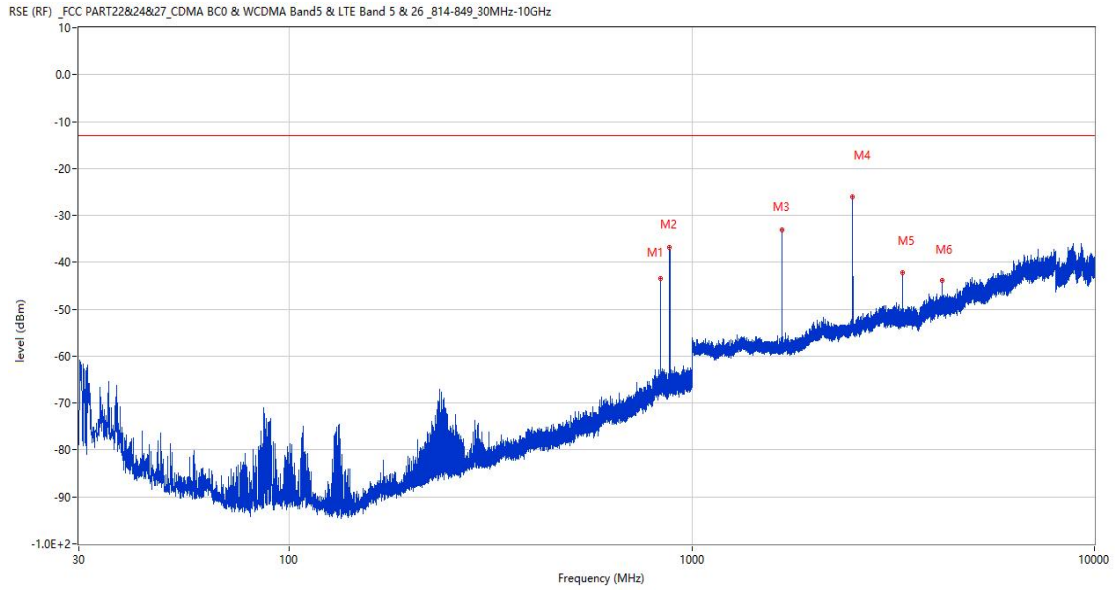
5.1 LTE Band 5 BW1.4, Middle Channel

RSE-H&H LTE Band 5 BW1.4 CH20525



Frequency (MHz)	Result (dBm)	Factor (dB)	PK Limit (dBm)	Over Limit (dB)	Table (o)	ANT	EUT	Verdict
836.119	-35.53	7.12	-13.0	-22.53	194.00	Horizontal	Horizontal	N/A
881.223	-42.48	6.74	-13.0	-29.48	26.00	Horizontal	Horizontal	N/A
1672.900	-24.83	-3.68	-13.0	-11.83	260.00	Horizontal	Horizontal	Pass
2509.200	-23.28	1.50	-13.0	-10.28	77.00	Horizontal	Horizontal	Pass
3345.000	-42.83	7.18	-13.0	-29.83	205.00	Horizontal	Horizontal	Pass
4181.000	-43.64	10.07	-13.0	-30.64	248.00	Horizontal	Horizontal	Pass

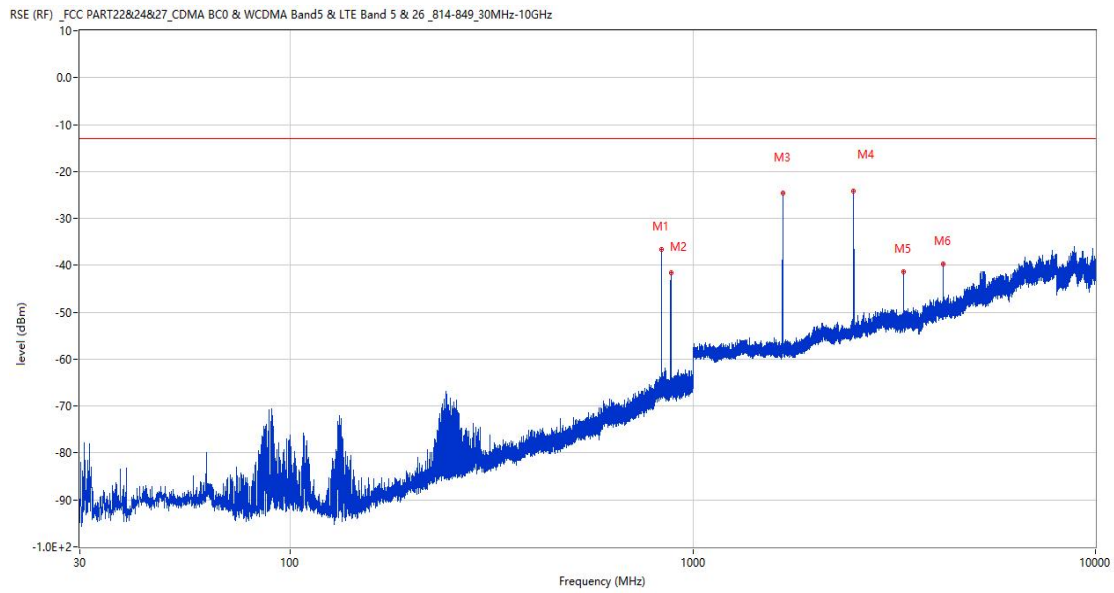
RSE-V&H LTE Band 5 BW1.4 CH20525



Frequency (MHz)	Result (dBm)	Factor (dB)	PK Limit (dBm)	Over Limit (dB)	Table (o)	ANT	EUT	Verdict
836.070	-43.55	7.12	-13.0	-30.55	116.00	Vertical	Horizontal	N/A
881.078	-36.86	6.74	-13.0	-23.86	158.00	Vertical	Horizontal	N/A
1673.000	-33.02	-3.67	-13.0	-20.02	156.00	Vertical	Horizontal	Pass
2509.200	-26.00	1.50	-13.0	-13.00	88.00	Vertical	Horizontal	Pass
3344.750	-46.37	7.20	-13.0	-33.37	59.00	Vertical	Horizontal	Pass
4181.000	-43.89	10.07	-13.0	-30.89	196.00	Vertical	Horizontal	Pass

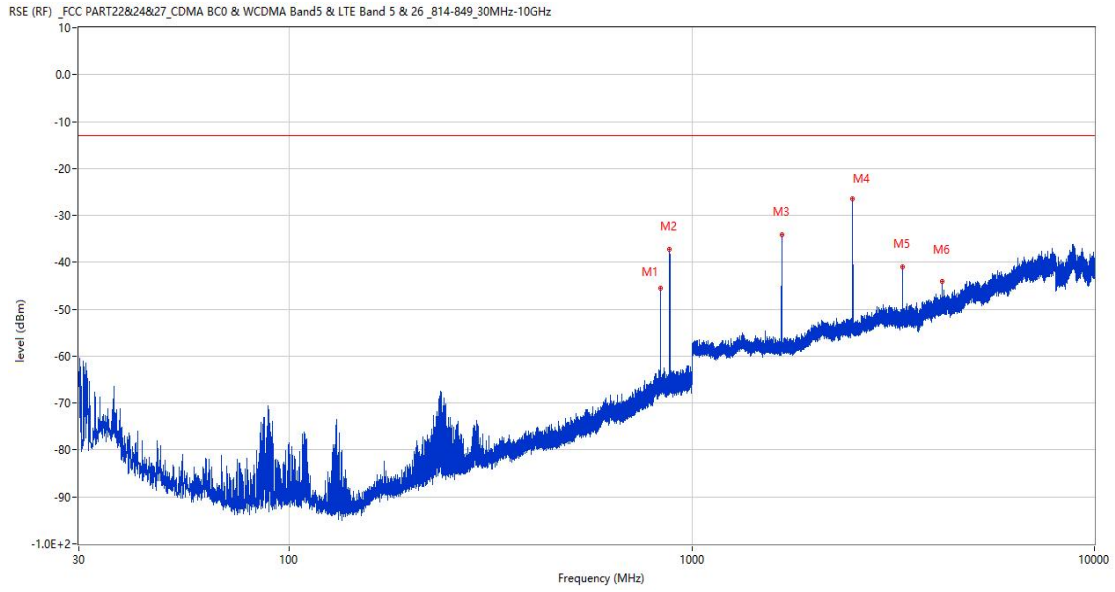
5.2 LTE Band 5 BW3, Middle Channel

RSE-H&H LTE Band 5 BW3 CH20525



Frequency (MHz)	Result (dBm)	Factor (dB)	PK Limit (dBm)	Over Limit (dB)	Table (o)	ANT	EUT	Verdict
835.294	-36.57	7.11	-13.0	-23.57	187.00	Horizontal	Horizontal	N/A
881.951	-41.51	6.77	-13.0	-28.51	27.00	Horizontal	Horizontal	N/A
1671.600	-24.69	-3.75	-13.0	-11.69	243.00	Horizontal	Horizontal	Pass
2506.600	-24.12	1.74	-13.0	-11.12	80.00	Horizontal	Horizontal	Pass
3341.750	-41.39	7.19	-13.0	-28.39	237.00	Horizontal	Horizontal	Pass
4177.000	-39.69	10.17	-13.0	-26.69	269.00	Horizontal	Horizontal	Pass

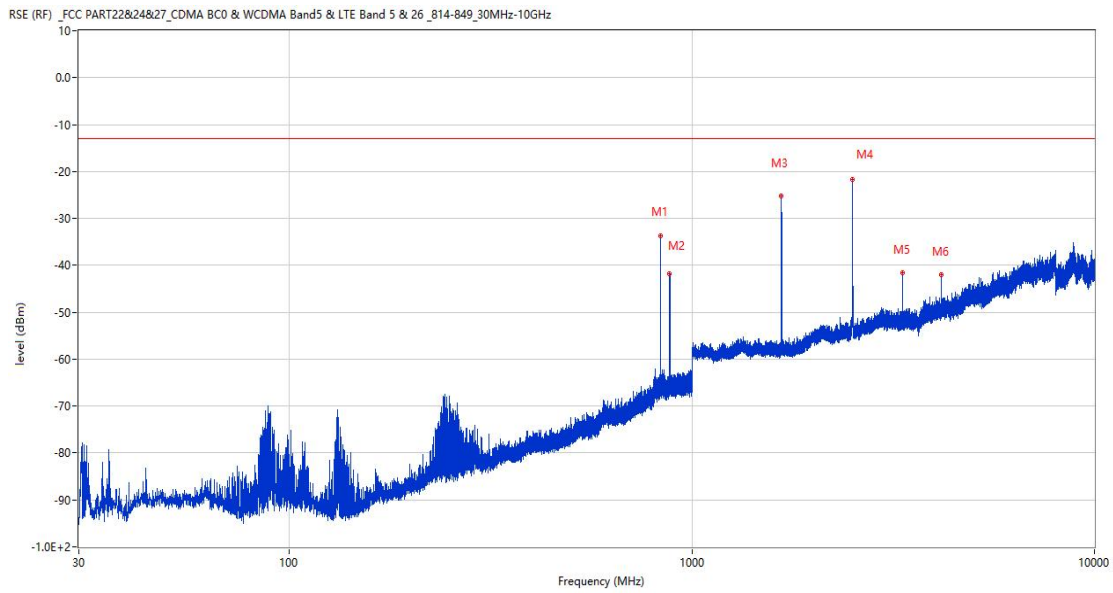
RSE-V&H LTE Band 5 BW3 CH20525



Frequency (MHz)	Result (dBm)	Factor (dB)	PK Limit (dBm)	Over Limit (dB)	Table (o)	ANT	EUT	Verdict
835.246	-45.51	7.10	-13.0	-32.51	108.00	Vertical	Horizontal	N/A
881.321	-37.23	6.74	-13.0	-24.23	144.00	Vertical	Horizontal	N/A
1671.400	-34.21	-3.75	-13.0	-21.21	145.00	Vertical	Horizontal	Pass
2506.700	-26.54	1.72	-13.0	-13.54	54.00	Vertical	Horizontal	Pass
3341.750	-40.93	7.19	-13.0	-27.93	206.00	Vertical	Horizontal	Pass
4176.750	-44.17	10.16	-13.0	-31.17	269.00	Vertical	Horizontal	Pass

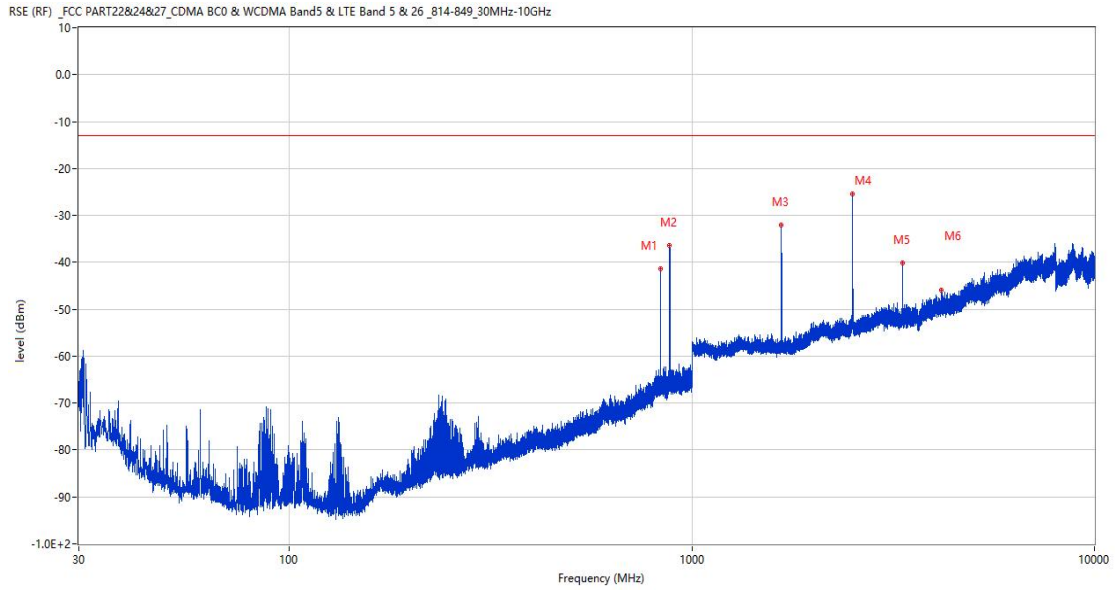
5.3 LTE Band 5 BW5, Middle Channel

RSE-H&H LTE Band 5 BW5 CH20525



Frequency (MHz)	Result (dBm)	Factor (dB)	PK Limit (dBm)	Over Limit (dB)	Table (o)	ANT	EUT	Verdict
834.421	-33.62	7.09	-13.0	-20.62	206.00	Horizontal	Horizontal	N/A
880.399	-41.76	6.68	-13.0	-28.76	36.00	Horizontal	Horizontal	N/A
1669.700	-25.25	-3.81	-13.0	-12.25	261.00	Horizontal	Horizontal	Pass
2504.000	-21.73	1.98	-13.0	-8.73	85.00	Horizontal	Horizontal	Pass
3338.000	-41.49	7.03	-13.0	-28.49	238.00	Horizontal	Horizontal	Pass
4172.250	-42.02	10.19	-13.0	-29.02	238.00	Horizontal	Horizontal	Pass

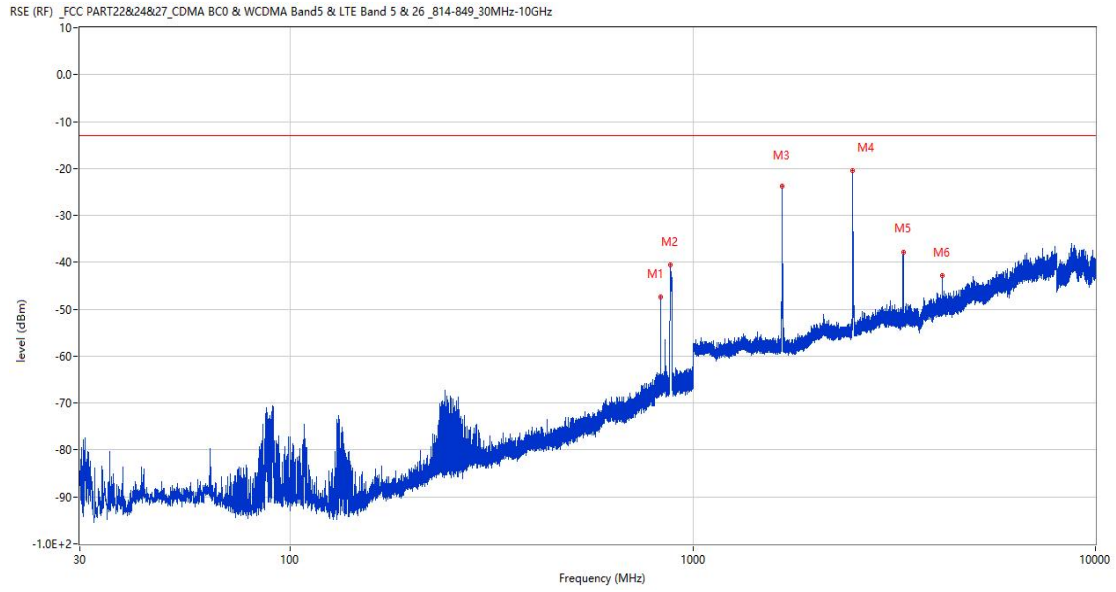
RSE-V&H LTE Band 5 BW5 CH20525



Frequency (MHz)	Result (dBm)	Factor (dB)	PK Limit (dBm)	Over Limit (dB)	Table (o)	ANT	EUT	Verdict
834.421	-41.43	7.09	-13.0	-28.43	126.00	Vertical	Horizontal	N/A
880.738	-36.46	6.73	-13.0	-23.46	162.00	Vertical	Horizontal	N/A
1669.600	-31.99	-3.82	-13.0	-18.99	176.00	Vertical	Horizontal	Pass
2504.000	-25.51	1.98	-13.0	-12.51	42.00	Vertical	Horizontal	Pass
3338.250	-40.20	7.03	-13.0	-27.20	144.00	Vertical	Horizontal	Pass
4172.500	-45.88	10.19	-13.0	-32.88	186.00	Vertical	Horizontal	Pass

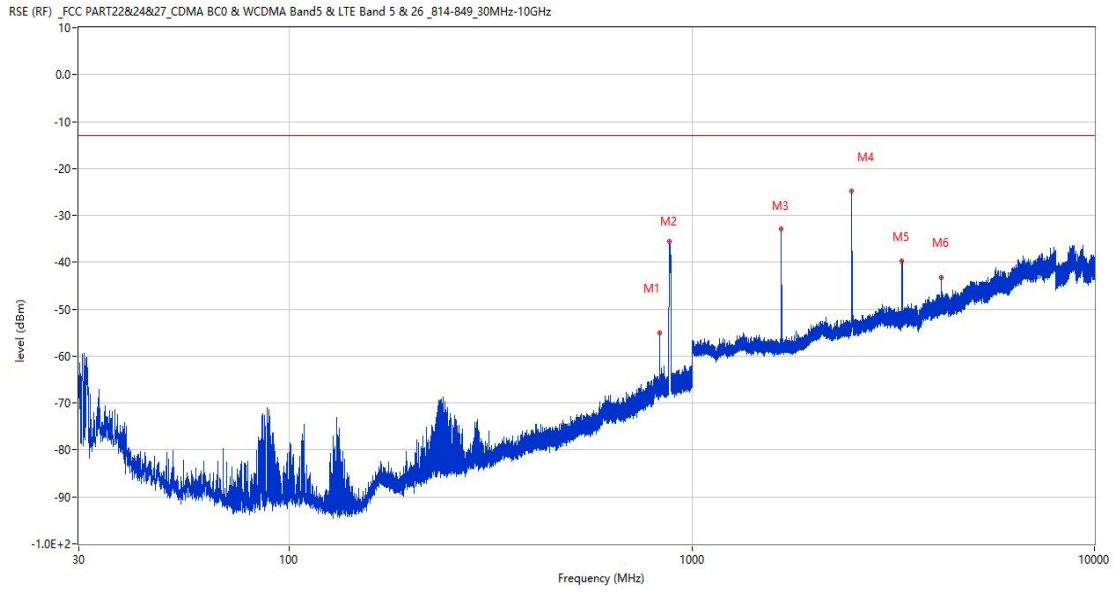
5.4 LTE Band 5 BW10, Middle Channel

RSE-H&H LTE Band 5 BW10 CH20525



Frequency (MHz)	Result (dBm)	Factor (dB)	PK Limit (dBm)	Over Limit (dB)	Table (o)	ANT	EUT	Verdict
832.093	-47.40	7.05	-13.0	-34.40	179.00	Horizontal	Horizontal	N/A
878.265	-40.59	6.50	-13.0	-27.59	30.00	Horizontal	Horizontal	N/A
1665.000	-23.84	-3.86	-13.0	-10.84	261.00	Horizontal	Horizontal	Pass
2497.200	-20.51	2.22	-13.0	-7.51	80.00	Horizontal	Horizontal	Pass
3329.250	-37.95	6.90	-13.0	-24.95	227.00	Horizontal	Horizontal	Pass
4161.500	-42.87	9.82	-13.0	-29.87	249.00	Horizontal	Horizontal	Pass

RSE-V&H LTE Band 5 BW10 CH20525

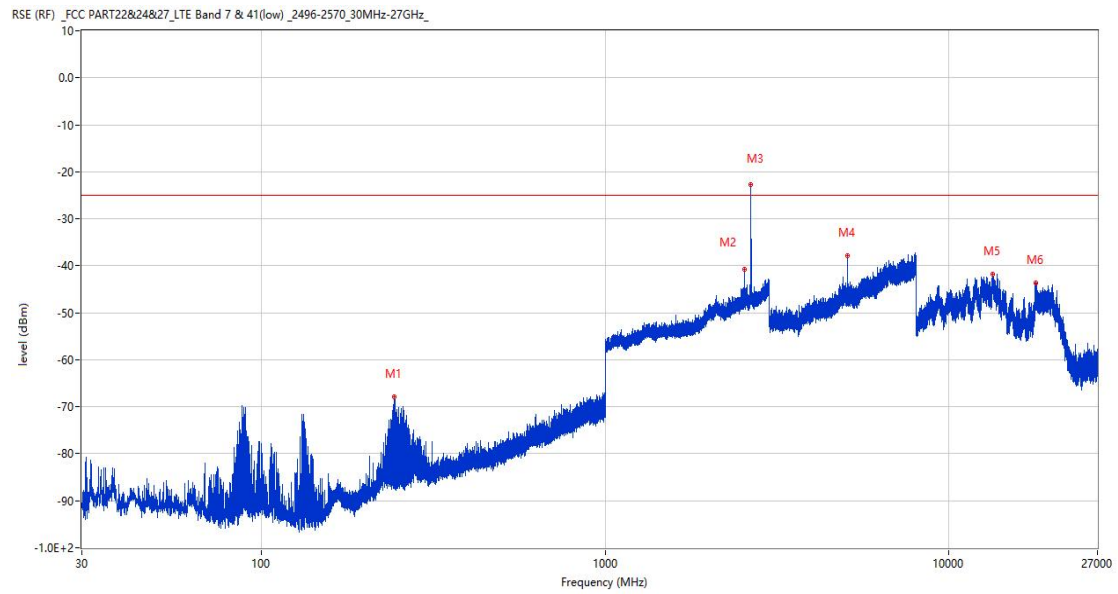


Frequency (MHz)	Result (dBm)	Factor (dB)	PK Limit (dBm)	Over Limit (dB)	Table (o)	ANT	EUT	Verdict
832.142	-54.98	7.05	-13.0	-41.98	99.00	Vertical	Horizontal	N/A
877.780	-35.67	6.48	-13.0	-22.67	153.00	Vertical	Horizontal	N/A
1665.100	-32.94	-3.87	-13.0	-19.94	170.00	Vertical	Horizontal	Pass
2497.200	-24.75	2.22	-13.0	-11.75	151.00	Vertical	Horizontal	Pass
3329.000	-39.68	6.93	-13.0	-26.68	205.00	Vertical	Horizontal	Pass
4161.250	-43.19	9.77	-13.0	-30.19	59.00	Vertical	Horizontal	Pass

6 LTE Band 7

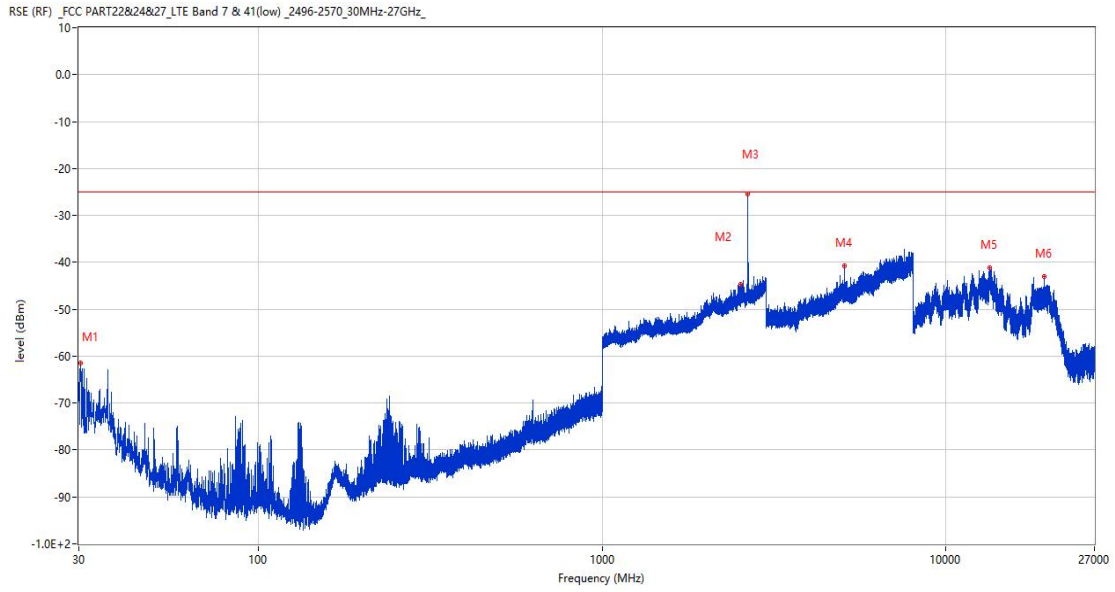
6.1 LTE Band 7 BW5, Middle Channel

RSE-H&H LTE Band 7 BW5 CH21100



Frequency (MHz)	Result (dBm)	Factor (dB)	PK Limit (dBm)	Over Limit (dB)	Table (o)	ANT	EUT	Verdict
243.400	-67.88	-13.55	-25.0	-42.88	232.00	Horizontal	Horizontal	Pass
2533.700	-40.69	8.84	-25.0	-15.69	220.00	Horizontal	Horizontal	N/A
2648.400	-22.78	8.72	-25.0	2.22	32.00	Horizontal	Horizontal	N/A
5066.000	-37.83	12.07	-25.0	-12.83	30.00	Horizontal	Horizontal	Pass
13364.513	-41.89	16.68	-25.0	-16.89	240.00	Horizontal	Horizontal	Pass
17914.950	-43.60	13.25	-25.0	-18.60	39.00	Horizontal	Horizontal	Pass

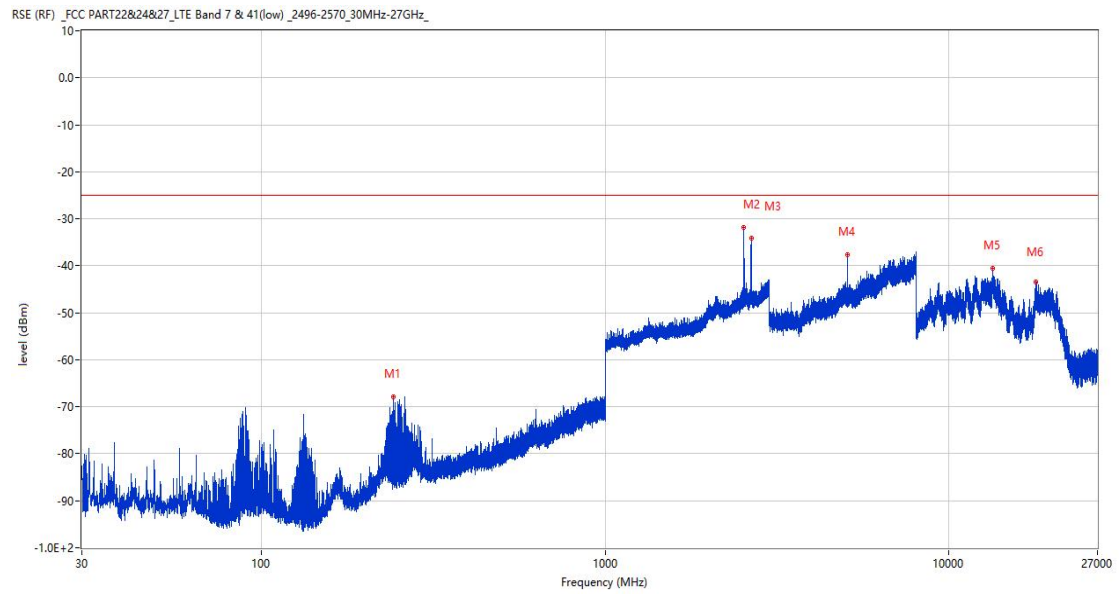
RSE-V&H LTE Band 7 BW5 CH21100



Frequency (MHz)	Result (dBm)	Factor (dB)	PK Limit (dBm)	Over Limit (dB)	Table (o)	ANT	EUT	Verdict
30.388	-61.53	-23.49	-25.0	-36.53	224.00	Vertical	Horizontal	Pass
2530.700	-44.70	8.85	-25.0	-19.70	250.00	Vertical	Horizontal	N/A
2648.700	-25.40	8.75	-25.0	-0.40	360.00	Vertical	Horizontal	N/A
5066.250	-40.82	12.07	-25.0	-15.82	0.00	Vertical	Horizontal	Pass
13389.450	-41.17	16.91	-25.0	-16.17	360.00	Vertical	Horizontal	Pass
19278.901	-43.00	12.92	-25.0	-18.00	30.00	Vertical	Horizontal	Pass

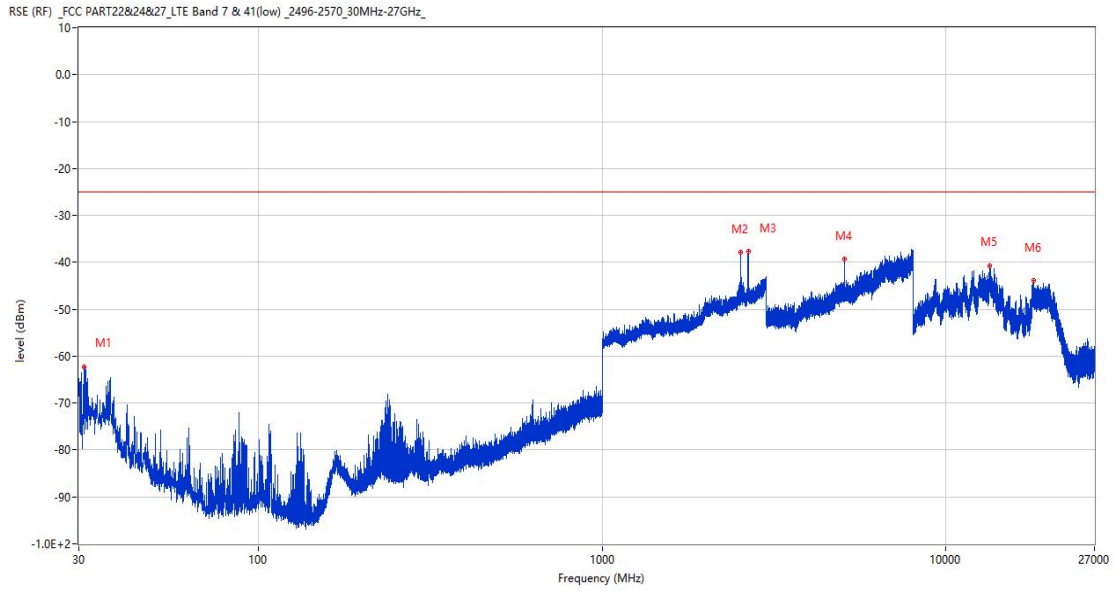
6.2 LTE Band 7 BW10, Middle Channel

RSE-H&H LTE Band 7 BW10 CH21100



Frequency (MHz)	Result (dBm)	Factor (dB)	PK Limit (dBm)	Over Limit (dB)	Table (o)	ANT	EUT	Verdict
242.139	-67.91	-13.59	-25.0	-42.91	109.00	Horizontal	Horizontal	Pass
2531.500	-31.87	8.85	-25.0	-6.87	219.00	Horizontal	Horizontal	N/A
2658.600	-34.09	8.51	-25.0	-9.09	333.00	Horizontal	Horizontal	N/A
5061.750	-37.66	12.06	-25.0	-12.66	42.00	Horizontal	Horizontal	Pass
13393.125	-40.51	16.95	-25.0	-15.51	106.00	Horizontal	Horizontal	Pass
17832.262	-43.48	12.32	-25.0	-18.48	241.00	Horizontal	Horizontal	Pass

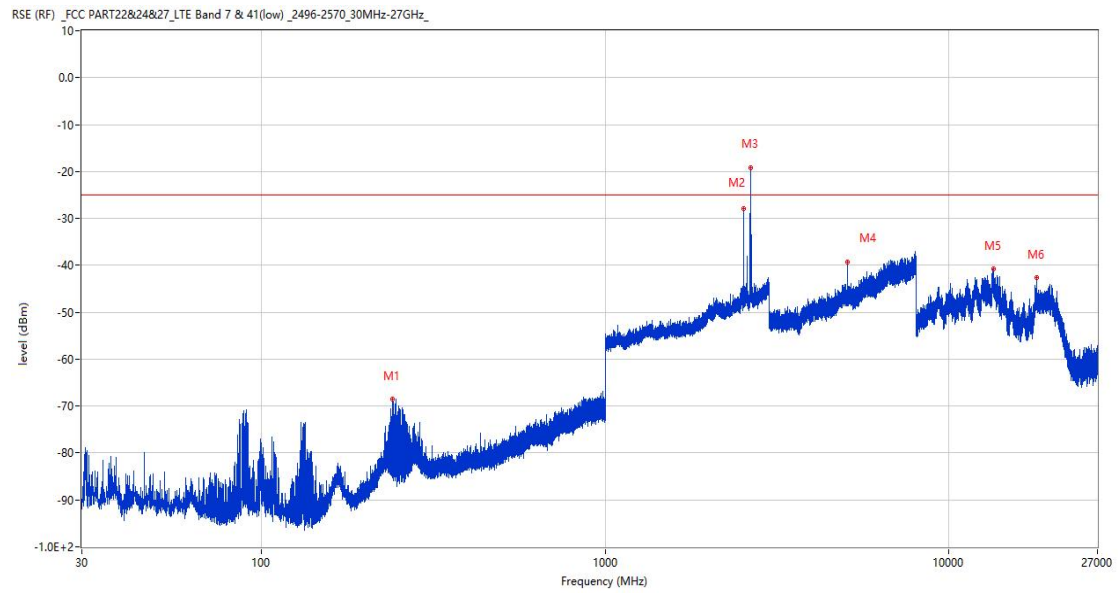
RSE-V&H LTE Band 7 BW10 CH21100



Frequency (MHz)	Result (dBm)	Factor (dB)	PK Limit (dBm)	Over Limit (dB)	Table (o)	ANT	EUT	Verdict
31.018	-62.21	-23.14	-25.0	-37.21	45.00	Vertical	Horizontal	Pass
2531.700	-37.82	8.84	-25.0	-12.82	272.00	Vertical	Horizontal	N/A
2659.900	-37.62	8.60	-25.0	-12.62	164.00	Vertical	Horizontal	N/A
5062.000	-39.28	12.05	-25.0	-14.28	0.00	Vertical	Horizontal	Pass
13386.825	-40.80	16.89	-25.0	-15.80	216.00	Vertical	Horizontal	Pass
17981.886	-43.92	13.30	-25.0	-18.92	15.00	Vertical	Horizontal	Pass

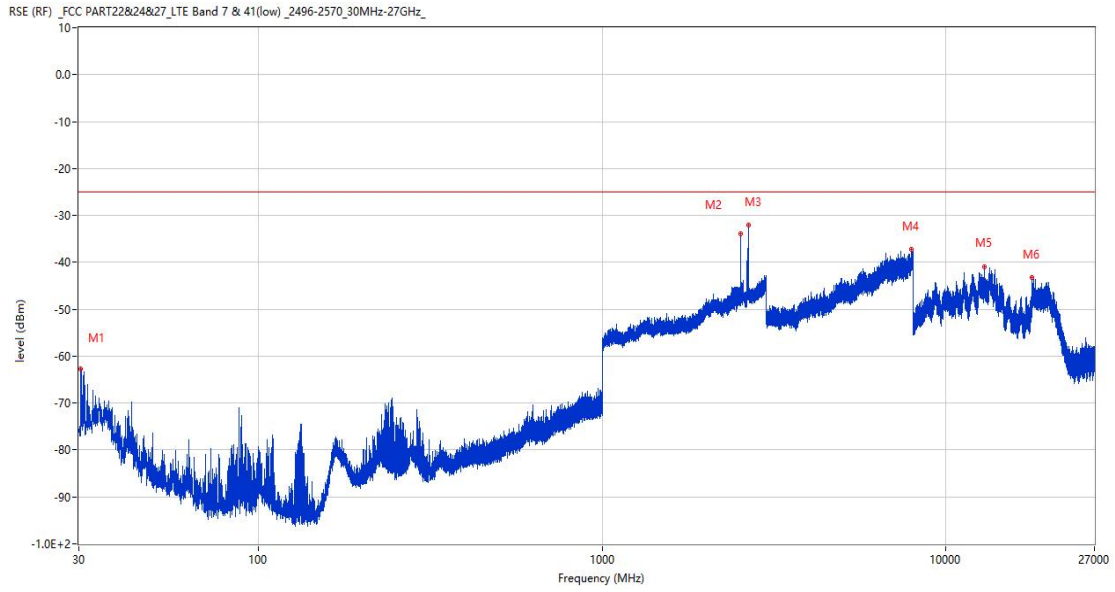
6.3 LTE Band 7 BW15, Middle Channel

RSE-H&H LTE Band 7 BW15 CH21100



Frequency (MHz)	Result (dBm)	Factor (dB)	PK Limit (dBm)	Over Limit (dB)	Table (o)	ANT	EUT	Verdict
240.636	-68.46	-13.52	-25.0	-43.46	249.00	Horizontal	Horizontal	Pass
2529.200	-27.92	8.85	-25.0	-2.92	88.00	Horizontal	Horizontal	N/A
2640.200	-19.11	8.89	-25.0	5.89	360.00	Horizontal	Horizontal	N/A
5057.500	-39.36	11.98	-25.0	-14.36	6.00	Horizontal	Horizontal	Pass
13433.813	-40.71	16.27	-25.0	-15.71	173.00	Horizontal	Horizontal	Pass
17933.851	-42.54	13.70	-25.0	-17.54	106.00	Horizontal	Horizontal	Pass

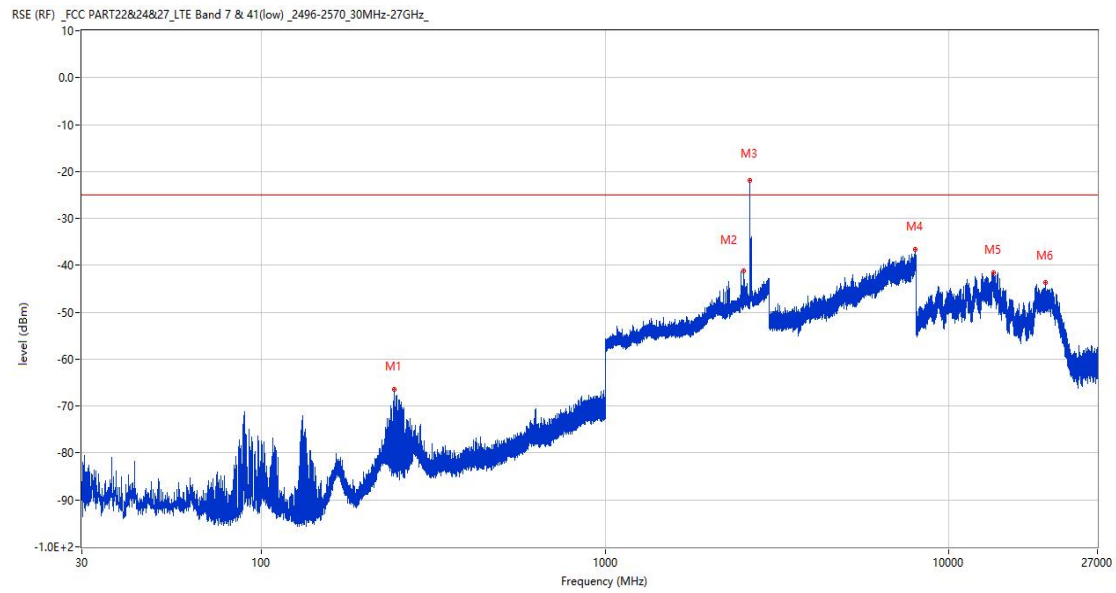
RSE-V&H LTE Band 7 BW15 CH21100



Frequency (MHz)	Result (dBm)	Factor (dB)	PK Limit (dBm)	Over Limit (dB)	Table (o)	ANT	EUT	Verdict
30.340	-62.71	-23.52	-25.0	-37.71	194.00	Vertical	Horizontal	Pass
2529.000	-33.90	8.85	-25.0	-8.90	141.00	Vertical	Horizontal	N/A
2655.900	-31.99	8.46	-25.0	-6.99	165.00	Vertical	Horizontal	N/A
7935.750	-37.29	18.86	-25.0	-12.29	343.00	Vertical	Horizontal	Pass
12903.300	-40.98	15.43	-25.0	-15.98	329.00	Vertical	Horizontal	Pass
17793.151	-43.22	12.78	-25.0	-18.22	149.00	Vertical	Horizontal	Pass

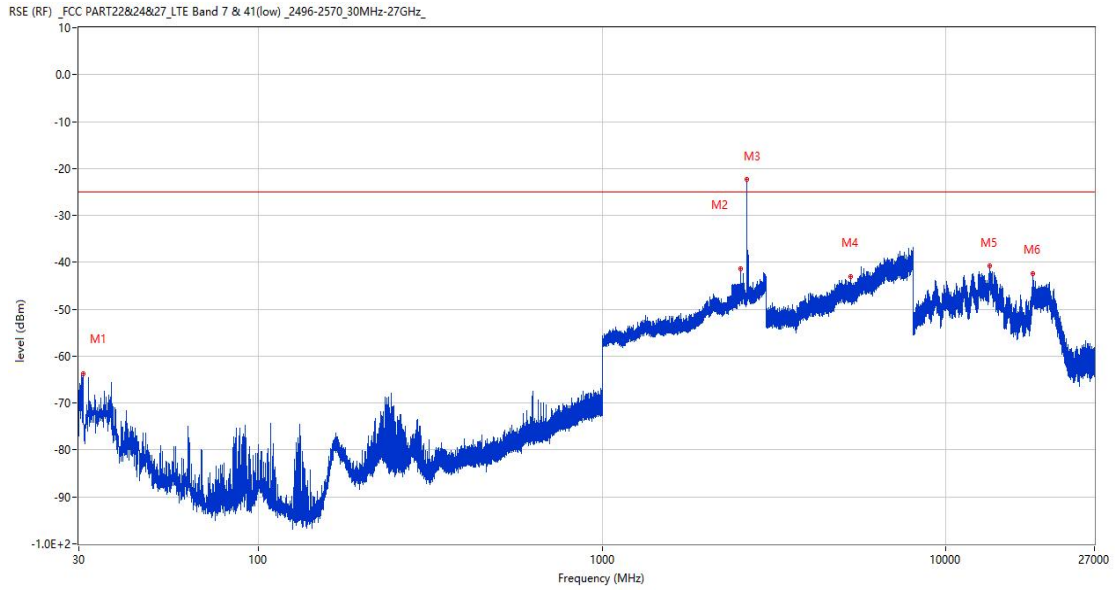
6.4 LTE Band 7 BW20, Middle Channel

RSE-H&H LTE Band 7 BW20 CH21100



Frequency (MHz)	Result (dBm)	Factor (dB)	PK Limit (dBm)	Over Limit (dB)	Table (o)	ANT	EUT	Verdict
242.964	-66.38	-13.58	-25.0	-41.38	218.00	Horizontal	Horizontal	Pass
2526.900	-41.16	8.86	-25.0	-16.16	260.00	Horizontal	Horizontal	N/A
2635.200	-21.91	8.60	-25.0	3.09	266.00	Horizontal	Horizontal	N/A
7983.500	-36.57	18.21	-25.0	-11.57	258.00	Horizontal	Horizontal	Pass
13429.349	-41.50	16.36	-25.0	-16.50	150.00	Horizontal	Horizontal	Pass
19032.302	-43.60	12.90	-25.0	-18.60	74.00	Horizontal	Horizontal	Pass

RSE-V&H LTE Band 7 BW20 CH21100



Frequency (MHz)	Result (dBm)	Factor (dB)	PK Limit (dBm)	Over Limit (dB)	Table (o)	ANT	EUT	Verdict
30.873	-63.65	-23.22	-25.0	-38.65	0.00	Vertical	Horizontal	Pass
2527.200	-41.42	8.86	-25.0	-16.42	297.00	Vertical	Horizontal	N/A
2632.300	-22.33	8.17	-25.0	2.67	279.00	Vertical	Horizontal	N/A
5266.250	-43.00	11.89	-25.0	-18.00	91.00	Vertical	Horizontal	Pass
13365.826	-40.83	16.69	-25.0	-15.83	60.00	Vertical	Horizontal	Pass
17919.412	-42.50	13.36	-25.0	-17.50	360.00	Vertical	Horizontal	Pass