

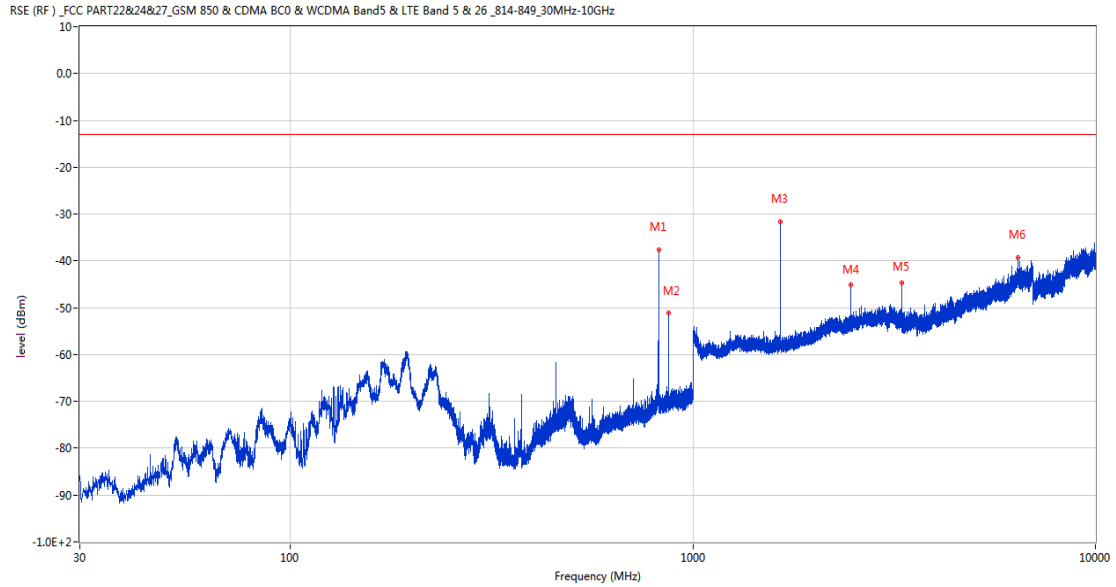
Annex A.7. Field Strength of Spurious Radiation

GSM

1 GSM 850

1.1 GSM 850 Low Channel

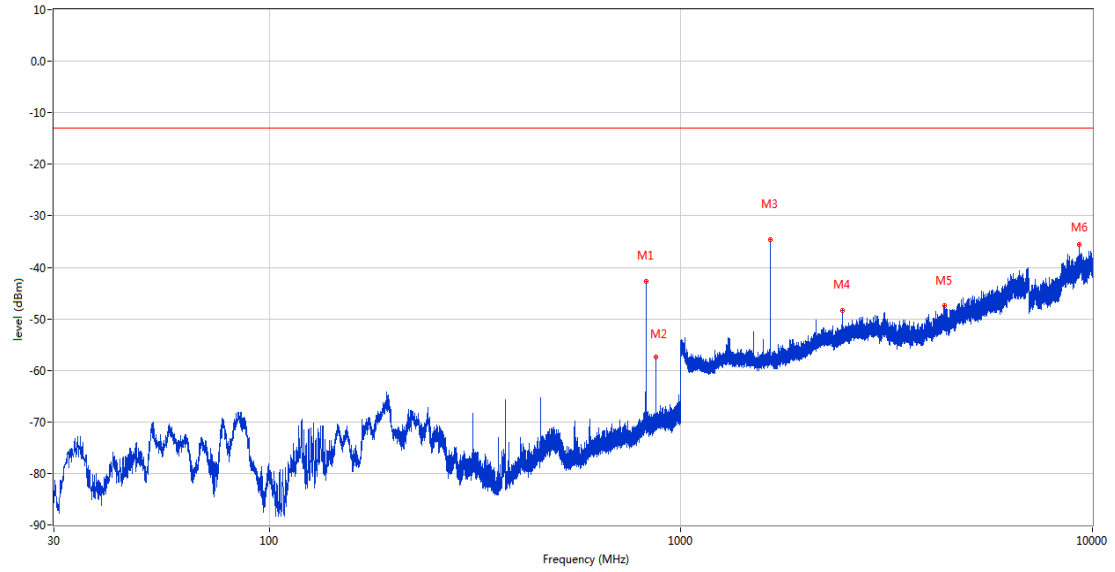
RSE-H&H GSM 850 CH128



Frequency (MHz)	Result (dBm)	Factor (dB)	PK Limit (dBm)	Over Limit (dB)	Table (o)	ANT	EUT	Verdict
824.236	-37.74	0.71	-13.0	-24.74	121.00	Horizontal	Horizontal	N/A
869.196	-51.21	0.15	-13.0	-38.21	359.00	Horizontal	Horizontal	N/A
1648.200	-31.72	-0.48	-13.0	-18.72	294.00	Horizontal	Horizontal	Pass
2472.100	-45.10	4.77	-13.0	-32.10	165.00	Horizontal	Horizontal	Pass
3296.600	-44.78	6.44	-13.0	-31.78	170.00	Horizontal	Horizontal	Pass
6418.600	-39.24	18.88	-13.0	-26.24	308.00	Horizontal	Horizontal	Pass

RSE-V&H GSM 850 CH128

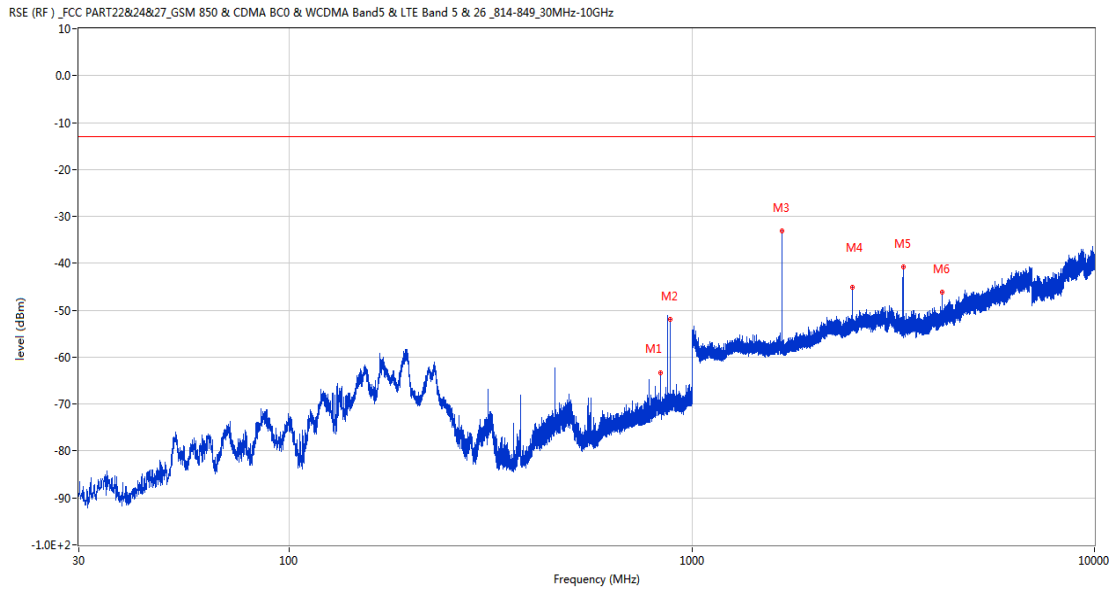
RSE (RF) _FCC PART22&24&27_GSM 850 & CDMA BC0 & WCDMA Band5 & LTE Band 5 & 26_814-849_30MHz-10GHz



Frequency (MHz)	Result (dBm)	Factor (dB)	PK Limit (dBm)	Over Limit (dB)	Table (o)	ANT	EUT	Verdict
824.188	-42.81	0.71	-13.0	-29.81	51.00	Vertical	Horizontal	N/A
869.244	-57.35	0.15	-13.0	-44.35	2.00	Vertical	Horizontal	N/A
1648.300	-34.69	-0.48	-13.0	-21.69	163.00	Vertical	Horizontal	Pass
2472.300	-48.35	4.76	-13.0	-35.35	152.00	Vertical	Horizontal	Pass
4371.600	-47.49	9.48	-13.0	-34.49	210.00	Vertical	Horizontal	Pass
9270.100	-35.61	39.27	-13.0	-22.61	335.00	Vertical	Horizontal	Pass

1.2 GSM 850 Middle Channel

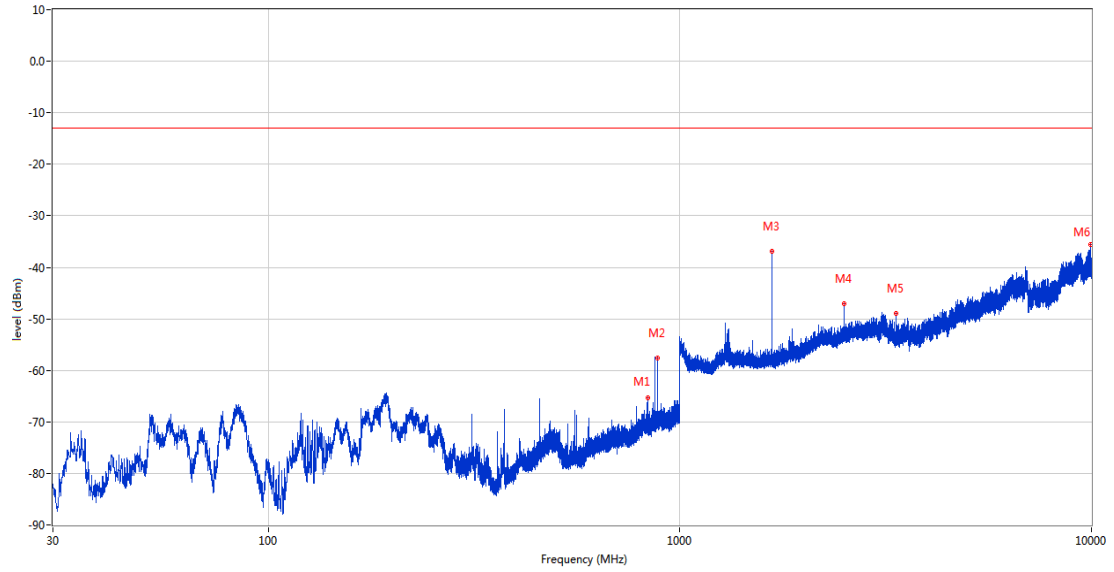
RSE-H&H GSM 850 CH190



Frequency (MHz)	Result (dBm)	Factor (dB)	PK Limit (dBm)	Over Limit (dB)	Table (o)	ANT	EUT	Verdict
836.652	-63.26	0.59	-13.0	-50.26	150.00	Horizontal	Horizontal	N/A
881.660	-52.04	0.60	-13.0	-39.04	165.00	Horizontal	Horizontal	N/A
1673.200	-33.19	-0.86	-13.0	-20.19	294.00	Horizontal	Horizontal	Pass
2509.800	-45.03	6.22	-13.0	-32.03	175.00	Horizontal	Horizontal	Pass
3346.200	-40.79	5.45	-13.0	-27.79	167.00	Horizontal	Horizontal	Pass
4182.800	-46.09	8.62	-13.0	-33.09	217.00	Horizontal	Horizontal	Pass

RSE-V&H GSM 850 CH190

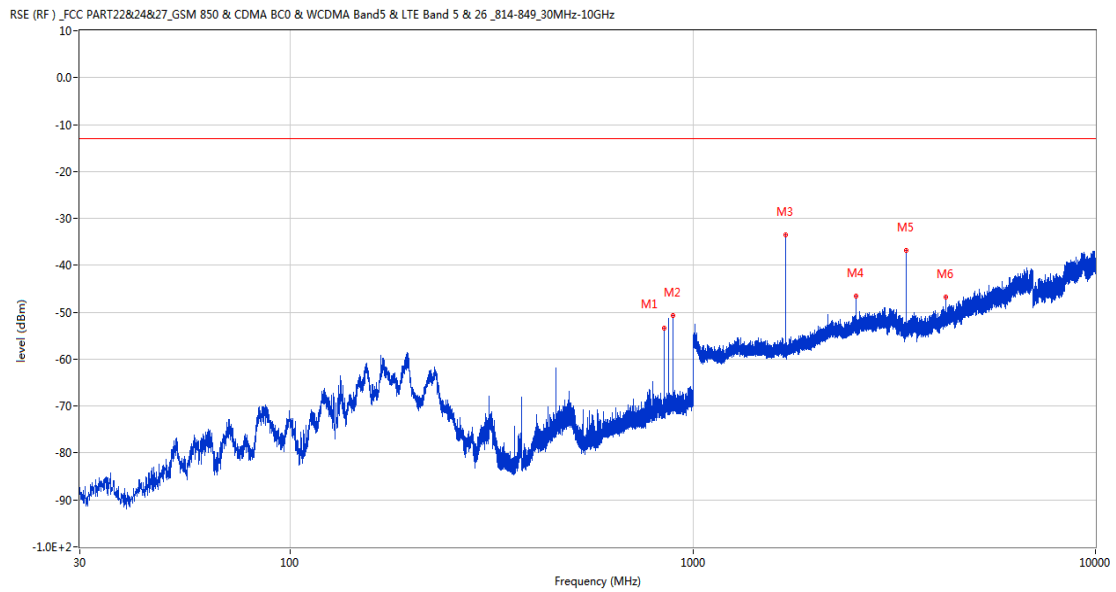
RSE (RF) _FCC PART22&24&27_GSM 850 & CDMA BC0 & WCDMA Band5 & LTE Band 5 & 26_814-849_30MHz-10GHz



Frequency (MHz)	Result (dBm)	Factor (dB)	PK Limit (dBm)	Over Limit (dB)	Table (o)	ANT	EUT	Verdict
836.604	-65.32	0.59	-13.0	-52.32	255.00	Vertical	Horizontal	N/A
881.563	-57.55	0.59	-13.0	-44.55	6.00	Vertical	Horizontal	N/A
1673.200	-36.96	-0.86	-13.0	-23.96	166.00	Vertical	Horizontal	Pass
2509.600	-46.97	6.21	-13.0	-33.97	161.00	Vertical	Horizontal	Pass
3346.000	-48.88	5.45	-13.0	-35.88	0.00	Vertical	Horizontal	Pass
9960.100	-35.58	39.86	-13.0	-22.58	159.00	Vertical	Horizontal	Pass

1.3 GSM 850 High Channel

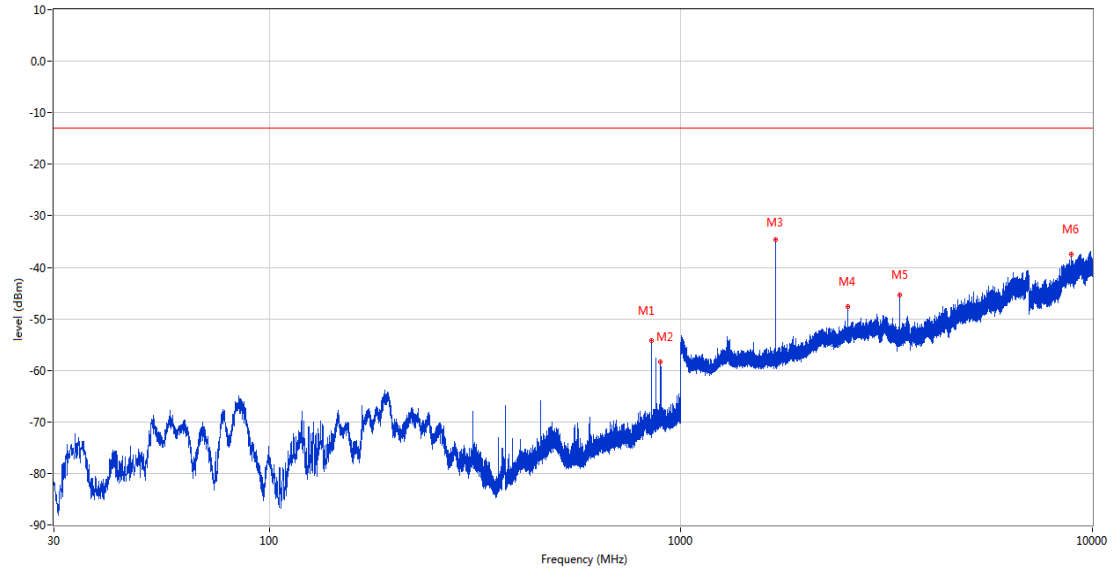
RSE-H&H GSM 850 CH251



Frequency (MHz)	Result (dBm)	Factor (dB)	PK Limit (dBm)	Over Limit (dB)	Table (o)	ANT	EUT	Verdict
848.729	-53.31	0.47	-13.0	-40.31	124.00	Horizontal	Horizontal	N/A
893.833	-50.71	1.09	-13.0	-37.71	173.00	Horizontal	Horizontal	N/A
1697.700	-33.46	-1.07	-13.0	-20.46	226.00	Horizontal	Horizontal	Pass
2546.500	-46.64	4.92	-13.0	-33.64	245.00	Horizontal	Horizontal	Pass
3395.200	-36.78	6.34	-13.0	-23.78	169.00	Horizontal	Horizontal	Pass
4243.600	-46.72	9.35	-13.0	-33.72	273.00	Horizontal	Horizontal	Pass

RSE-V&H GSM 850 CH251

RSE (RF) _FCC PART22&24&27_GSM 850 & CDMA BC0 & WCDMA Band5 & LTE Band 5 & 26_814-849_30MHz-10GHz

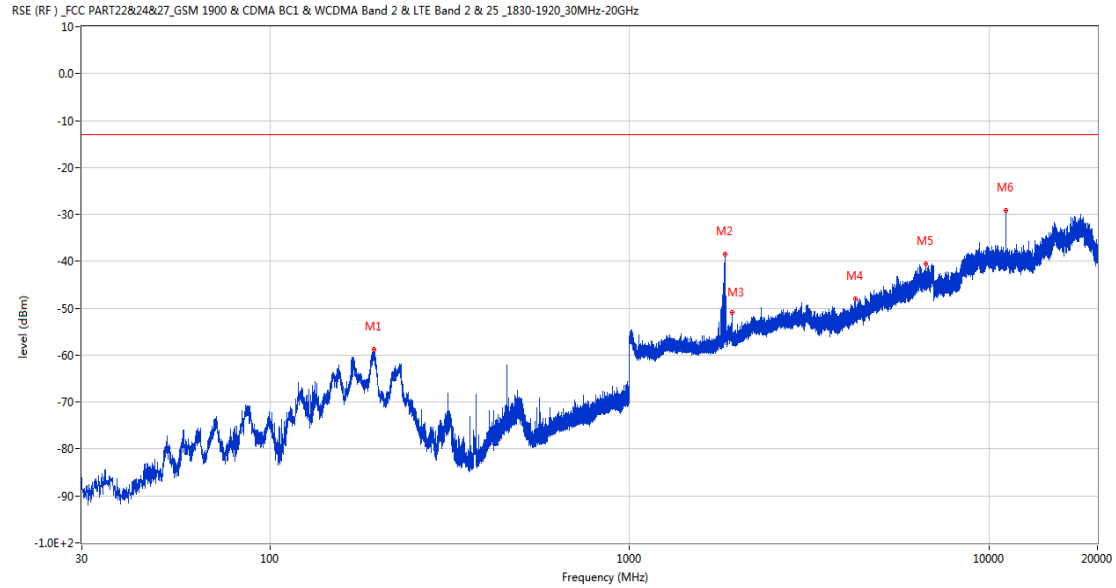


Frequency (MHz)	Result (dBm)	Factor (dB)	PK Limit (dBm)	Over Limit (dB)	Table (o)	ANT	EUT	Verdict
848.729	-54.18	0.47	-13.0	-41.18	108.00	Vertical	Horizontal	N/A
893.882	-58.42	1.10	-13.0	-45.42	235.00	Vertical	Horizontal	N/A
1697.500	-34.57	-1.06	-13.0	-21.57	17.00	Vertical	Horizontal	Pass
2546.300	-47.63	4.93	-13.0	-34.63	160.00	Vertical	Horizontal	Pass
3395.400	-45.29	6.35	-13.0	-32.29	0.00	Vertical	Horizontal	Pass
8893.600	-37.48	38.58	-13.0	-24.48	111.00	Vertical	Horizontal	Pass

2 GSM 1900

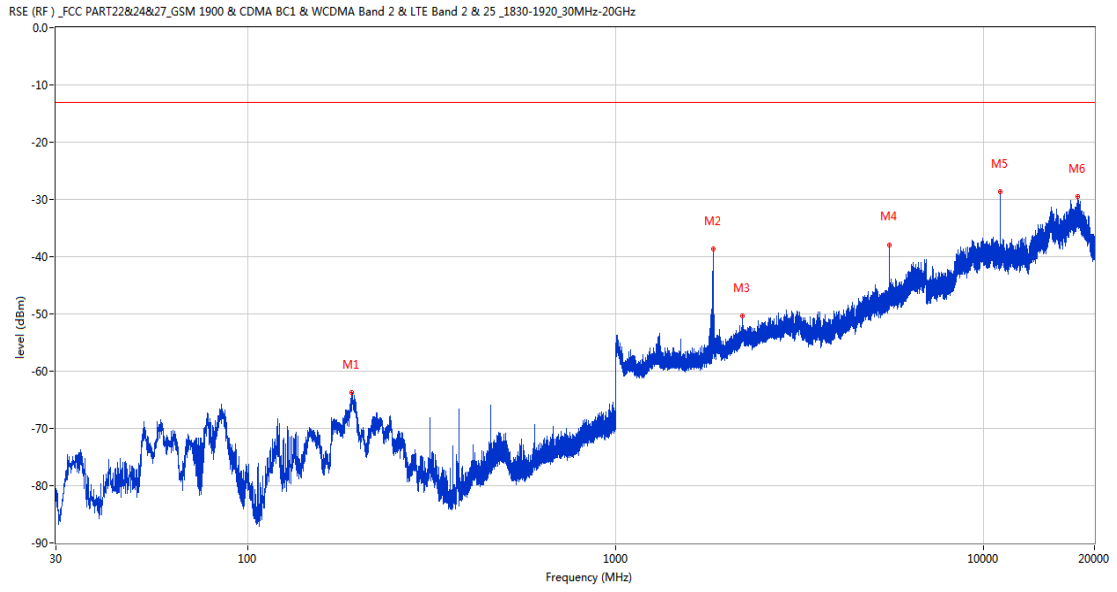
2.1 GSM 1900 Low Channel

RSE-H&H GSM 1900 CH512



Frequency (MHz)	Result (dBm)	Factor (dB)	PK Limit (dBm)	Over Limit (dB)	Table (o)	ANT	EUT	Verdict
194.852	-58.87	-15.85	-13.0	-45.87	226.00	Horizontal	Horizontal	Pass
1841.400	-38.57	2.11	-13.0	-25.57	326.00	Horizontal	Horizontal	N/A
1929.900	-50.90	0.69	-13.0	-37.90	172.00	Horizontal	Horizontal	Pass
4255.000	-48.03	9.58	-13.0	-35.03	0.00	Horizontal	Horizontal	Pass
6666.000	-40.50	18.58	-13.0	-27.50	289.00	Horizontal	Horizontal	Pass
11101.187	-29.25	40.36	-13.0	-16.25	105.00	Horizontal	Horizontal	Pass

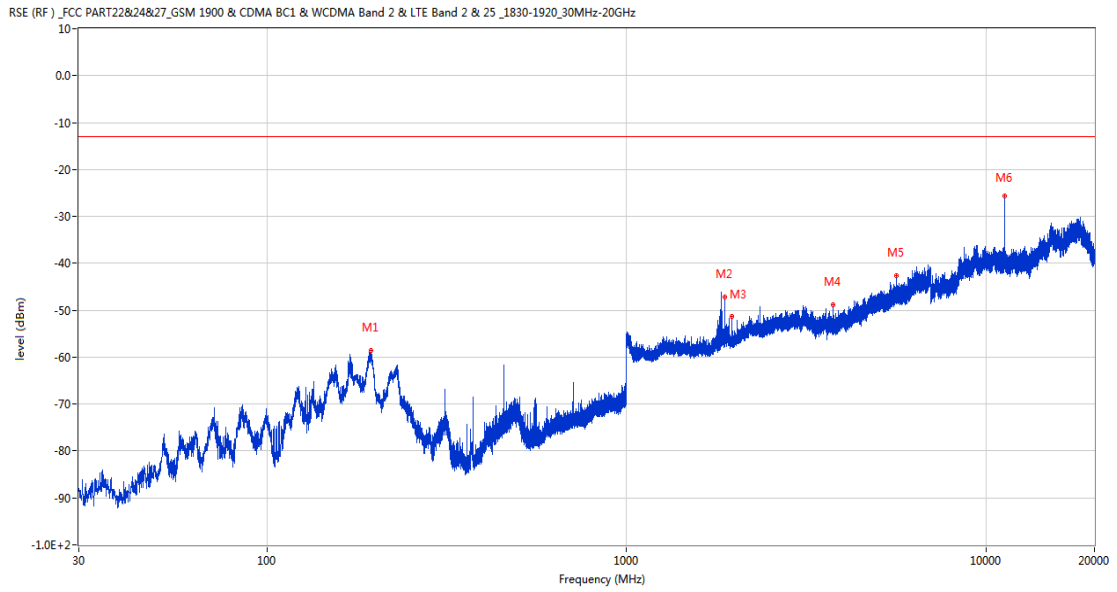
RSE-V&H GSM 1900 CH512



Frequency (MHz)	Result (dBm)	Factor (dB)	PK Limit (dBm)	Over Limit (dB)	Table (o)	ANT	EUT	Verdict
190.923	-63.79	-15.36	-13.0	-50.79	198.00	Vertical	Horizontal	Pass
1842.700	-38.64	2.13	-13.0	-25.64	154.00	Vertical	Horizontal	N/A
2205.200	-50.39	5.05	-13.0	-37.39	130.00	Vertical	Horizontal	Pass
5550.200	-38.04	13.47	-13.0	-25.04	226.00	Vertical	Horizontal	Pass
11100.900	-28.67	40.36	-13.0	-15.67	294.00	Vertical	Horizontal	Pass
18050.114	-29.51	44.91	-13.0	-16.51	112.00	Vertical	Horizontal	Pass

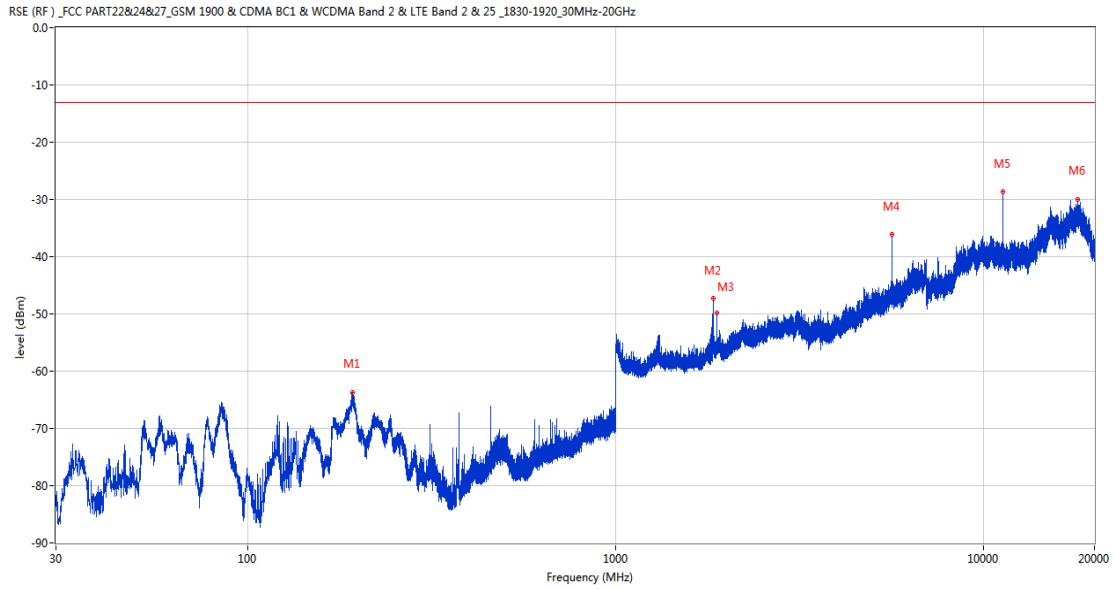
2.2 GSM 1900 Middle Channel

RSE-H&H GSM 1900 CH661



Frequency (MHz)	Result (dBm)	Factor (dB)	PK Limit (dBm)	Over Limit (dB)	Table (o)	ANT	EUT	Verdict
194.803	-58.55	-15.84	-13.0	-45.55	245.00	Horizontal	Horizontal	Pass
1880.000	-47.26	2.72	-13.0	-34.26	106.00	Horizontal	Horizontal	N/A
1959.900	-51.33	1.10	-13.0	-38.33	209.00	Horizontal	Horizontal	N/A
3759.600	-48.91	7.88	-13.0	-35.91	263.00	Horizontal	Horizontal	Pass
5640.200	-42.52	13.52	-13.0	-29.52	34.00	Horizontal	Horizontal	Pass
11279.725	-25.72	39.83	-13.0	-12.72	130.00	Horizontal	Horizontal	Pass

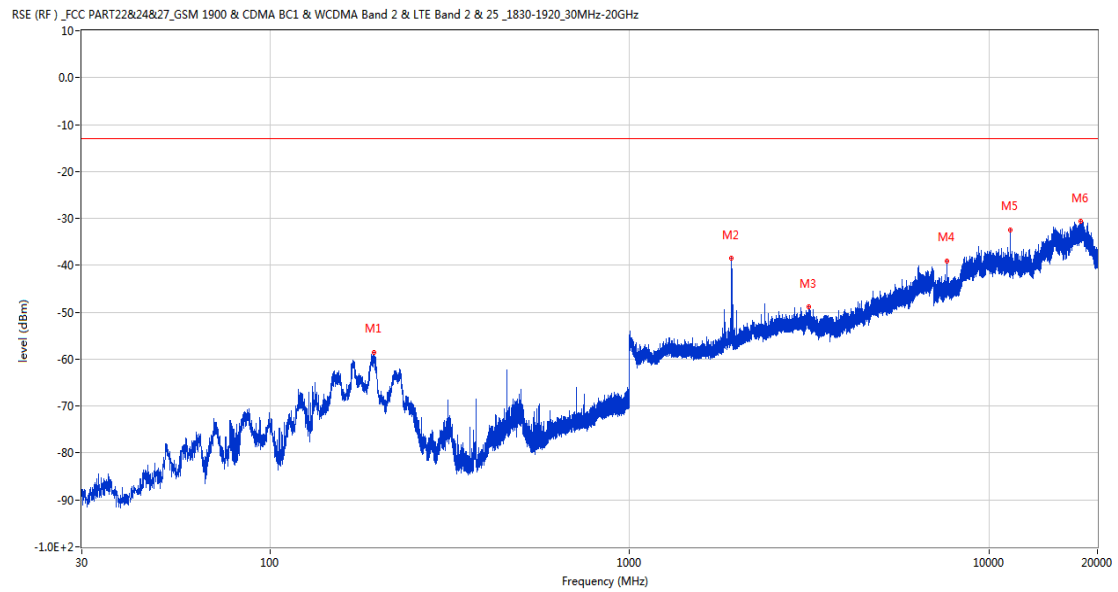
RSE-V&H GSM 1900 CH661



Frequency (MHz)	Result (dBm)	Factor (dB)	PK Limit (dBm)	Over Limit (dB)	Table (o)	ANT	EUT	Verdict
192.232	-63.78	-15.50	-13.0	-50.78	211.00	Vertical	Horizontal	Pass
1839.600	-47.28	2.02	-13.0	-34.28	0.00	Vertical	Horizontal	N/A
1879.900	-49.91	2.72	-13.0	-36.91	325.00	Vertical	Horizontal	N/A
5639.800	-36.17	13.48	-13.0	-23.17	216.00	Vertical	Horizontal	Pass
11280.012	-28.67	39.83	-13.0	-15.67	266.00	Vertical	Horizontal	Pass
17983.775	-30.01	44.91	-13.0	-17.01	360.00	Vertical	Horizontal	Pass

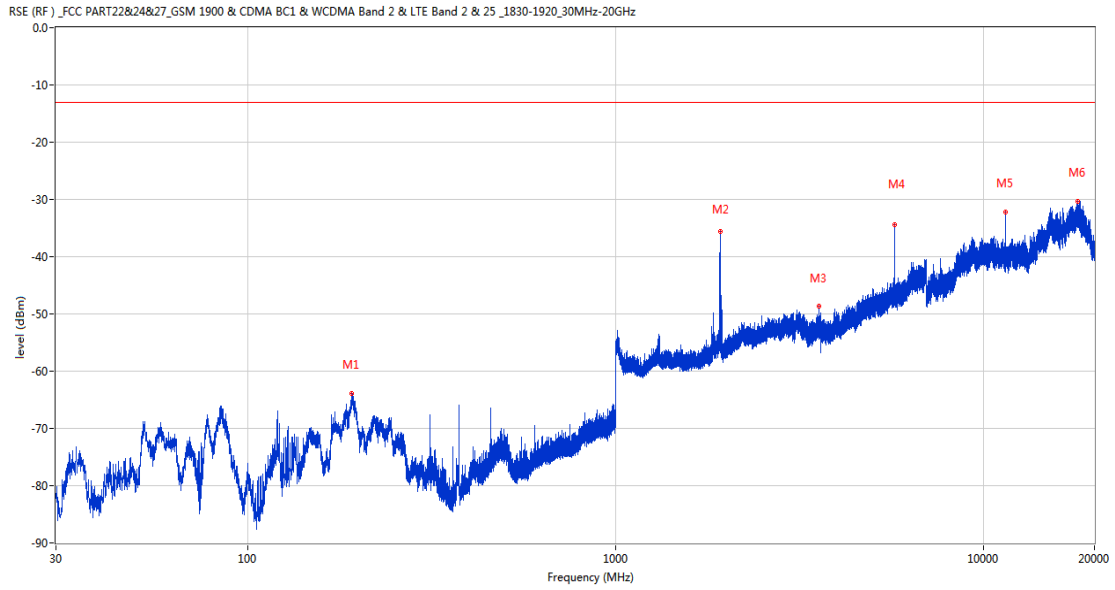
2.3 GSM 1900 High Channel

RSE-H&H GSM 1900 CH810



Frequency (MHz)	Result (dBm)	Factor (dB)	PK Limit (dBm)	Over Limit (dB)	Table (o)	ANT	EUT	Verdict
194.560	-58.61	-15.80	-13.0	-45.61	235.00	Horizontal	Horizontal	Pass
1915.600	-38.40	3.10	-13.0	-25.40	139.00	Horizontal	Horizontal	N/A
3159.400	-48.91	7.81	-13.0	-35.91	176.00	Horizontal	Horizontal	Pass
7639.400	-39.19	34.44	-13.0	-26.19	167.00	Horizontal	Horizontal	Pass
11458.550	-32.57	39.58	-13.0	-19.57	130.00	Horizontal	Horizontal	Pass
17947.163	-30.68	44.72	-13.0	-17.68	6.00	Horizontal	Horizontal	Pass

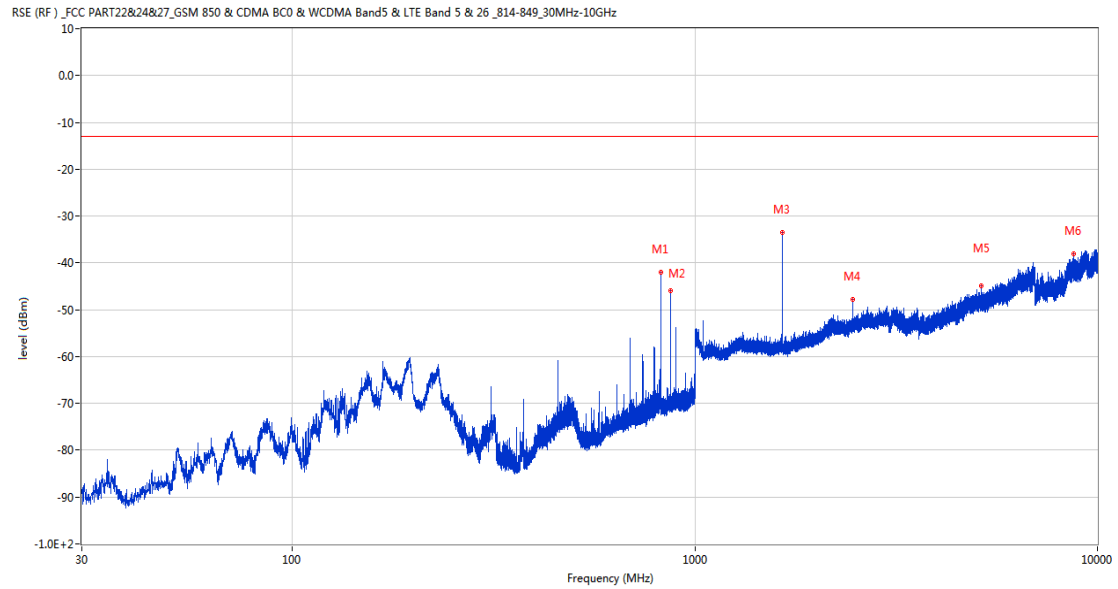
RSE-V&H GSM 1900 CH810



Frequency (MHz)	Result (dBm)	Factor (dB)	PK Limit (dBm)	Over Limit (dB)	Table (o)	ANT	EUT	Verdict
191.602	-63.92	-15.42	-13.0	-50.92	194.00	Vertical	Horizontal	Pass
1918.100	-35.62	2.44	-13.0	-22.62	334.00	Vertical	Horizontal	N/A
3569.200	-48.67	6.96	-13.0	-35.67	292.00	Vertical	Horizontal	Pass
5729.400	-34.36	13.61	-13.0	-21.36	360.00	Vertical	Horizontal	Pass
11458.263	-32.18	39.58	-13.0	-19.18	31.00	Vertical	Horizontal	Pass
18035.974	-30.32	44.94	-13.0	-17.32	311.00	Vertical	Horizontal	Pass

EGPRS
 3 EGPRS 850
 3.1 EGPRS 850 Low Channel

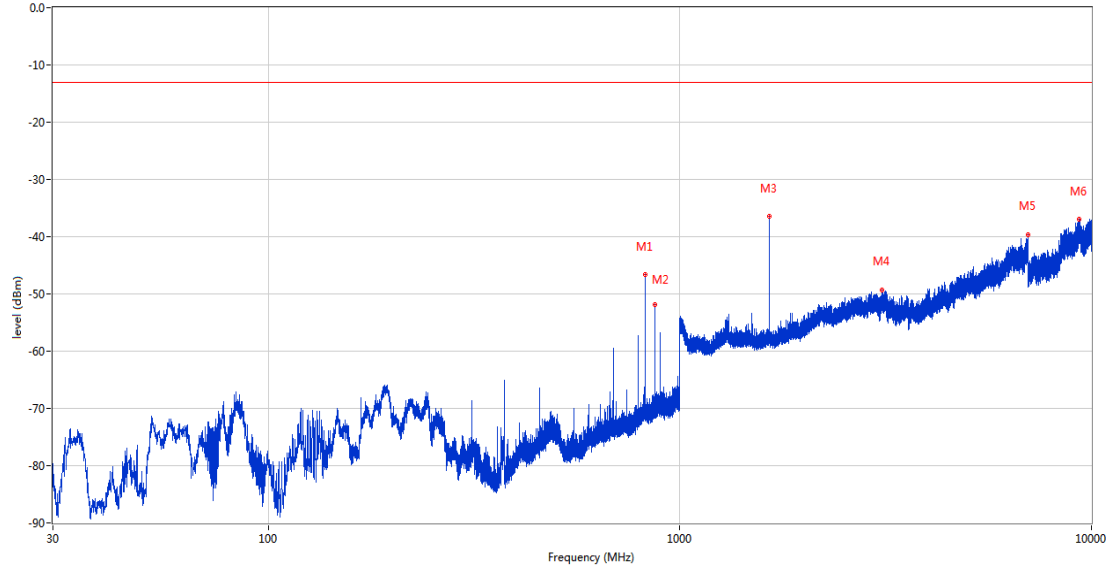
RSE-H&H EGPRS 850 CH128



Frequency (MHz)	Result (dBm)	Factor (dB)	PK Limit (dBm)	Over Limit (dB)	Table (o)	ANT	EUT	Verdict
824.236	-42.02	0.71	-13.0	-29.02	123.00	Horizontal	Horizontal	N/A
869.196	-45.99	0.15	-13.0	-32.99	158.00	Horizontal	Horizontal	N/A
1648.200	-33.57	-0.48	-13.0	-20.57	284.00	Horizontal	Horizontal	Pass
2472.700	-47.89	4.76	-13.0	-34.89	112.00	Horizontal	Horizontal	Pass
5133.000	-44.83	12.86	-13.0	-31.83	352.00	Horizontal	Horizontal	Pass
8722.450	-38.13	38.51	-13.0	-25.13	-2.00	Horizontal	Horizontal	Pass

RSE-V&H EGPRS 850 CH128

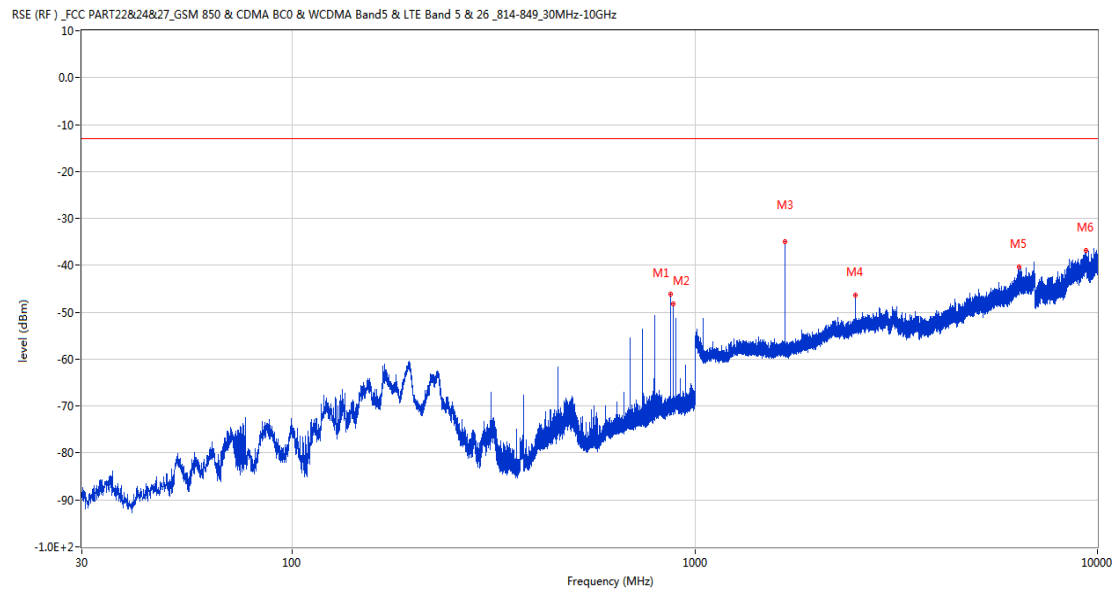
RSE (RF) _FCC PART22&24&27_GSM 850 & CDMA BC0 & WCDMA Band5 & LTE Band 5 & 26_814-849_30MHz-10GHz



Frequency (MHz)	Result (dBm)	Factor (dB)	PK Limit (dBm)	Over Limit (dB)	Table (o)	ANT	EUT	Verdict
824.236	-46.60	0.71	-13.0	-33.60	110.00	Vertical	Horizontal	N/A
869.147	-51.93	0.15	-13.0	-38.93	-1.00	Vertical	Horizontal	N/A
1648.400	-36.50	-0.49	-13.0	-23.50	200.00	Vertical	Horizontal	Pass
3100.000	-49.37	8.52	-13.0	-36.37	115.00	Vertical	Horizontal	Pass
6999.000	-39.74	18.94	-13.0	-26.74	9.00	Vertical	Horizontal	Pass
9336.700	-36.91	39.70	-13.0	-23.91	251.00	Vertical	Horizontal	Pass

3.2 EGPRS 850 Middle Channel

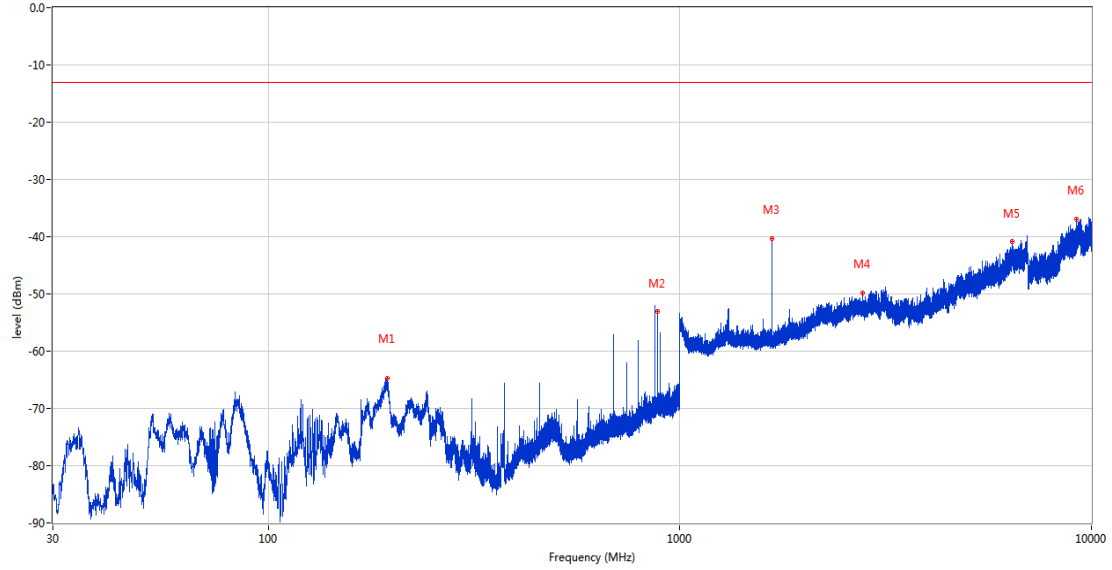
RSE-H&H EGPRS 850 CH190



Frequency (MHz)	Result (dBm)	Factor (dB)	PK Limit (dBm)	Over Limit (dB)	Table (o)	ANT	EUT	Verdict
869.147	-46.06	0.15	-13.0	-33.06	172.00	Horizontal	Horizontal	Pass
881.612	-48.31	0.59	-13.0	-35.31	172.00	Horizontal	Horizontal	N/A
1673.200	-34.94	-0.86	-13.0	-21.94	237.00	Horizontal	Horizontal	Pass
2509.900	-46.33	6.23	-13.0	-33.33	212.00	Horizontal	Horizontal	Pass
6400.000	-40.38	17.91	-13.0	-27.38	179.00	Horizontal	Horizontal	Pass
9375.849	-36.91	39.87	-13.0	-23.91	349.00	Horizontal	Horizontal	Pass

RSE-V&H EGPRS 850 CH190

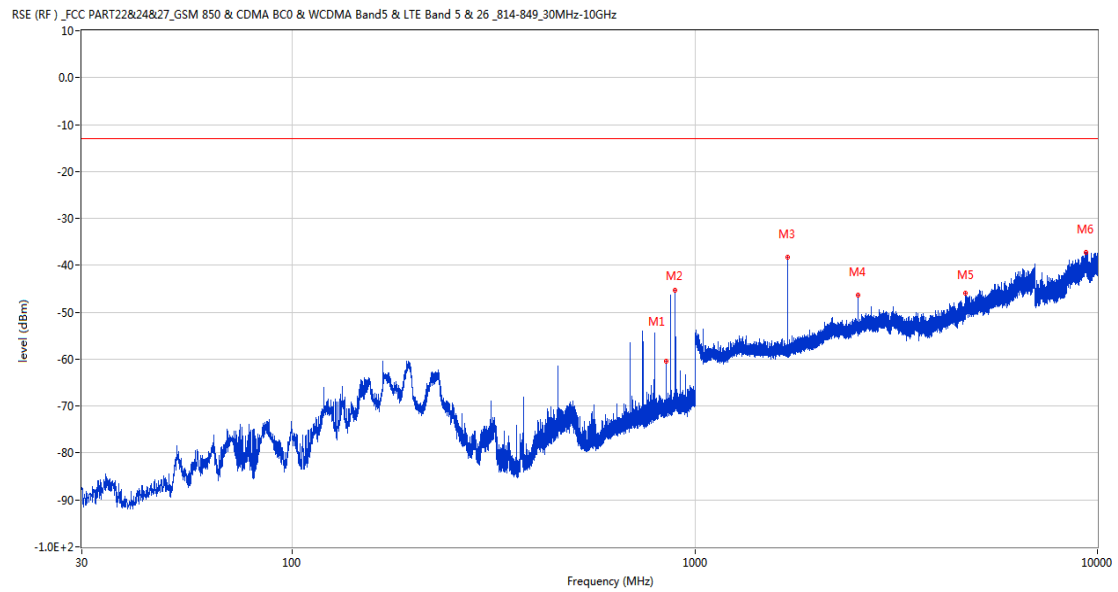
RSE (RF) _FCC PART22&24&27_GSM 850 & CDMA BC0 & WCDMA Band5 & LTE Band 5 & 26_814-849_30MHz-10GHz



Frequency (MHz)	Result (dBm)	Factor (dB)	PK Limit (dBm)	Over Limit (dB)	Table (o)	ANT	EUT	Verdict
194.852	-64.74	-15.86	-13.0	-51.74	187.00	Vertical	Horizontal	Pass
881.660	-53.13	0.60	-13.0	-40.13	-1.00	Vertical	Horizontal	N/A
1673.200	-40.41	-0.86	-13.0	-27.41	22.00	Vertical	Horizontal	Pass
2778.000	-49.91	5.99	-13.0	-36.91	289.00	Vertical	Horizontal	Pass
6405.400	-40.80	18.37	-13.0	-27.80	323.00	Vertical	Horizontal	Pass
9212.800	-36.95	38.80	-13.0	-23.95	320.00	Vertical	Horizontal	Pass

3.3 EGPRS 850 High Channel

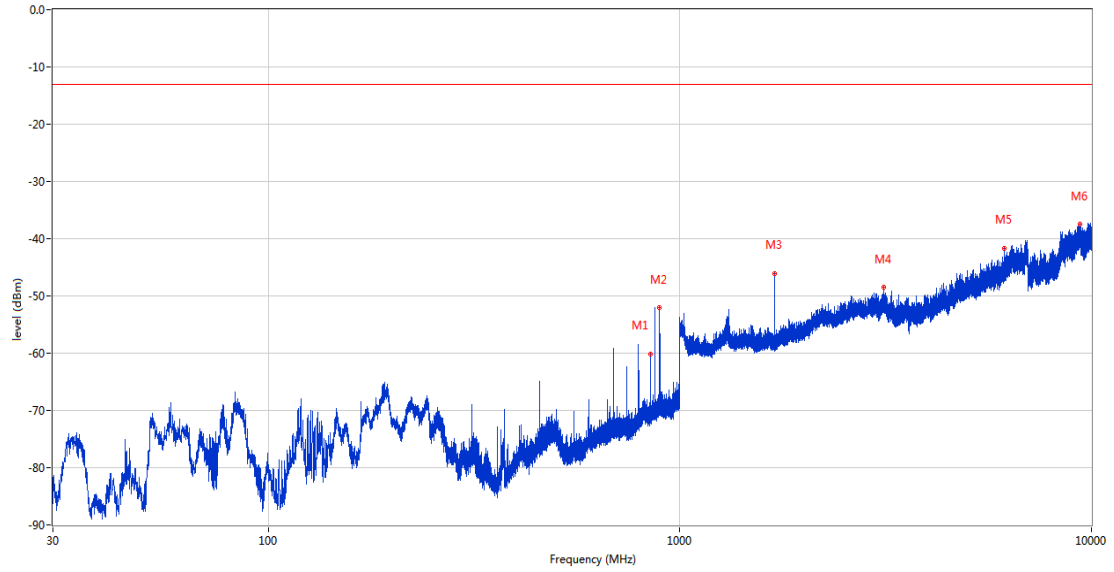
RSE-H&H EGPRS 850 CH251



Frequency (MHz)	Result (dBm)	Factor (dB)	PK Limit (dBm)	Over Limit (dB)	Table (o)	ANT	EUT	Verdict
848.825	-60.48	0.46	-13.0	-47.48	145.00	Horizontal	Horizontal	N/A
893.737	-45.31	1.08	-13.0	-32.31	168.00	Horizontal	Horizontal	N/A
1697.500	-38.28	-1.06	-13.0	-25.28	8.00	Horizontal	Horizontal	Pass
2546.200	-46.25	4.94	-13.0	-33.25	173.00	Horizontal	Horizontal	Pass
4709.800	-46.02	10.92	-13.0	-33.02	235.00	Horizontal	Horizontal	Pass
9361.450	-37.26	39.86	-13.0	-24.26	182.00	Horizontal	Horizontal	Pass

RSE-V&H EGPRS 850 CH251

RSE (RF) _FCC PART22&24&27_GSM 850 & CDMA BC0 & WCDMA Band5 & LTE Band 5 & 26_814-849_30MHz-10GHz

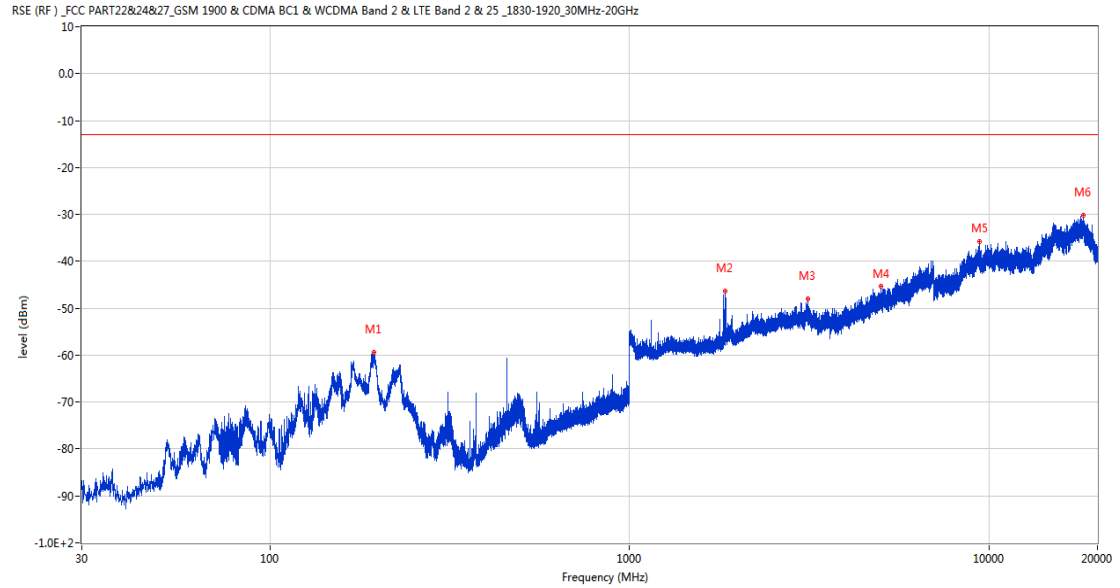


Frequency (MHz)	Result (dBm)	Factor (dB)	PK Limit (dBm)	Over Limit (dB)	Table (o)	ANT	EUT	Verdict
848.825	-60.21	0.46	-13.0	-47.21	240.00	Vertical	Horizontal	N/A
893.833	-52.08	1.09	-13.0	-39.08	-1.00	Vertical	Horizontal	N/A
1697.600	-46.16	-1.07	-13.0	-33.16	3.00	Vertical	Horizontal	Pass
3122.600	-48.56	7.62	-13.0	-35.56	314.00	Vertical	Horizontal	Pass
6129.600	-41.68	15.97	-13.0	-28.68	357.00	Vertical	Horizontal	Pass
9398.050	-37.52	40.02	-13.0	-24.52	330.00	Vertical	Horizontal	Pass

4 EGPRS 1900

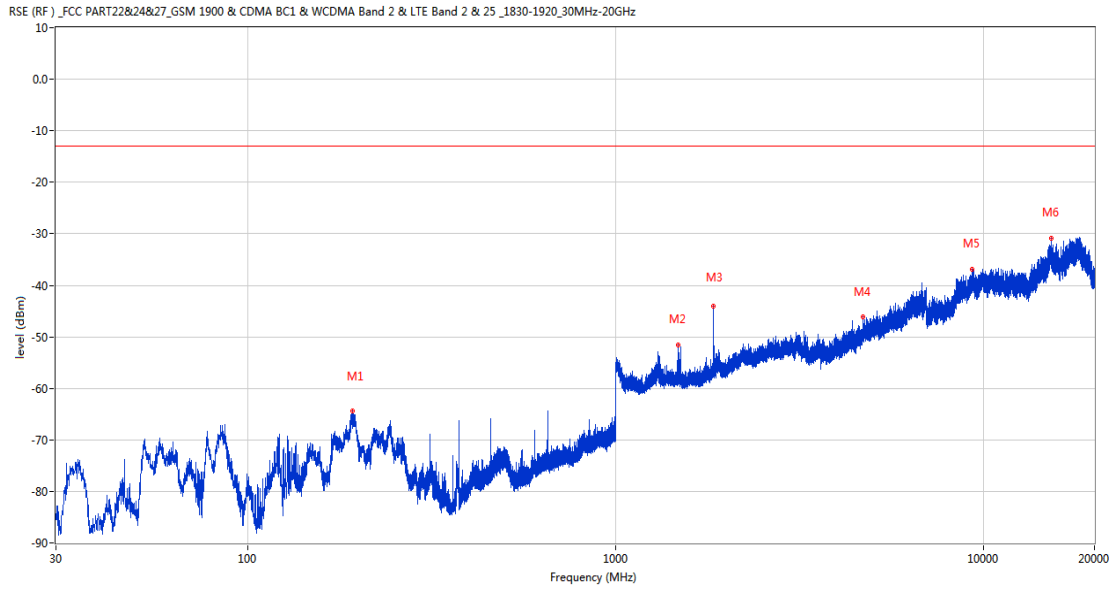
4.1 EGPRS 1900 Low Channel

RSE-H&H EGPRS 1900 CH512



Frequency (MHz)	Result (dBm)	Factor (dB)	PK Limit (dBm)	Over Limit (dB)	Table (o)	ANT	EUT	Verdict
194.803	-59.49	-15.84	-13.0	-46.49	270.00	Horizontal	Horizontal	Pass
1842.800	-46.26	2.13	-13.0	-33.26	103.00	Horizontal	Horizontal	Pass
3125.000	-48.08	7.47	-13.0	-35.08	72.00	Horizontal	Horizontal	Pass
4990.400	-45.36	12.05	-13.0	-32.36	29.00	Horizontal	Horizontal	Pass
9399.474	-35.85	40.04	-13.0	-22.85	79.00	Horizontal	Horizontal	Pass
18260.001	-30.18	44.83	-13.0	-17.18	50.00	Horizontal	Horizontal	Pass

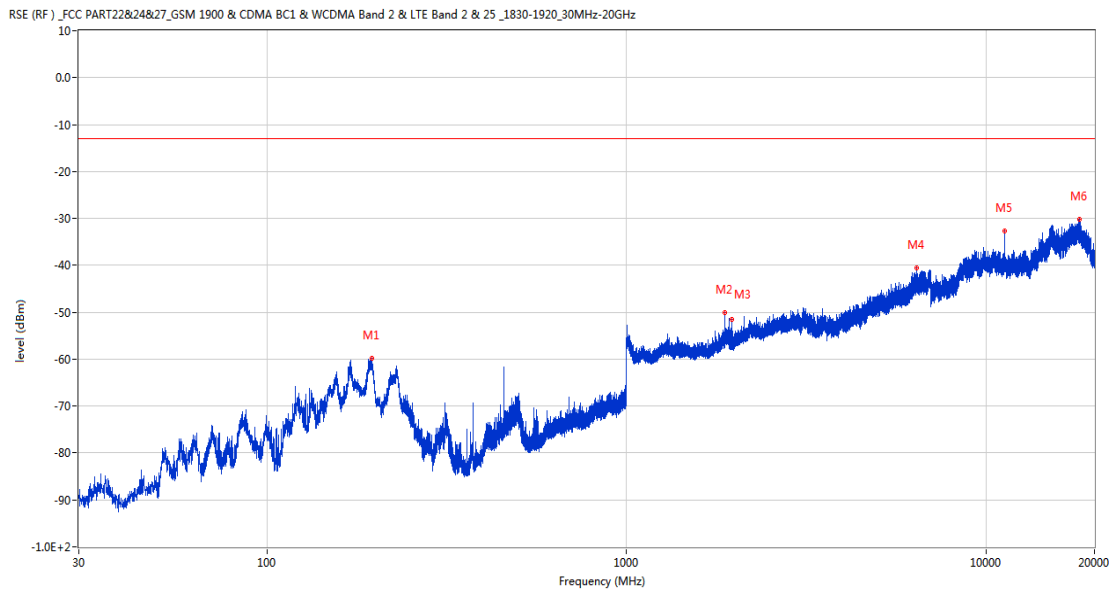
RSE-V&H EGPRS 1900 CH512



Frequency (MHz)	Result (dBm)	Factor (dB)	PK Limit (dBm)	Over Limit (dB)	Table (o)	ANT	EUT	Verdict
191.699	-64.33	-15.43	-13.0	-51.33	188.00	Vertical	Horizontal	Pass
1479.900	-51.54	-0.77	-13.0	-38.54	195.00	Vertical	Horizontal	Pass
1841.500	-44.05	2.11	-13.0	-31.05	18.00	Vertical	Horizontal	Pass
4696.400	-46.21	10.89	-13.0	-33.21	226.00	Vertical	Horizontal	Pass
9312.650	-36.91	39.65	-13.0	-23.91	316.00	Vertical	Horizontal	Pass
15262.850	-30.95	43.21	-13.0	-17.95	149.00	Vertical	Horizontal	Pass

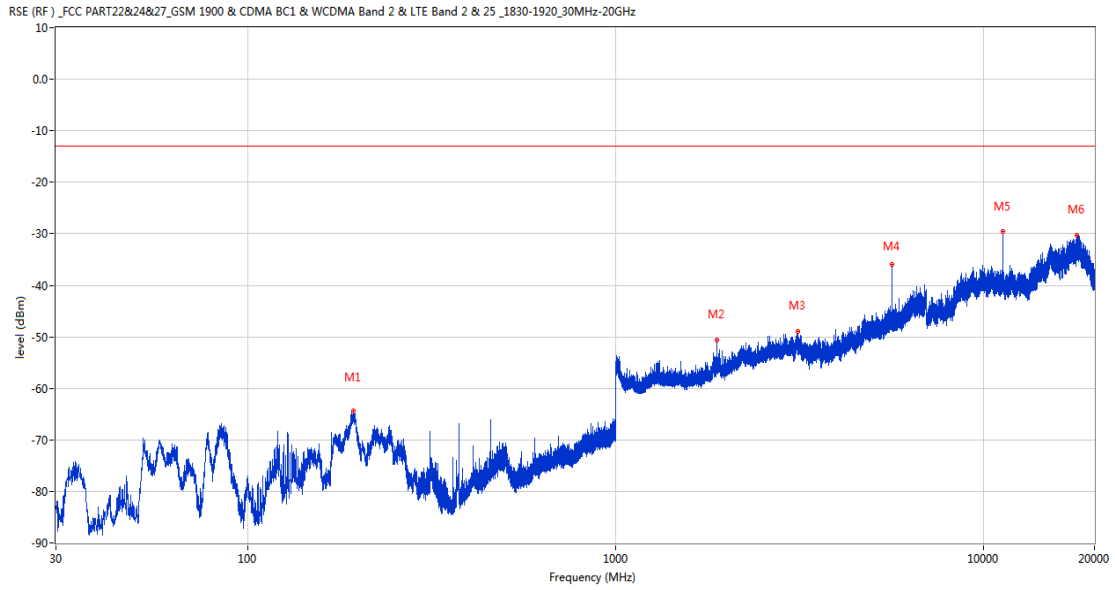
4.2 EGPRS 1900 Middle Channel

RSE-H&H EGPRS 1900 CH661



Frequency (MHz)	Result (dBm)	Factor (dB)	PK Limit (dBm)	Over Limit (dB)	Table (o)	ANT	EUT	Verdict
195.482	-59.89	-16.24	-13.0	-46.89	232.00	Horizontal	Horizontal	Pass
1880.000	-49.98	2.72	-13.0	-36.98	135.00	Horizontal	Horizontal	N/A
1960.000	-51.54	1.10	-13.0	-38.54	220.00	Horizontal	Horizontal	N/A
6413.800	-40.56	18.87	-13.0	-27.56	298.00	Horizontal	Horizontal	Pass
11279.725	-32.57	39.83	-13.0	-19.57	339.00	Horizontal	Horizontal	Pass
18173.725	-30.16	45.01	-13.0	-17.16	167.00	Horizontal	Horizontal	Pass

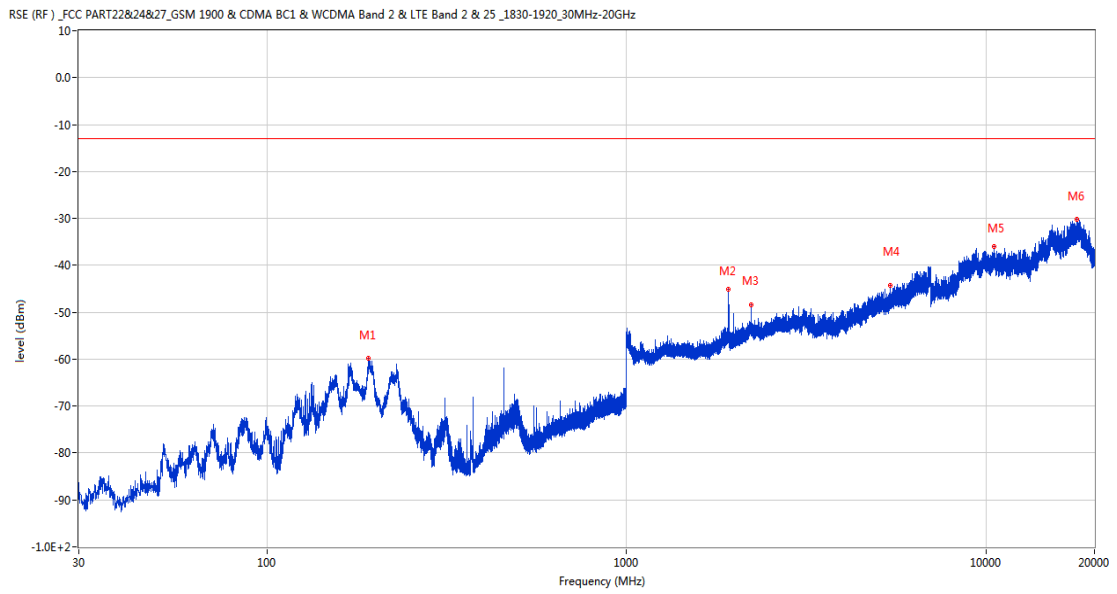
RSE-V&H EGPRS 1900 CH661



Frequency (MHz)	Result (dBm)	Factor (dB)	PK Limit (dBm)	Over Limit (dB)	Table (o)	ANT	EUT	Verdict
192.766	-64.41	-15.56	-13.0	-51.41	208.00	Vertical	Horizontal	Pass
1879.900	-50.56	2.72	-13.0	-37.56	109.00	Vertical	Horizontal	N/A
3124.200	-49.00	7.50	-13.0	-36.00	59.00	Vertical	Horizontal	Pass
5640.000	-35.98	13.50	-13.0	-22.98	230.00	Vertical	Horizontal	Pass
11279.725	-29.51	39.83	-13.0	-16.51	290.00	Vertical	Horizontal	Pass
17879.376	-30.32	44.52	-13.0	-17.32	91.00	Vertical	Horizontal	Pass

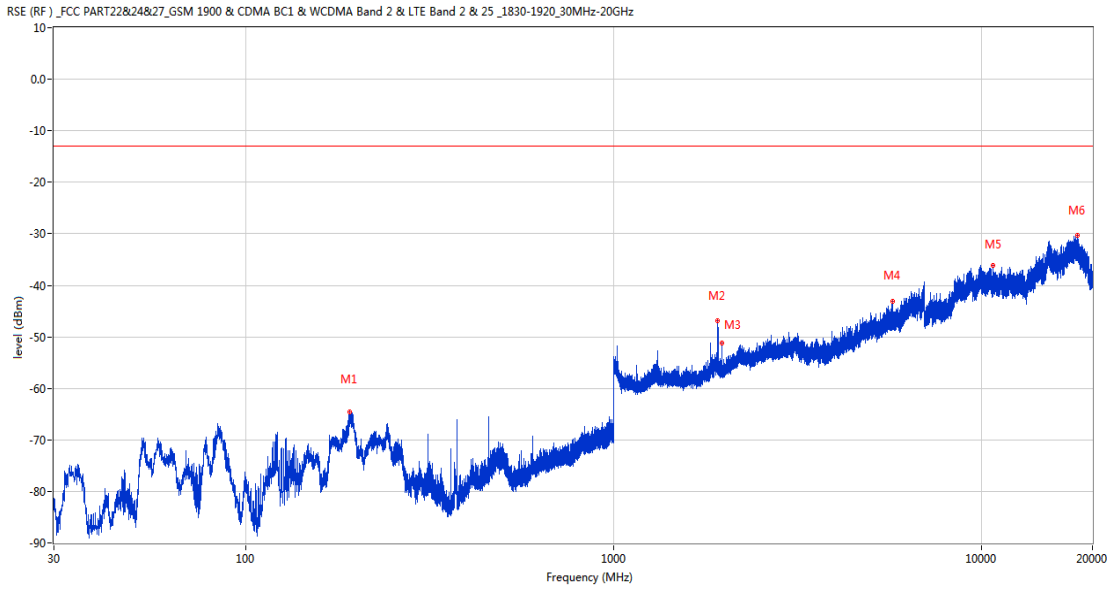
4.3 EGPRS 1900 High Channel

RSE-H&H EGPRS 1900 CH810



Frequency (MHz)	Result (dBm)	Factor (dB)	PK Limit (dBm)	Over Limit (dB)	Table (o)	ANT	EUT	Verdict
191.942	-59.77	-15.46	-13.0	-46.77	252.00	Horizontal	Horizontal	Pass
1918.300	-45.11	2.32	-13.0	-32.11	109.00	Horizontal	Horizontal	Pass
2227.700	-48.35	3.52	-13.0	-35.35	212.00	Horizontal	Horizontal	Pass
5399.000	-44.25	13.03	-13.0	-31.25	220.00	Horizontal	Horizontal	Pass
10524.463	-36.04	40.56	-13.0	-23.04	338.00	Horizontal	Horizontal	Pass
17877.563	-30.20	44.51	-13.0	-17.20	270.00	Horizontal	Horizontal	Pass

RSE-V&H EGPRS 1900 CH810



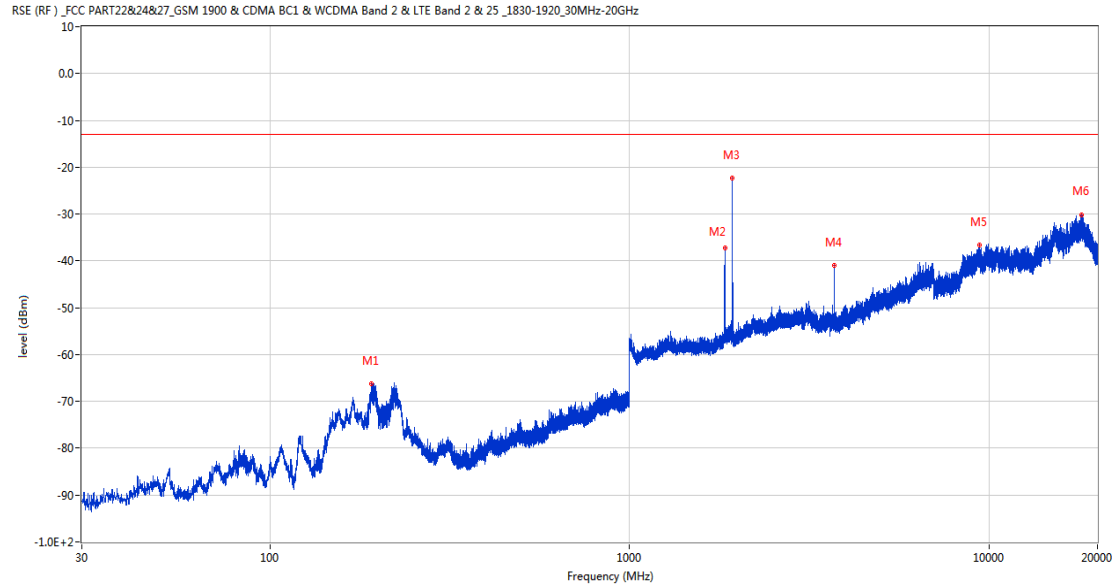
Frequency (MHz)	Result (dBm)	Factor (dB)	PK Limit (dBm)	Over Limit (dB)	Table (o)	ANT	EUT	Verdict
190.972	-64.56	-15.36	-13.0	-51.56	188.00	Vertical	Horizontal	Pass
1917.200	-46.93	2.97	-13.0	-33.93	149.00	Vertical	Horizontal	Pass
1965.000	-51.16	0.97	-13.0	-38.16	178.00	Vertical	Horizontal	Pass
5729.400	-43.19	13.61	-13.0	-30.19	312.00	Vertical	Horizontal	Pass
10741.238	-36.05	40.17	-13.0	-23.05	217.00	Vertical	Horizontal	Pass
18196.562	-30.24	45.01	-13.0	-17.24	15.00	Vertical	Horizontal	Pass

WCDMA

5 WCDMA Band 2

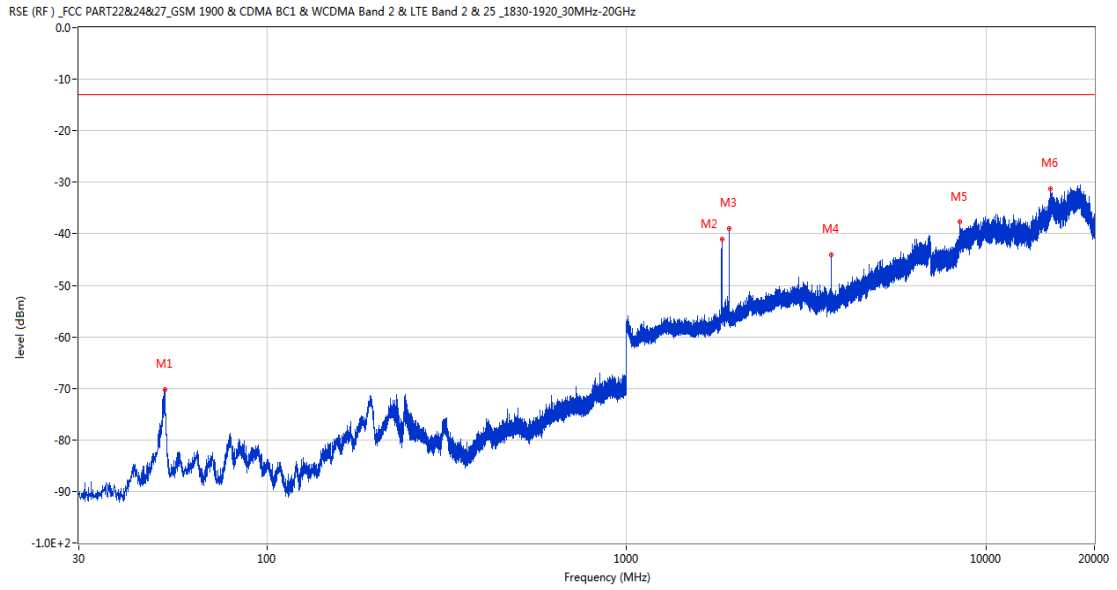
5.1 WCDMA Band 2 Low Channel

RSE-H&H WCDMA Band 2 CH9262



Frequency (MHz)	Result (dBm)	Factor (dB)	PK Limit (dBm)	Over Limit (dB)	Table (o)	ANT	EUT	Verdict
191.699	-66.29	-15.43	-13.0	-53.29	27.00	Horizontal	Horizontal	Pass
1841.000	-37.30	2.10	-13.0	-24.30	114.00	Horizontal	Horizontal	N/A
1932.000	-22.37	0.81	-13.0	-9.37	233.00	Horizontal	Horizontal	N/A
3707.000	-40.99	7.36	-13.0	-27.99	150.00	Horizontal	Horizontal	Pass
9398.325	-36.59	40.03	-13.0	-23.59	207.00	Horizontal	Horizontal	Pass
18020.749	-30.13	44.93	-13.0	-17.13	226.00	Horizontal	Horizontal	Pass

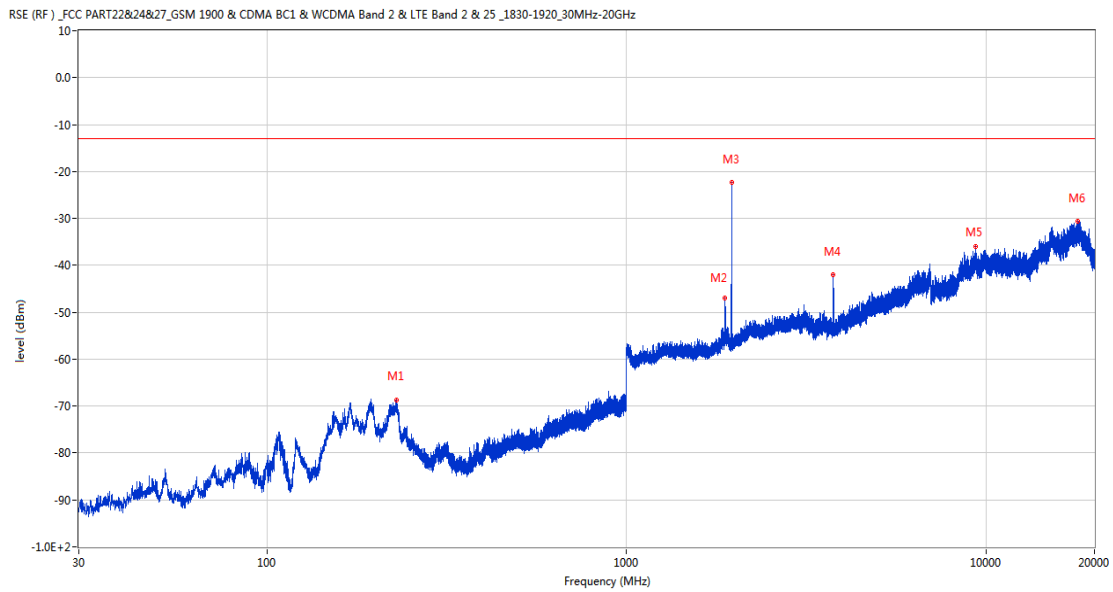
RSE-V&H WCDMA Band 2 CH9262



Frequency (MHz)	Result (dBm)	Factor (dB)	PK Limit (dBm)	Over Limit (dB)	Table (o)	ANT	EUT	Verdict
52.019	-70.30	-17.44	-13.0	-57.30	360.00	Vertical	Horizontal	Pass
1840.800	-41.12	2.10	-13.0	-28.12	161.00	Vertical	Horizontal	N/A
1931.300	-38.97	0.77	-13.0	-25.97	197.00	Vertical	Horizontal	N/A
3706.600	-44.00	7.37	-13.0	-31.00	274.00	Vertical	Horizontal	Pass
8433.763	-37.76	37.81	-13.0	-24.76	156.00	Vertical	Horizontal	Pass
15066.375	-31.30	42.79	-13.0	-18.30	347.00	Vertical	Horizontal	Pass

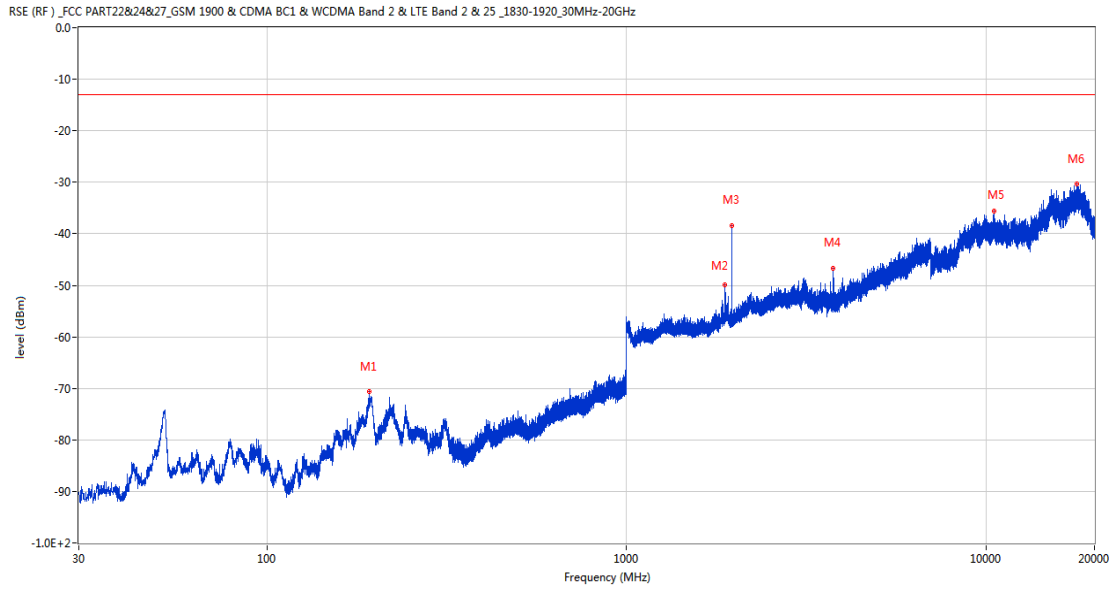
5.2 WCDMA Band 2 Middle Channel

RSE-H&H WCDMA Band 2 CH9400



Frequency (MHz)	Result (dBm)	Factor (dB)	PK Limit (dBm)	Over Limit (dB)	Table (o)	ANT	EUT	Verdict
229.480	-68.63	-14.81	-13.0	-55.63	283.00	Horizontal	Horizontal	Pass
1881.000	-46.93	2.74	-13.0	-33.93	108.00	Horizontal	Horizontal	N/A
1960.000	-22.41	1.10	-13.0	-9.41	351.00	Horizontal	Horizontal	N/A
3758.000	-41.97	7.97	-13.0	-28.97	169.00	Horizontal	Horizontal	Pass
9337.662	-35.89	39.70	-13.0	-22.89	309.00	Horizontal	Horizontal	Pass
17963.475	-30.50	44.75	-13.0	-17.50	258.00	Horizontal	Horizontal	Pass

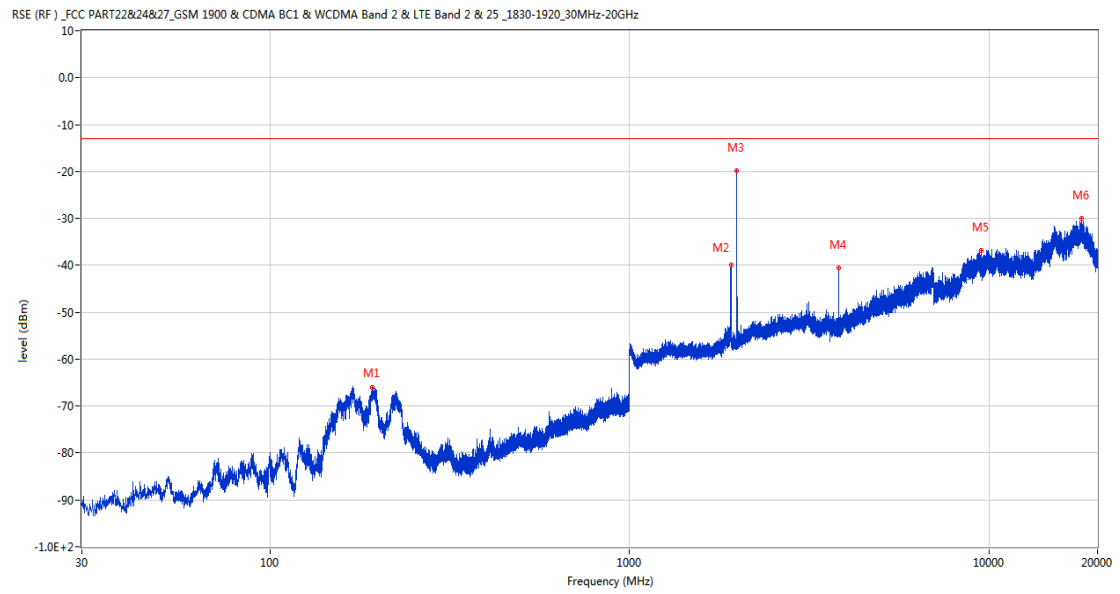
RSE-V&H WCDMA Band 2 CH9400



Frequency (MHz)	Result (dBm)	Factor (dB)	PK Limit (dBm)	Over Limit (dB)	Table (o)	ANT	EUT	Verdict
192.524	-70.72	-15.53	-13.0	-57.72	0.00	Vertical	Horizontal	Pass
1880.700	-49.90	2.74	-13.0	-36.90	359.00	Vertical	Horizontal	N/A
1960.400	-38.40	1.07	-13.0	-25.40	335.00	Vertical	Horizontal	N/A
3758.200	-46.70	7.96	-13.0	-33.70	281.00	Vertical	Horizontal	Pass
10531.075	-35.57	40.60	-13.0	-22.57	195.00	Vertical	Horizontal	Pass
17872.849	-30.33	44.49	-13.0	-17.33	179.00	Vertical	Horizontal	Pass

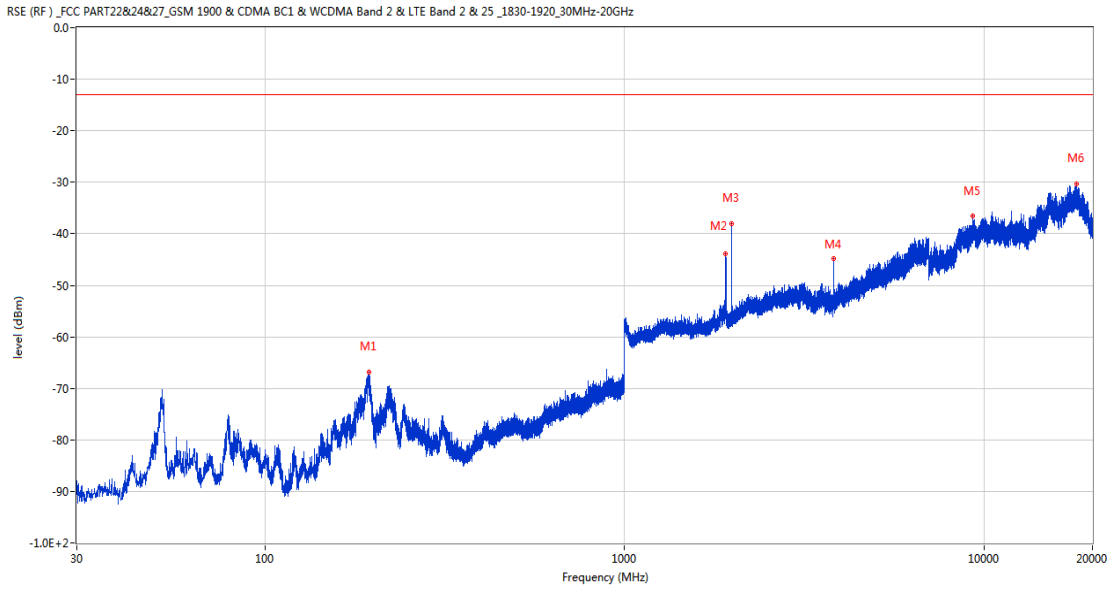
5.3 WCDMA Band 2 High Channel

RSE-H&H WCDMA Band 2 CH9538



Frequency (MHz)	Result (dBm)	Factor (dB)	PK Limit (dBm)	Over Limit (dB)	Table (o)	ANT	EUT	Verdict
193.057	-65.96	-15.59	-13.0	-52.96	212.00	Horizontal	Horizontal	Pass
1915.300	-39.92	3.10	-13.0	-26.92	137.00	Horizontal	Horizontal	N/A
1988.300	-19.89	0.93	-13.0	-6.89	235.00	Horizontal	Horizontal	N/A
3813.600	-40.63	7.15	-13.0	-27.63	149.00	Horizontal	Horizontal	Pass
9484.575	-36.79	39.49	-13.0	-23.79	42.00	Horizontal	Horizontal	Pass
18042.864	-30.06	44.93	-13.0	-17.06	276.00	Horizontal	Horizontal	Pass

RSE-V&H WCDMA Band 2 CH9538

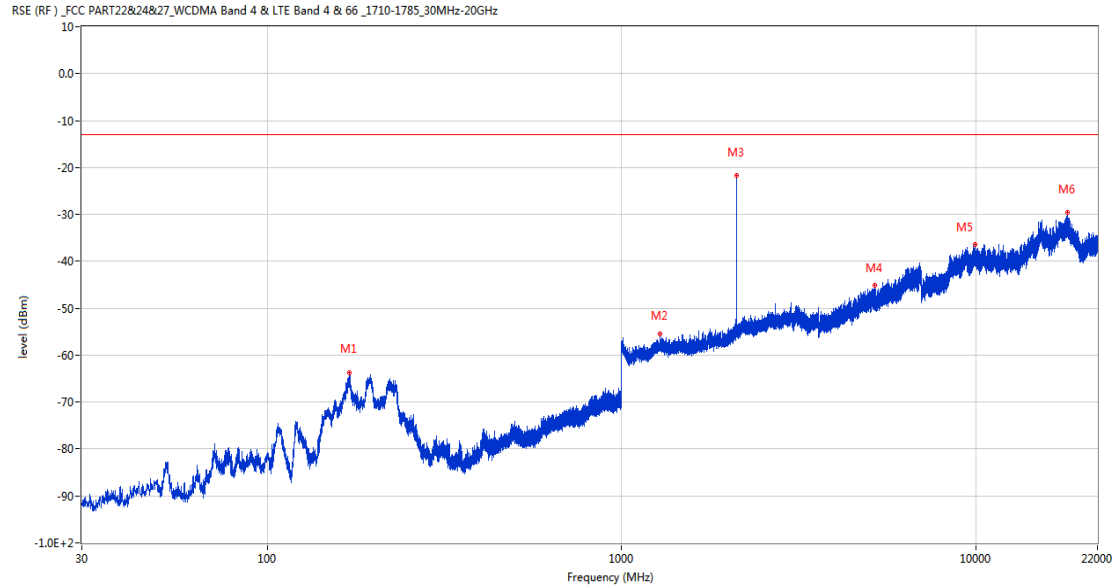


Frequency (MHz)	Result (dBm)	Factor (dB)	PK Limit (dBm)	Over Limit (dB)	Table (o)	ANT	EUT	Verdict
194.900	-66.79	-15.86	-13.0	-53.79	13.00	Vertical	Horizontal	Pass
1906.700	-43.88	3.07	-13.0	-30.88	349.00	Vertical	Horizontal	N/A
1988.700	-38.05	0.97	-13.0	-25.05	302.00	Vertical	Horizontal	N/A
3812.800	-44.74	7.08	-13.0	-31.74	289.00	Vertical	Horizontal	Pass
9308.049	-36.59	39.62	-13.0	-23.59	74.00	Vertical	Horizontal	Pass
18041.776	-30.24	44.94	-13.0	-17.24	110.00	Vertical	Horizontal	Pass

6 WCDMA Band 4

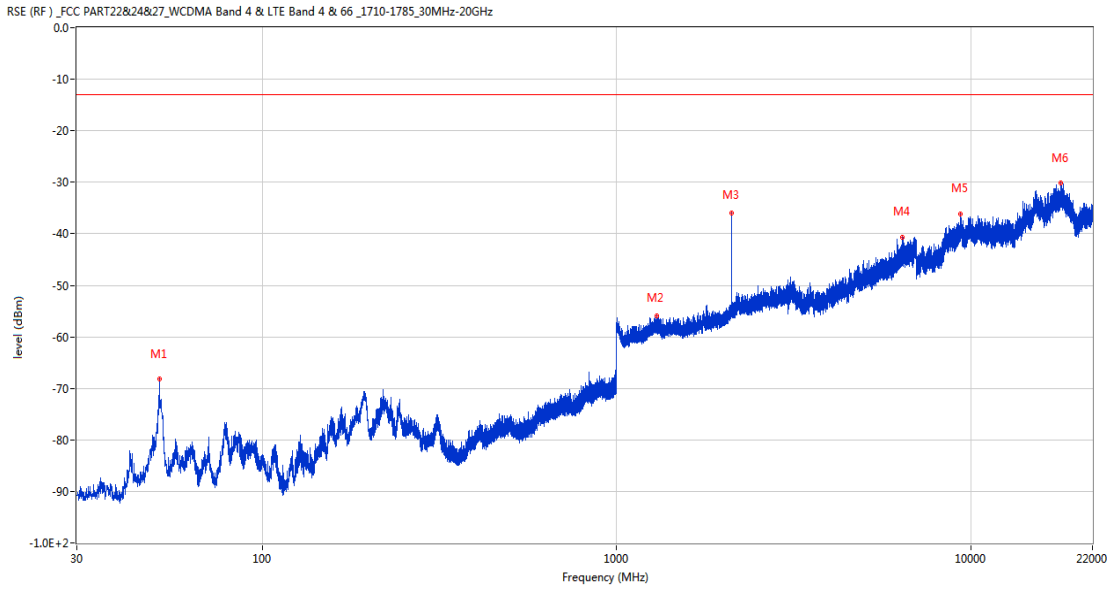
6.1 WCDMA Band 4 Low Channel

RSE-H&H WCDMA Band 4 CH1312



Frequency (MHz)	Result (dBm)	Factor (dB)	PK Limit (dBm)	Over Limit (dB)	Table (o)	ANT	EUT	Verdict
170.602	-63.75	-16.77	-13.0	-50.75	238.00	Horizontal	Horizontal	Pass
1283.700	-55.50	0.16	-13.0	-42.50	212.00	Horizontal	Horizontal	Pass
2113.700	-21.66	2.84	-13.0	-8.66	225.00	Horizontal	Horizontal	N/A
5187.000	-45.10	12.36	-13.0	-32.10	22.00	Horizontal	Horizontal	Pass
9931.924	-36.32	39.96	-13.0	-23.32	176.00	Horizontal	Horizontal	Pass
18147.838	-29.54	45.00	-13.0	-16.54	223.00	Horizontal	Horizontal	Pass

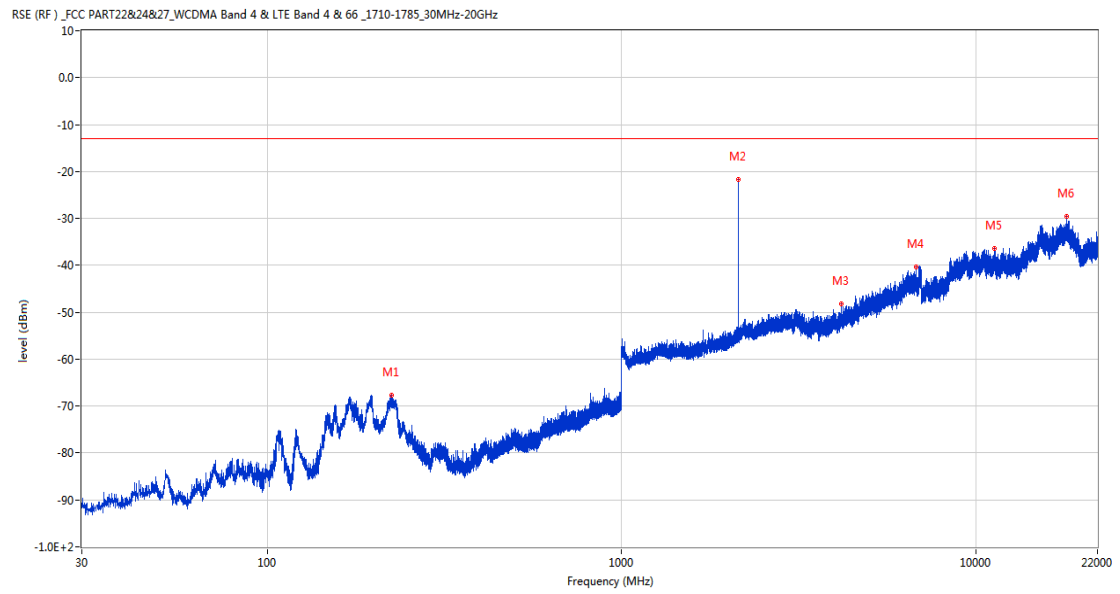
RSE-V&H WCDMA Band 4 CH1312



Frequency (MHz)	Result (dBm)	Factor (dB)	PK Limit (dBm)	Over Limit (dB)	Table (o)	ANT	EUT	Verdict
51.340	-68.24	-17.70	-13.0	-55.24	136.00	Vertical	Horizontal	Pass
1300.000	-55.94	0.17	-13.0	-42.94	255.00	Vertical	Horizontal	Pass
2111.700	-36.05	2.86	-13.0	-23.05	347.00	Vertical	Horizontal	N/A
6415.800	-40.62	18.89	-13.0	-27.62	202.00	Vertical	Horizontal	Pass
9333.349	-36.22	39.69	-13.0	-23.22	205.00	Vertical	Horizontal	Pass
17909.649	-30.22	44.60	-13.0	-17.22	136.00	Vertical	Horizontal	Pass

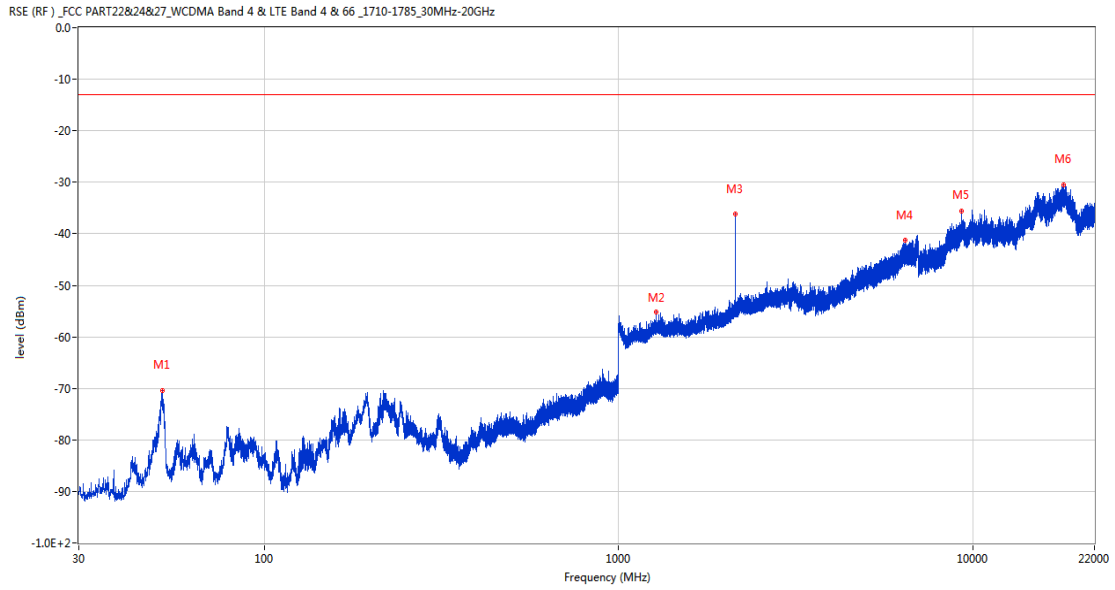
6.2 WCDMA Band 4 Middle Channel

RSE-H&H WCDMA Band 4 CH1413



Frequency (MHz)	Result (dBm)	Factor (dB)	PK Limit (dBm)	Over Limit (dB)	Table (o)	ANT	EUT	Verdict
225.018	-67.76	-15.10	-13.0	-54.76	112.00	Horizontal	Horizontal	Pass
2132.200	-21.64	2.70	-13.0	-8.64	239.00	Horizontal	Horizontal	N/A
4173.600	-48.27	8.67	-13.0	-35.27	166.00	Horizontal	Horizontal	Pass
6782.600	-40.44	18.14	-13.0	-27.44	60.00	Horizontal	Horizontal	Pass
11286.625	-36.38	39.77	-13.0	-23.38	353.00	Horizontal	Horizontal	Pass
17996.136	-29.64	44.92	-13.0	-16.64	40.00	Horizontal	Horizontal	Pass

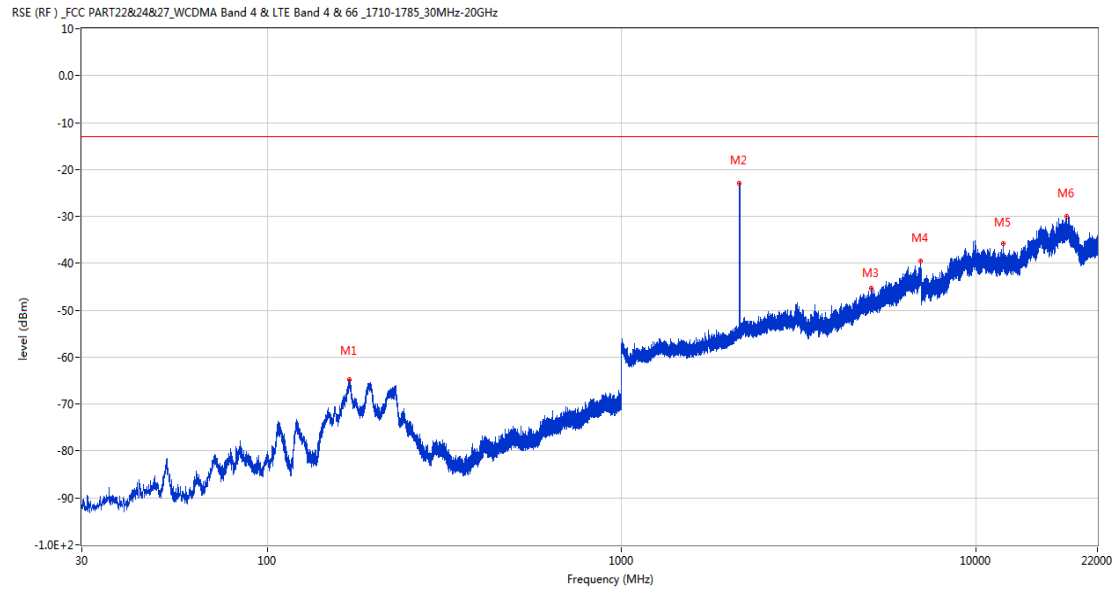
RSE-V&H WCDMA Band 4 CH1413



Frequency (MHz)	Result (dBm)	Factor (dB)	PK Limit (dBm)	Over Limit (dB)	Table (o)	ANT	EUT	Verdict
51.776	-70.43	-17.55	-13.0	-57.43	73.00	Vertical	Horizontal	Pass
1274.400	-55.23	0.03	-13.0	-42.23	61.00	Vertical	Horizontal	Pass
2132.200	-36.21	2.70	-13.0	-23.21	332.00	Vertical	Horizontal	N/A
6420.600	-41.23	18.85	-13.0	-28.23	228.00	Vertical	Horizontal	Pass
9287.063	-35.57	39.43	-13.0	-22.57	348.00	Vertical	Horizontal	Pass
17992.901	-30.58	44.92	-13.0	-17.58	246.00	Vertical	Horizontal	Pass

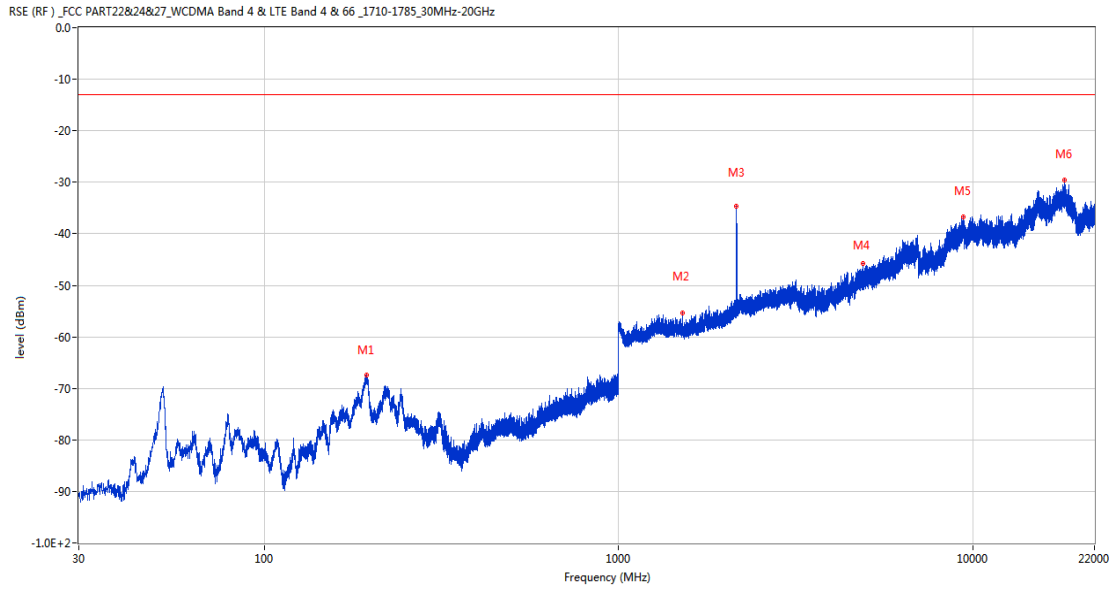
6.3 WCDMA Band 4 High Channel

RSE-H&H WCDMA Band 4 CH1513



Frequency (MHz)	Result (dBm)	Factor (dB)	PK Limit (dBm)	Over Limit (dB)	Table (o)	ANT	EUT	Verdict
170.456	-64.78	-16.79	-13.0	-51.78	253.00	Horizontal	Horizontal	Pass
2152.800	-22.99	2.78	-13.0	-9.99	226.00	Horizontal	Horizontal	N/A
5076.200	-45.36	12.95	-13.0	-32.36	307.00	Horizontal	Horizontal	Pass
6974.400	-39.42	20.10	-13.0	-26.42	37.00	Horizontal	Horizontal	Pass
11911.363	-35.74	39.66	-13.0	-22.74	210.00	Horizontal	Horizontal	Pass
18010.012	-30.04	44.93	-13.0	-17.04	149.00	Horizontal	Horizontal	Pass

RSE-V&H WCDMA Band 4 CH1513

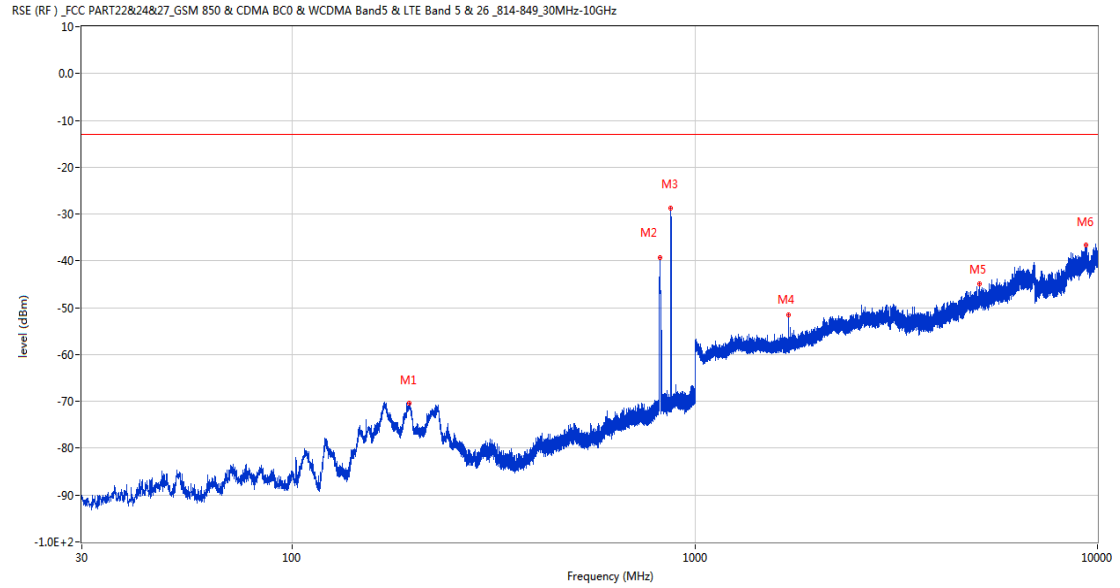


Frequency (MHz)	Result (dBm)	Factor (dB)	PK Limit (dBm)	Over Limit (dB)	Table (o)	ANT	EUT	Verdict
194.464	-67.35	-15.84	-13.0	-54.35	0.00	Vertical	Horizontal	Pass
1517.000	-55.44	-0.65	-13.0	-42.44	27.00	Vertical	Horizontal	Pass
2151.800	-34.74	2.74	-13.0	-21.74	333.00	Vertical	Horizontal	N/A
4898.200	-45.68	11.62	-13.0	-32.68	240.00	Vertical	Horizontal	Pass
9399.763	-36.78	40.04	-13.0	-23.78	272.00	Vertical	Horizontal	Pass
18133.963	-29.58	45.00	-13.0	-16.58	348.00	Vertical	Horizontal	Pass

7 WCDMA Band 5

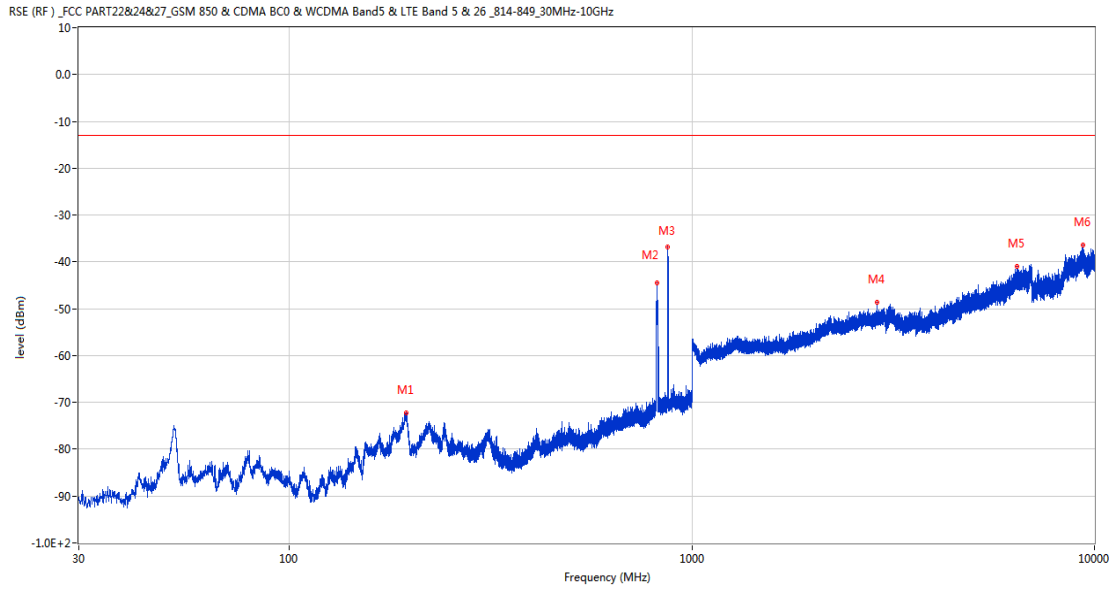
7.1 WCDMA Band 5 Low Channel

RSE-H&H WCDMA Band 5 CH4132



Frequency (MHz)	Result (dBm)	Factor (dB)	PK Limit (dBm)	Over Limit (dB)	Table (o)	ANT	EUT	Verdict
194.754	-70.30	-15.83	-13.0	-57.30	66.00	Horizontal	Horizontal	Pass
818.804	-39.26	0.67	-13.0	-26.26	107.00	Horizontal	Horizontal	N/A
869.826	-28.64	0.13	-13.0	-15.64	1.00	Horizontal	Horizontal	N/A
1711.900	-51.87	-0.69	-13.0	-38.87	10.00	Horizontal	Horizontal	Pass
5101.600	-44.97	13.26	-13.0	-31.97	335.00	Horizontal	Horizontal	Pass
9369.550	-36.71	39.87	-13.0	-23.71	348.00	Horizontal	Horizontal	Pass

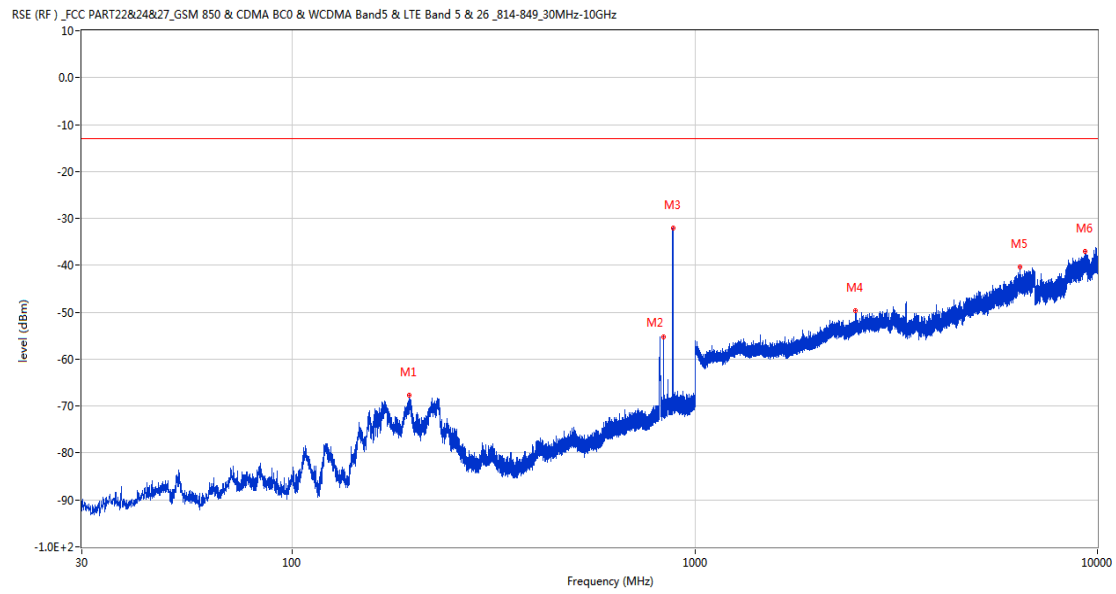
RSE-V&H WCDMA Band 5 CH4132



Frequency (MHz)	Result (dBm)	Factor (dB)	PK Limit (dBm)	Over Limit (dB)	Table (o)	ANT	EUT	Verdict
194.948	-72.32	-15.88	-13.0	-59.32	350.00	Vertical	Horizontal	Pass
818.804	-44.52	0.67	-13.0	-31.52	68.00	Vertical	Horizontal	N/A
869.826	-36.85	0.13	-13.0	-23.85	0.00	Vertical	Horizontal	N/A
2887.100	-48.72	6.89	-13.0	-35.72	175.00	Vertical	Horizontal	Pass
6405.600	-40.93	18.38	-13.0	-27.93	247.00	Vertical	Horizontal	Pass
9345.700	-36.38	39.74	-13.0	-23.38	360.00	Vertical	Horizontal	Pass

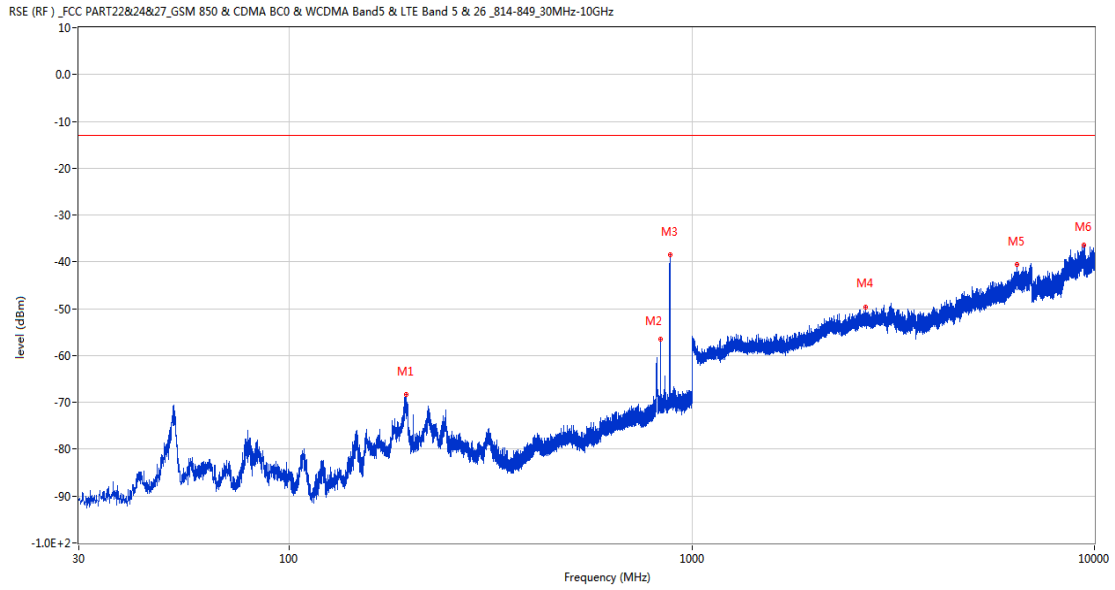
7.2 WCDMA Band 5 Middle Channel

RSE-H&H WCDMA Band 5 CH4183



Frequency (MHz)	Result (dBm)	Factor (dB)	PK Limit (dBm)	Over Limit (dB)	Table (o)	ANT	EUT	Verdict
195.240	-67.74	-16.10	-13.0	-54.74	99.00	Horizontal	Horizontal	Pass
835.052	-55.27	0.60	-13.0	-42.27	133.00	Horizontal	Horizontal	N/A
882.873	-32.01	0.66	-13.0	-19.01	155.00	Horizontal	Horizontal	N/A
2506.200	-49.65	5.87	-13.0	-36.65	215.00	Horizontal	Horizontal	Pass
6420.200	-40.32	18.88	-13.0	-27.32	252.00	Horizontal	Horizontal	Pass
9301.599	-37.07	39.59	-13.0	-24.07	302.00	Horizontal	Horizontal	Pass

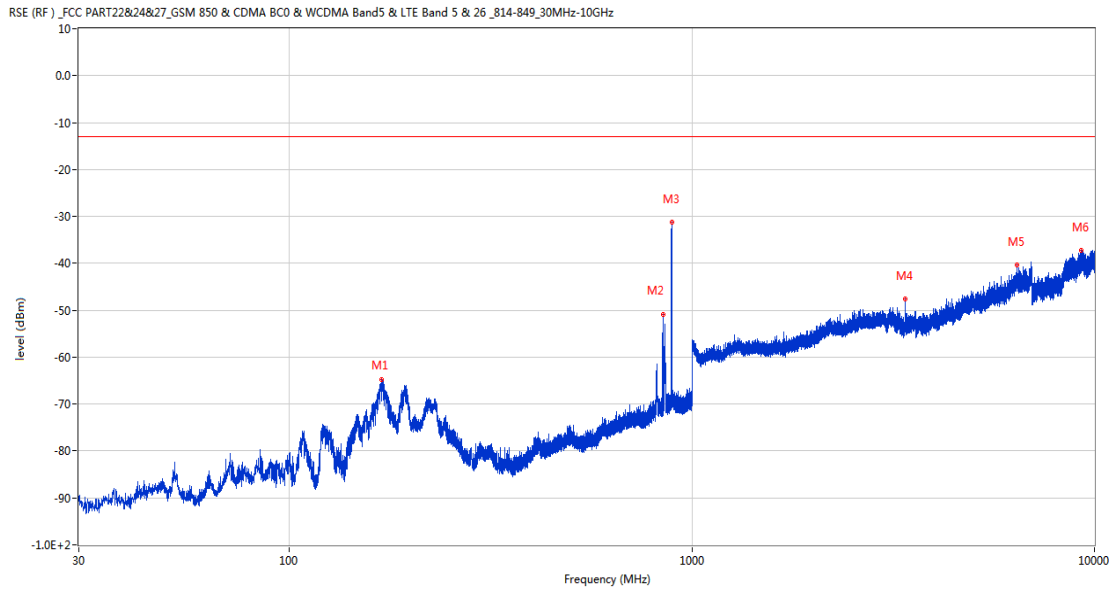
RSE-V&H WCDMA Band 5 CH4183



Frequency (MHz)	Result (dBm)	Factor (dB)	PK Limit (dBm)	Over Limit (dB)	Table (o)	ANT	EUT	Verdict
194.754	-68.27	-15.83	-13.0	-55.27	14.00	Vertical	Horizontal	Pass
835.052	-56.44	0.60	-13.0	-43.44	87.00	Vertical	Horizontal	N/A
882.727	-38.42	0.66	-13.0	-25.42	319.00	Vertical	Horizontal	N/A
2696.300	-49.76	6.57	-13.0	-36.76	188.00	Vertical	Horizontal	Pass
6414.800	-40.58	18.89	-13.0	-27.58	333.00	Vertical	Horizontal	Pass
9395.049	-36.50	40.00	-13.0	-23.50	196.00	Vertical	Horizontal	Pass

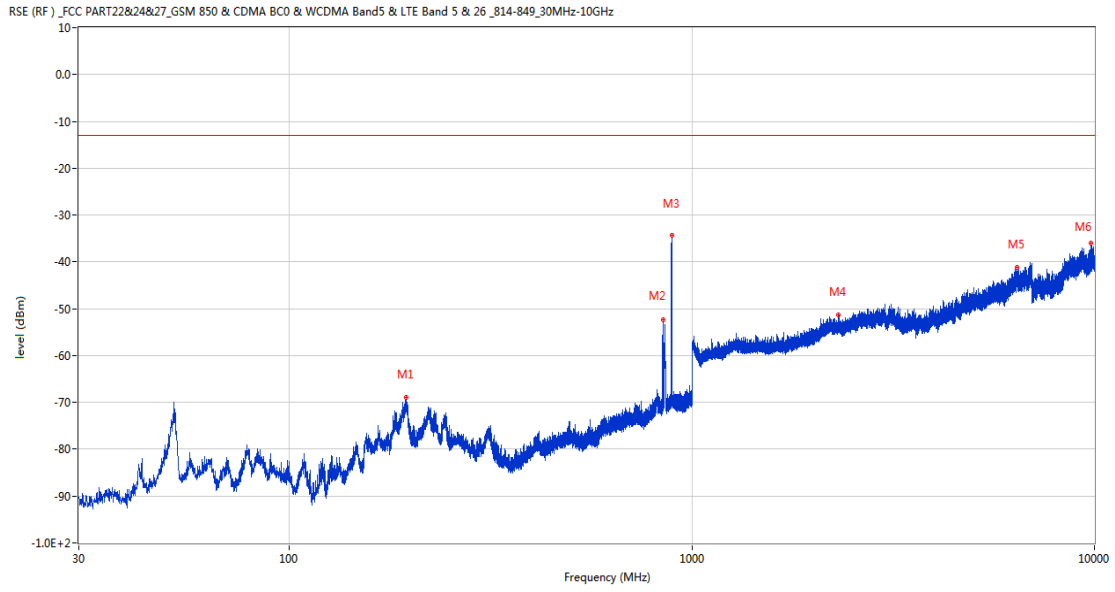
7.3 WCDMA Band 5 High Channel

RSE-H&H WCDMA Band 5 CH4233



Frequency (MHz)	Result (dBm)	Factor (dB)	PK Limit (dBm)	Over Limit (dB)	Table (o)	ANT	EUT	Verdict
169.826	-64.87	-16.95	-13.0	-51.87	234.00	Horizontal	Horizontal	Pass
847.419	-50.82	0.48	-13.0	-37.82	138.00	Horizontal	Horizontal	N/A
892.427	-31.28	0.92	-13.0	-18.28	166.00	Horizontal	Horizontal	N/A
3390.800	-47.59	6.27	-13.0	-34.59	162.00	Horizontal	Horizontal	Pass
6417.400	-40.39	18.85	-13.0	-27.39	176.00	Horizontal	Horizontal	Pass
9264.400	-37.17	39.22	-13.0	-24.17	177.00	Horizontal	Horizontal	Pass

RSE-V&H WCDMA Band 5 CH4233



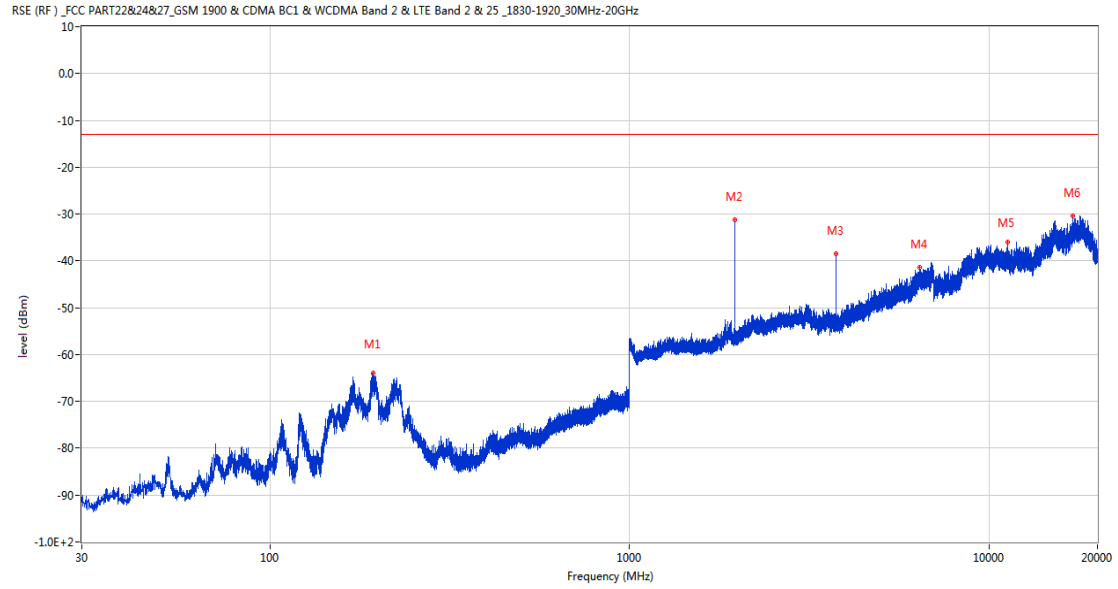
Frequency (MHz)	Result (dBm)	Factor (dB)	PK Limit (dBm)	Over Limit (dB)	Table (o)	ANT	EUT	Verdict
194.754	-68.90	-15.83	-13.0	-55.90	0.00	Vertical	Horizontal	Pass
847.273	-52.37	0.48	-13.0	-39.37	231.00	Vertical	Horizontal	N/A
890.633	-34.32	0.92	-13.0	-21.32	182.00	Vertical	Horizontal	N/A
2314.100	-51.35	4.60	-13.0	-38.35	124.00	Vertical	Horizontal	Pass
6422.600	-41.25	18.68	-13.0	-28.25	0.00	Vertical	Horizontal	Pass
9802.450	-35.91	40.01	-13.0	-22.91	329.00	Vertical	Horizontal	Pass

LTE

8 LTE Band 2

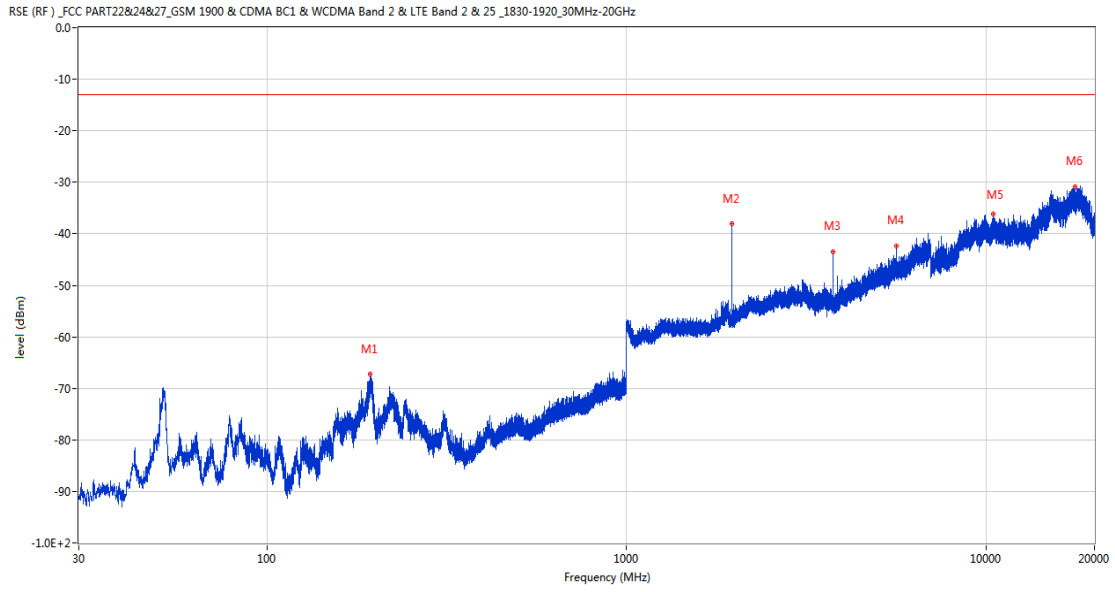
8.1 LTE Band 2 BW1.4, Middle Channel

RSE-H&H LTE Band 2 BW1.4 CH18900



Frequency (MHz)	Result (dBm)	Factor (dB)	PK Limit (dBm)	Over Limit (dB)	Table (o)	ANT	EUT	Verdict
193.154	-63.93	-15.60	-13.0	-50.93	87.00	Horizontal	Horizontal	Pass
1960.000	-31.18	1.10	-13.0	-18.18	185.00	Horizontal	Horizontal	N/A
3759.000	-38.49	7.91	-13.0	-25.49	167.00	Horizontal	Horizontal	Pass
6407.000	-41.33	18.46	-13.0	-28.33	42.00	Horizontal	Horizontal	Pass
11241.487	-36.01	39.91	-13.0	-23.01	195.00	Horizontal	Horizontal	Pass
17066.651	-30.35	44.16	-13.0	-17.35	362.00	Horizontal	Horizontal	Pass

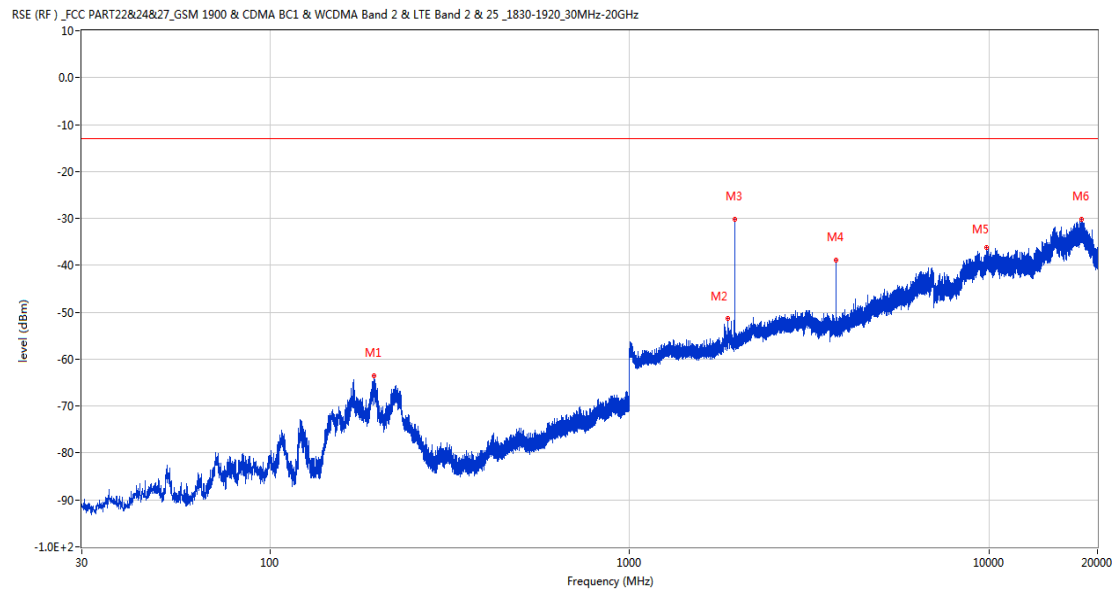
RSE-V&H LTE Band 2 BW1.4 CH18900



Frequency (MHz)	Result (dBm)	Factor (dB)	PK Limit (dBm)	Over Limit (dB)	Table (o)	ANT	EUT	Verdict
193.930	-67.30	-15.71	-13.0	-54.30	348.00	Vertical	Horizontal	Pass
1960.200	-38.07	1.08	-13.0	-25.07	219.00	Vertical	Horizontal	N/A
3759.000	-43.58	7.91	-13.0	-30.58	267.00	Vertical	Horizontal	Pass
5638.800	-42.31	13.54	-13.0	-29.31	250.00	Vertical	Horizontal	Pass
10460.637	-36.21	40.95	-13.0	-23.21	44.00	Vertical	Horizontal	Pass
17664.051	-30.85	43.98	-13.0	-17.85	131.00	Vertical	Horizontal	Pass

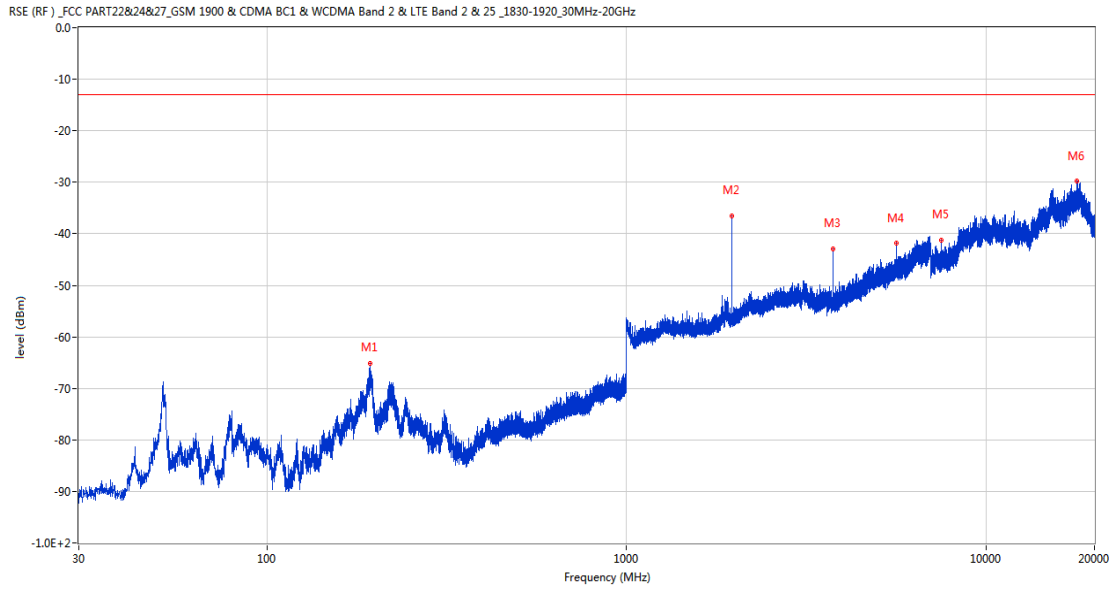
8.2 LTE Band 2 BW3, Middle Channel

RSE-H&H LTE Band 2 BW3 CH18900



Frequency (MHz)	Result (dBm)	Factor (dB)	PK Limit (dBm)	Over Limit (dB)	Table (o)	ANT	EUT	Verdict
195.142	-63.64	-15.98	-13.0	-50.64	75.00	Horizontal	Horizontal	Pass
1878.700	-51.40	2.70	-13.0	-38.40	127.00	Horizontal	Horizontal	N/A
1960.400	-30.29	1.07	-13.0	-17.29	360.00	Horizontal	Horizontal	N/A
3757.400	-38.86	8.00	-13.0	-25.86	159.00	Horizontal	Horizontal	Pass
9807.438	-36.30	39.99	-13.0	-23.30	102.00	Horizontal	Horizontal	Pass
18043.589	-30.21	44.93	-13.0	-17.21	36.00	Horizontal	Horizontal	Pass

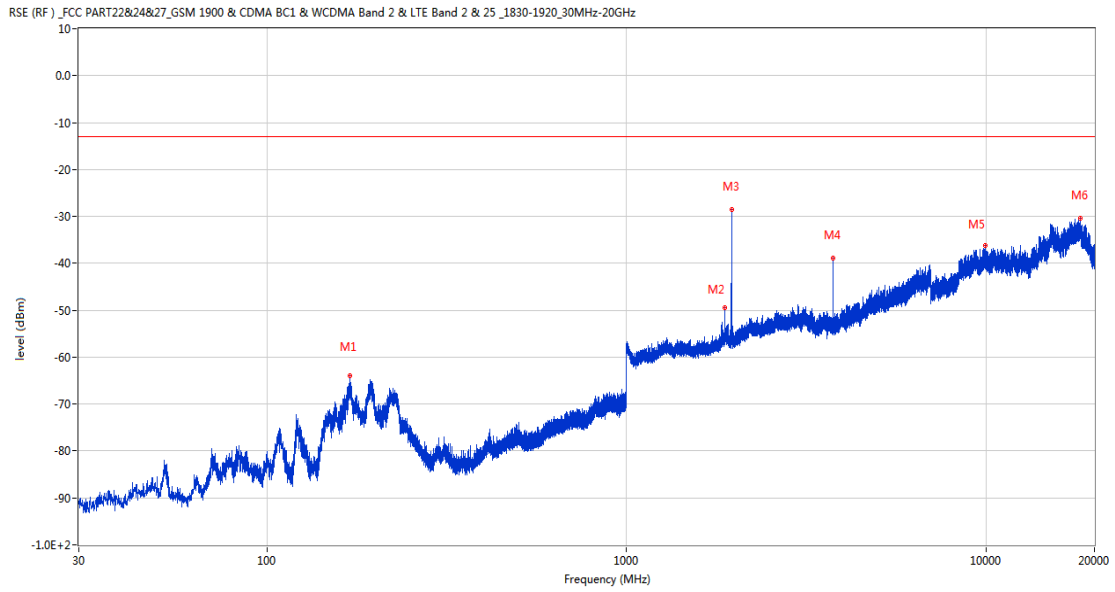
RSE-V&H LTE Band 2 BW3 CH18900



Frequency (MHz)	Result (dBm)	Factor (dB)	PK Limit (dBm)	Over Limit (dB)	Table (o)	ANT	EUT	Verdict
193.590	-65.19	-15.66	-13.0	-52.19	14.00	Vertical	Horizontal	Pass
1960.600	-36.56	1.06	-13.0	-23.56	314.00	Vertical	Horizontal	N/A
3757.400	-42.91	8.00	-13.0	-29.91	298.00	Vertical	Horizontal	Pass
5635.800	-41.89	13.58	-13.0	-28.89	205.00	Vertical	Horizontal	Pass
7514.913	-41.22	34.20	-13.0	-28.22	91.00	Vertical	Horizontal	Pass
17883.001	-29.71	44.52	-13.0	-16.71	208.00	Vertical	Horizontal	Pass

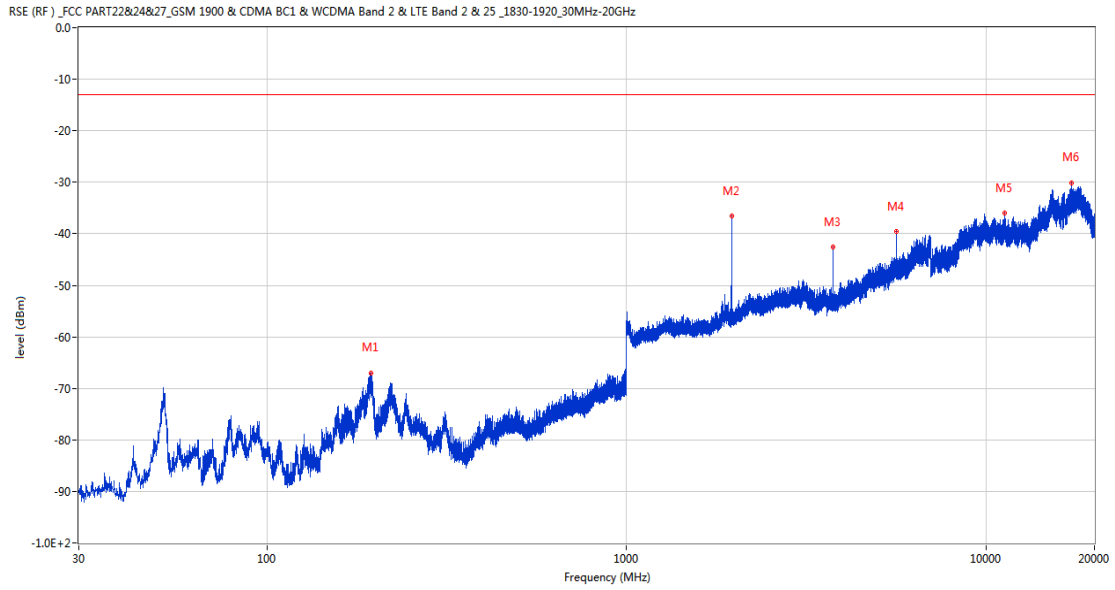
8.3 LTE Band 2 BW5, Middle Channel

RSE-H&H LTE Band 2 BW5 CH18900



Frequency (MHz)	Result (dBm)	Factor (dB)	PK Limit (dBm)	Over Limit (dB)	Table (o)	ANT	EUT	Verdict
170.165	-64.05	-16.88	-13.0	-51.05	240.00	Horizontal	Horizontal	Pass
1877.700	-49.53	2.69	-13.0	-36.53	103.00	Horizontal	Horizontal	N/A
1960.900	-28.52	1.04	-13.0	-15.52	217.00	Horizontal	Horizontal	N/A
3755.400	-38.79	7.73	-13.0	-25.79	175.00	Horizontal	Horizontal	Pass
9918.987	-36.20	39.98	-13.0	-23.20	13.00	Horizontal	Horizontal	Pass
18253.474	-30.39	44.84	-13.0	-17.39	206.00	Horizontal	Horizontal	Pass

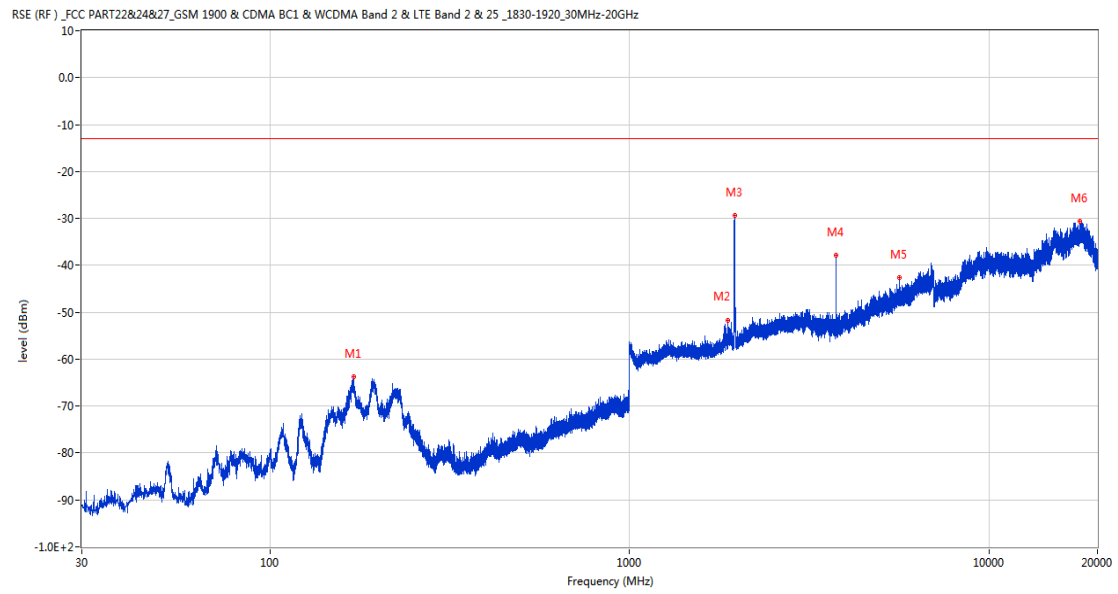
RSE-V&H LTE Band 2 BW5 CH18900



Frequency (MHz)	Result (dBm)	Factor (dB)	PK Limit (dBm)	Over Limit (dB)	Table (o)	ANT	EUT	Verdict
194.366	-67.00	-15.77	-13.0	-54.00	347.00	Vertical	Horizontal	Pass
1960.200	-36.62	1.08	-13.0	-23.62	336.00	Vertical	Horizontal	N/A
3755.400	-42.54	7.73	-13.0	-29.54	265.00	Vertical	Horizontal	Pass
5633.200	-39.52	13.67	-13.0	-26.52	245.00	Vertical	Horizontal	Pass
11246.662	-36.05	39.99	-13.0	-23.05	96.00	Vertical	Horizontal	Pass
17227.600	-30.21	44.45	-13.0	-17.21	178.00	Vertical	Horizontal	Pass

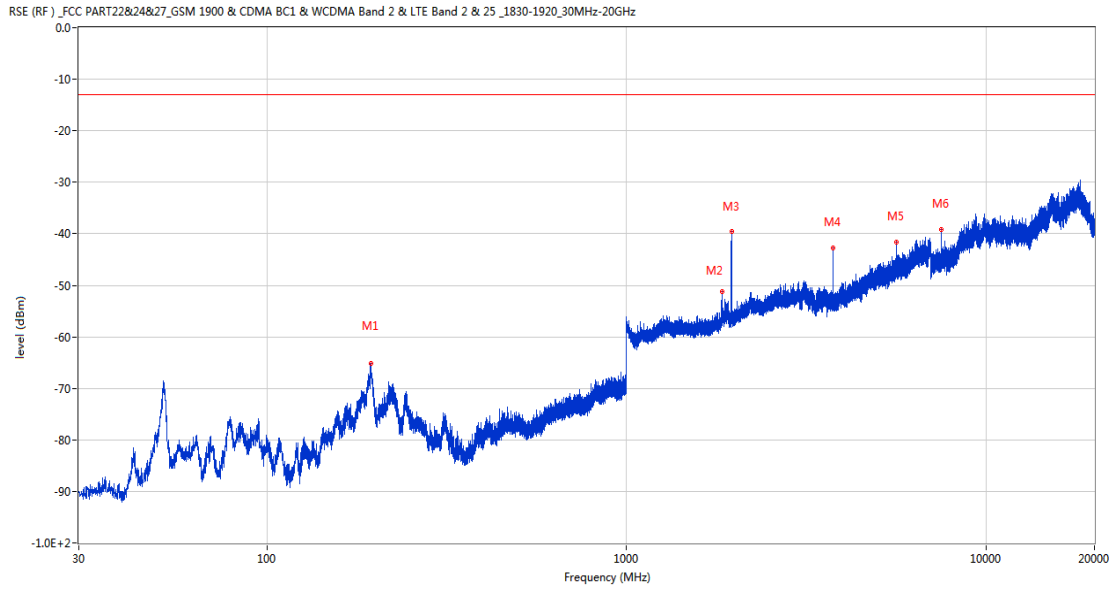
8.4 LTE Band 2 BW10, Middle Channel

RSE-H&H LTE Band 2 BW10 CH18900



Frequency (MHz)	Result (dBm)	Factor (dB)	PK Limit (dBm)	Over Limit (dB)	Table (o)	ANT	EUT	Verdict
170.844	-63.83	-16.83	-13.0	-50.83	255.00	Horizontal	Horizontal	Pass
1875.300	-51.81	2.65	-13.0	-38.81	138.00	Horizontal	Horizontal	N/A
1961.300	-29.39	1.01	-13.0	-16.39	236.00	Horizontal	Horizontal	N/A
3751.000	-37.85	7.68	-13.0	-24.85	175.00	Horizontal	Horizontal	Pass
5626.400	-42.61	13.47	-13.0	-29.61	83.00	Horizontal	Horizontal	Pass
17886.626	-30.55	44.53	-13.0	-17.55	338.00	Horizontal	Horizontal	Pass

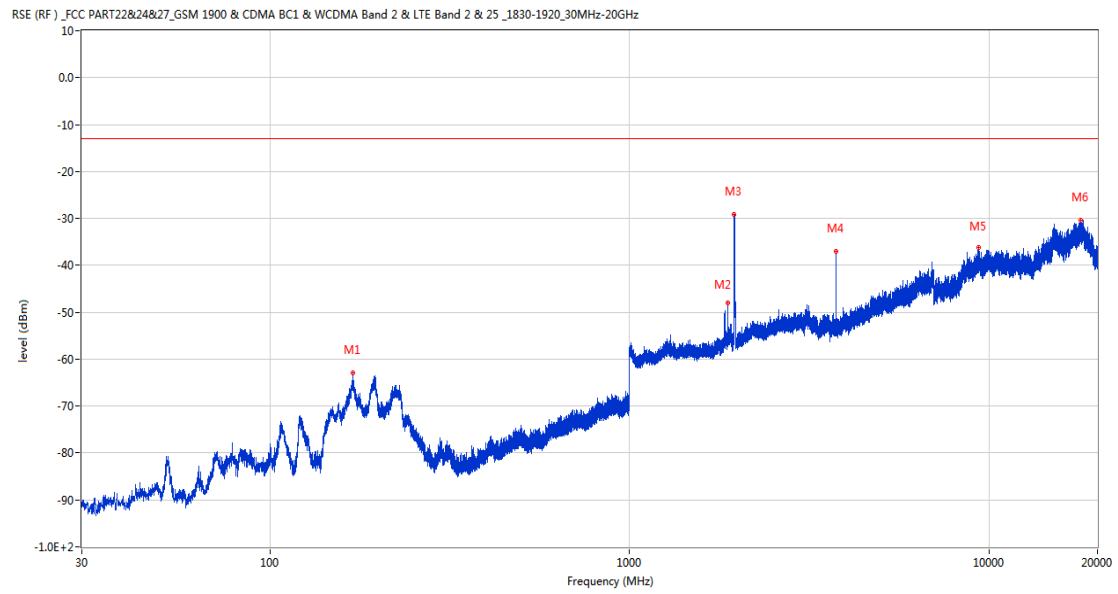
RSE-V&H LTE Band 2 BW10 CH18900



Frequency (MHz)	Result (dBm)	Factor (dB)	PK Limit (dBm)	Over Limit (dB)	Table (o)	ANT	EUT	Verdict
195.094	-65.14	-15.94	-13.0	-52.14	14.00	Vertical	Horizontal	Pass
1840.400	-51.15	2.09	-13.0	-38.15	150.00	Vertical	Horizontal	Pass
1963.800	-39.60	0.90	-13.0	-26.60	320.00	Vertical	Horizontal	N/A
3751.000	-42.83	7.68	-13.0	-29.83	91.00	Vertical	Horizontal	Pass
5626.600	-41.63	13.47	-13.0	-28.63	329.00	Vertical	Horizontal	Pass
7502.263	-39.25	34.09	-13.0	-26.25	79.00	Vertical	Horizontal	Pass

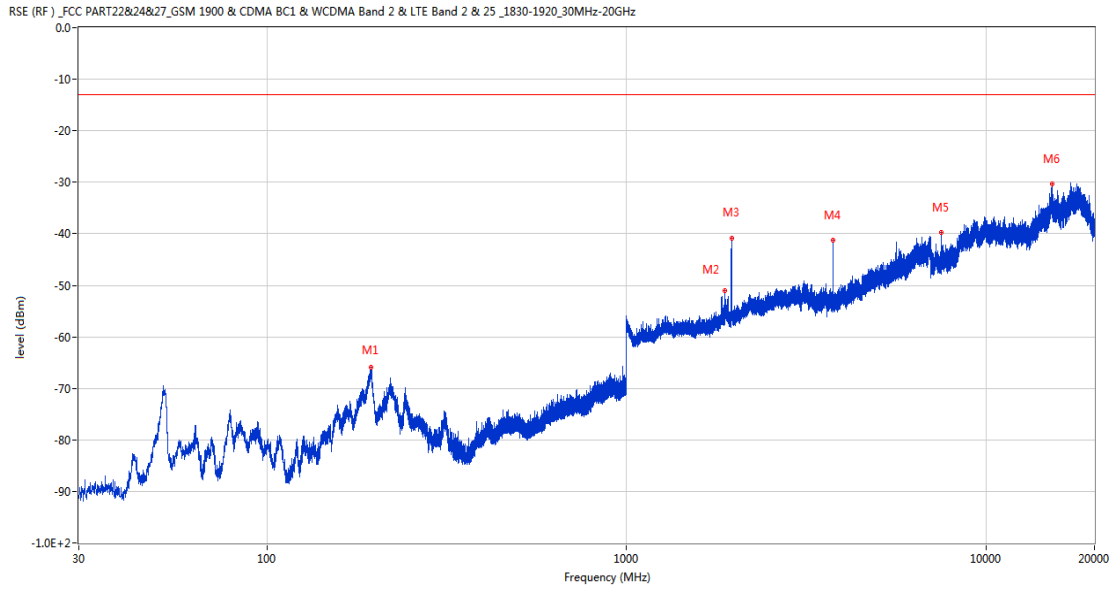
8.5 LTE Band 2 BW15, Middle Channel

RSE-H&H LTE Band 2 BW15 CH18900



Frequency (MHz)	Result (dBm)	Factor (dB)	PK Limit (dBm)	Over Limit (dB)	Table (o)	ANT	EUT	Verdict
170.359	-63.02	-16.87	-13.0	-50.02	248.00	Horizontal	Horizontal	Pass
1873.100	-48.01	2.61	-13.0	-35.01	110.00	Horizontal	Horizontal	N/A
1954.800	-29.15	1.07	-13.0	-16.15	208.00	Horizontal	Horizontal	N/A
3746.400	-37.00	7.52	-13.0	-24.00	176.00	Horizontal	Horizontal	Pass
9362.962	-36.27	39.87	-13.0	-23.27	49.00	Horizontal	Horizontal	Pass
17988.125	-30.46	44.91	-13.0	-17.46	162.00	Horizontal	Horizontal	Pass

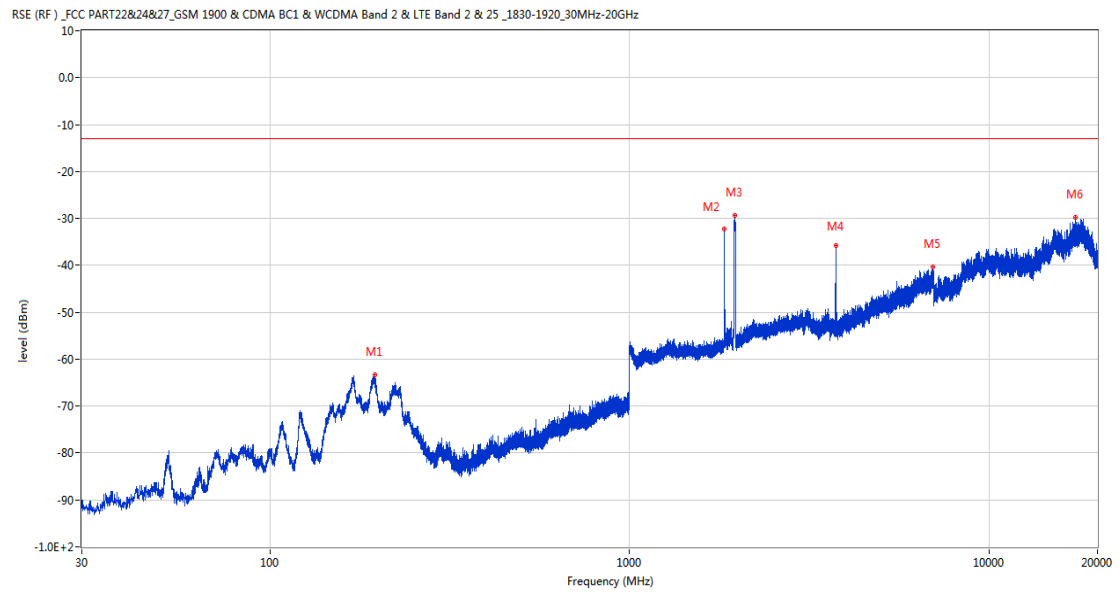
RSE-V&H LTE Band 2 BW15 CH18900



Frequency (MHz)	Result (dBm)	Factor (dB)	PK Limit (dBm)	Over Limit (dB)	Table (o)	ANT	EUT	Verdict
194.900	-65.89	-15.86	-13.0	-52.89	361.00	Vertical	Horizontal	Pass
1873.100	-51.11	2.61	-13.0	-38.11	355.00	Vertical	Horizontal	N/A
1963.700	-40.96	0.90	-13.0	-27.96	218.00	Vertical	Horizontal	N/A
3746.400	-41.31	7.52	-13.0	-28.31	300.00	Vertical	Horizontal	Pass
7493.350	-39.77	34.32	-13.0	-26.77	100.00	Vertical	Horizontal	Pass
15266.838	-30.29	43.22	-13.0	-17.29	-2.00	Vertical	Horizontal	Pass

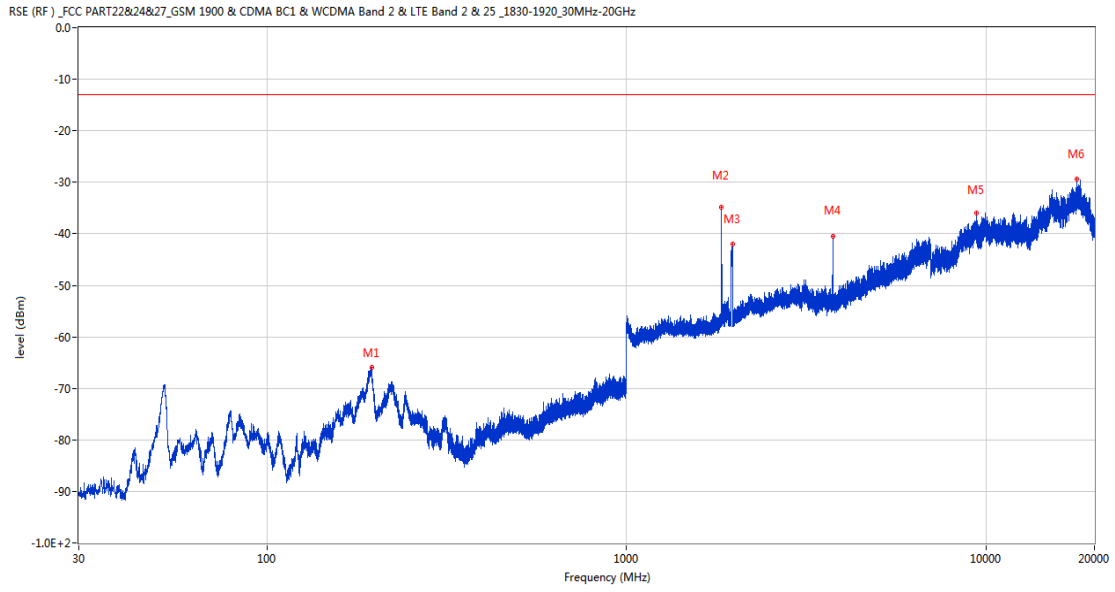
8.6 LTE Band 2 BW20, Middle Channel

RSE-H&H LTE Band 2 BW20 CH18900



Frequency (MHz)	Result (dBm)	Factor (dB)	PK Limit (dBm)	Over Limit (dB)	Table (o)	ANT	EUT	Verdict
195.434	-63.26	-16.20	-13.0	-50.26	62.00	Horizontal	Horizontal	Pass
1835.400	-32.27	1.31	-13.0	-19.27	130.00	Horizontal	Horizontal	N/A
1960.000	-29.29	1.10	-13.0	-16.29	223.00	Horizontal	Horizontal	N/A
3742.000	-35.79	7.22	-13.0	-22.79	156.00	Horizontal	Horizontal	Pass
6977.000	-40.34	20.05	-13.0	-27.34	115.00	Horizontal	Horizontal	Pass
17342.511	-29.86	44.35	-13.0	-16.86	242.00	Horizontal	Horizontal	Pass

RSE-V&H LTE Band 2 BW20 CH18900

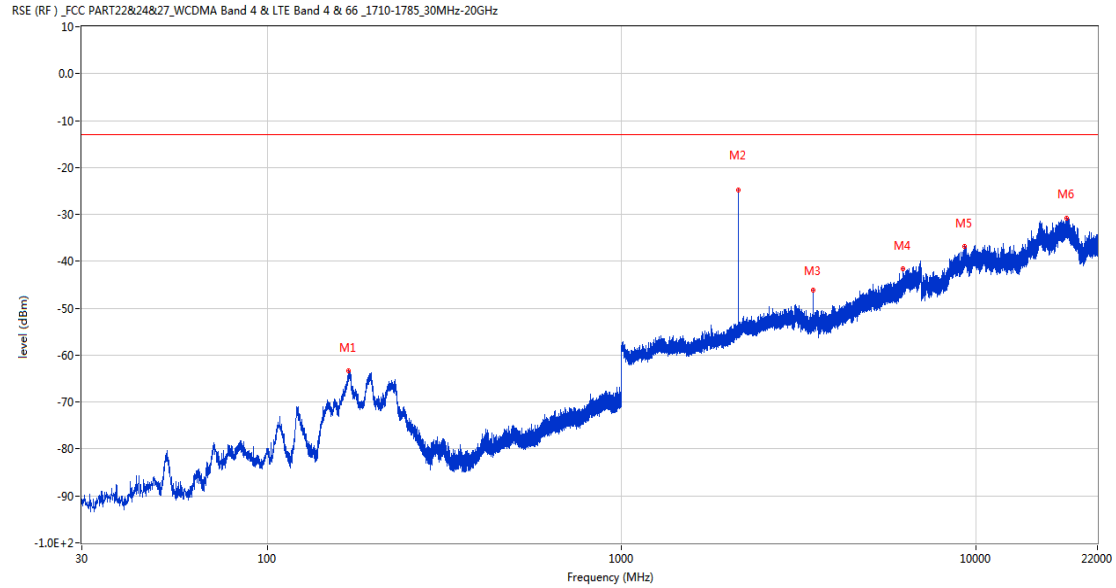


Frequency (MHz)	Result (dBm)	Factor (dB)	PK Limit (dBm)	Over Limit (dB)	Table (o)	ANT	EUT	Verdict
195.336	-65.99	-16.13	-13.0	-52.99	-1.00	Vertical	Horizontal	Pass
1835.400	-34.88	1.31	-13.0	-21.88	318.00	Vertical	Horizontal	N/A
1968.300	-41.99	0.83	-13.0	-28.99	318.00	Vertical	Horizontal	N/A
3742.000	-40.56	7.22	-13.0	-27.56	305.00	Vertical	Horizontal	Pass
9406.662	-36.00	39.91	-13.0	-23.00	92.00	Vertical	Horizontal	Pass
17874.301	-29.35	44.50	-13.0	-16.35	101.00	Vertical	Horizontal	Pass

9 LTE Band 4

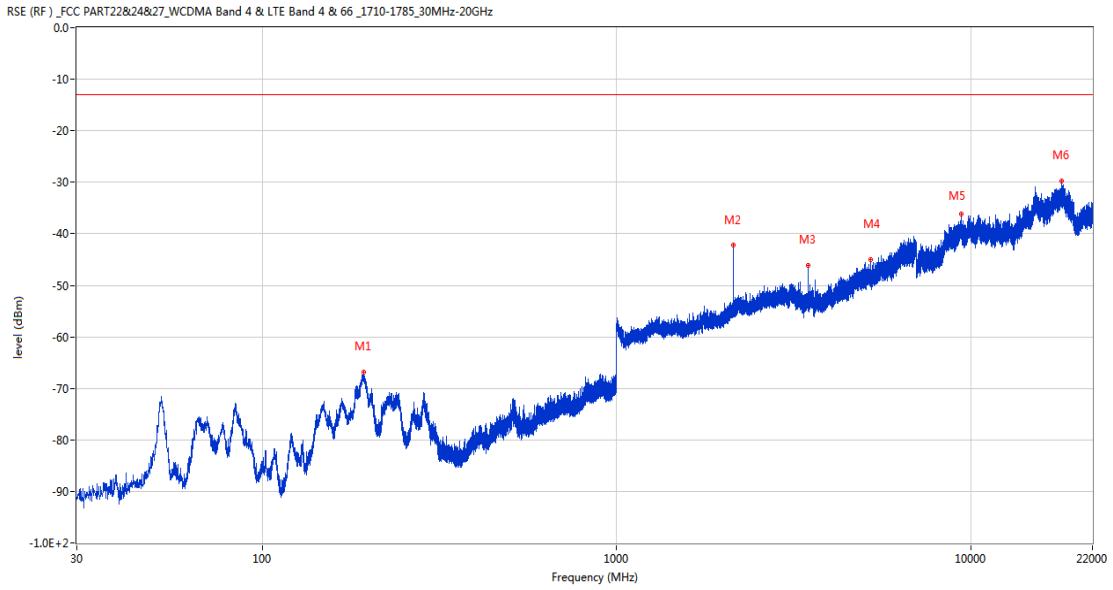
9.1 LTE Band 4 BW1.4, Middle Channel

RSE-H&H LTE Band 4 BW1.4 CH20175



Frequency (MHz)	Result (dBm)	Factor (dB)	PK Limit (dBm)	Over Limit (dB)	Table (o)	ANT	EUT	Verdict
169.244	-63.36	-16.81	-13.0	-50.36	234.00	Horizontal	Horizontal	Pass
2132.100	-24.86	2.71	-13.0	-11.86	246.00	Horizontal	Horizontal	N/A
3464.000	-46.10	7.16	-13.0	-33.10	168.00	Horizontal	Horizontal	Pass
6225.200	-41.62	17.44	-13.0	-28.62	130.00	Horizontal	Horizontal	Pass
9272.688	-36.88	39.29	-13.0	-23.88	162.00	Horizontal	Horizontal	Pass
18038.688	-30.82	44.94	-13.0	-17.82	359.00	Horizontal	Horizontal	Pass

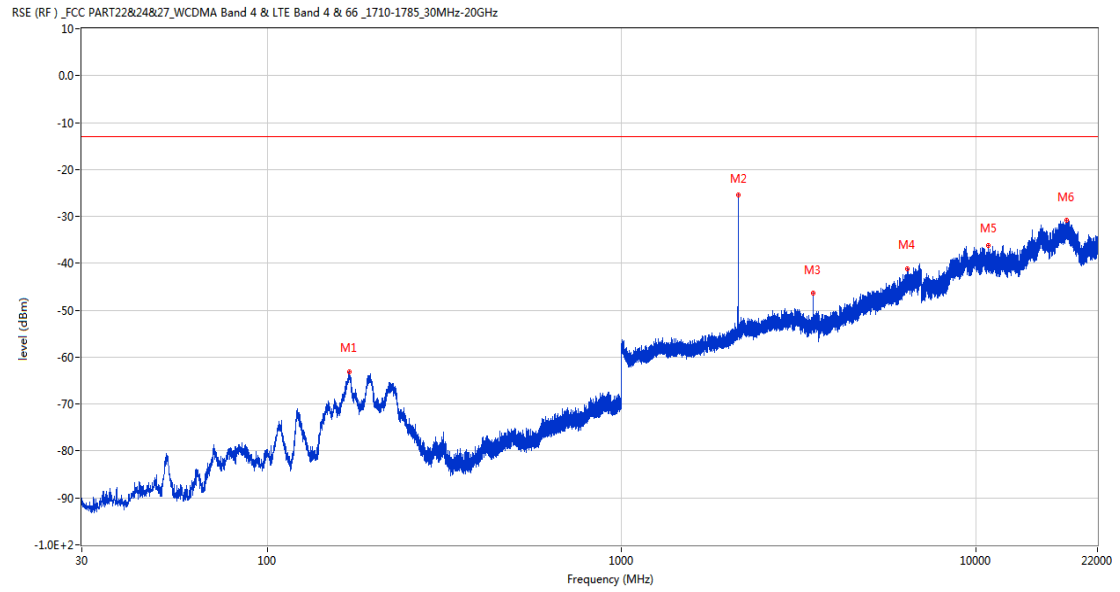
RSE-V&H LTE Band 4 BW1.4 CH20175



Frequency (MHz)	Result (dBm)	Factor (dB)	PK Limit (dBm)	Over Limit (dB)	Table (o)	ANT	EUT	Verdict
192.960	-66.86	-15.65	-13.0	-53.86	358.00	Vertical	Horizontal	Pass
2132.600	-42.12	2.69	-13.0	-29.12	51.00	Vertical	Horizontal	N/A
3464.000	-46.11	7.16	-13.0	-33.11	255.00	Vertical	Horizontal	Pass
5196.000	-45.01	12.21	-13.0	-32.01	340.00	Vertical	Horizontal	Pass
9363.250	-36.10	39.87	-13.0	-23.10	360.00	Vertical	Horizontal	Pass
18052.100	-29.68	44.90	-13.0	-16.68	75.00	Vertical	Horizontal	Pass

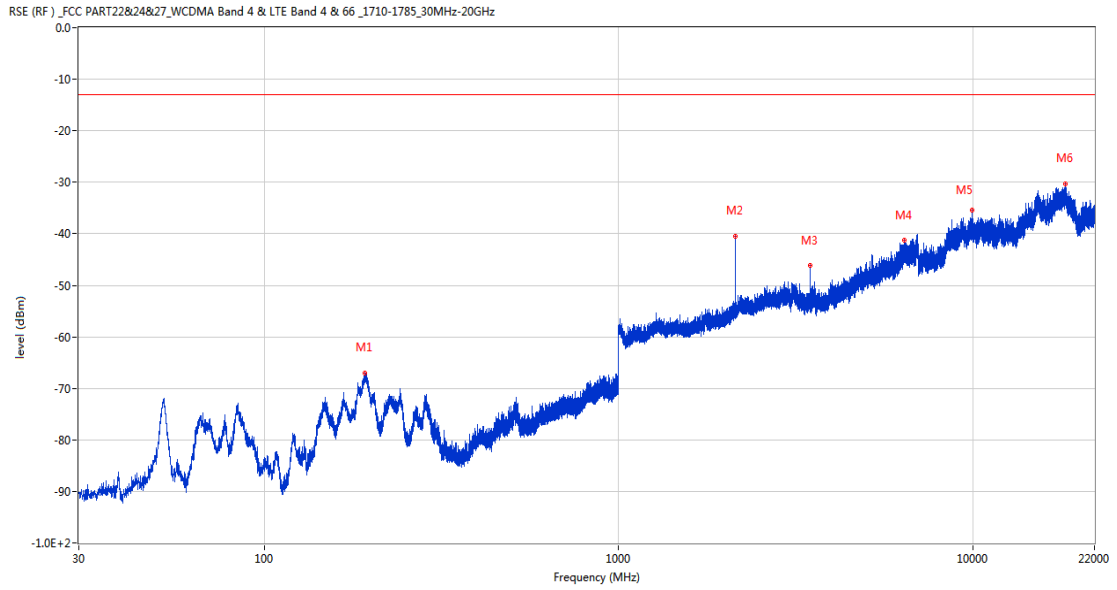
9.2 LTE Band 4 BW3, Middle Channel

RSE-H&H LTE Band 4 BW3 CH20175



Frequency (MHz)	Result (dBm)	Factor (dB)	PK Limit (dBm)	Over Limit (dB)	Table (o)	ANT	EUT	Verdict
170.650	-63.12	-16.77	-13.0	-50.12	267.00	Horizontal	Horizontal	Pass
2132.100	-25.46	2.71	-13.0	-12.46	235.00	Horizontal	Horizontal	N/A
3462.200	-46.35	7.03	-13.0	-33.35	316.00	Horizontal	Horizontal	Pass
6414.200	-41.07	18.88	-13.0	-28.07	360.00	Horizontal	Horizontal	Pass
10812.826	-36.09	40.48	-13.0	-23.09	73.00	Horizontal	Horizontal	Pass
17997.525	-30.77	44.93	-13.0	-17.77	209.00	Horizontal	Horizontal	Pass

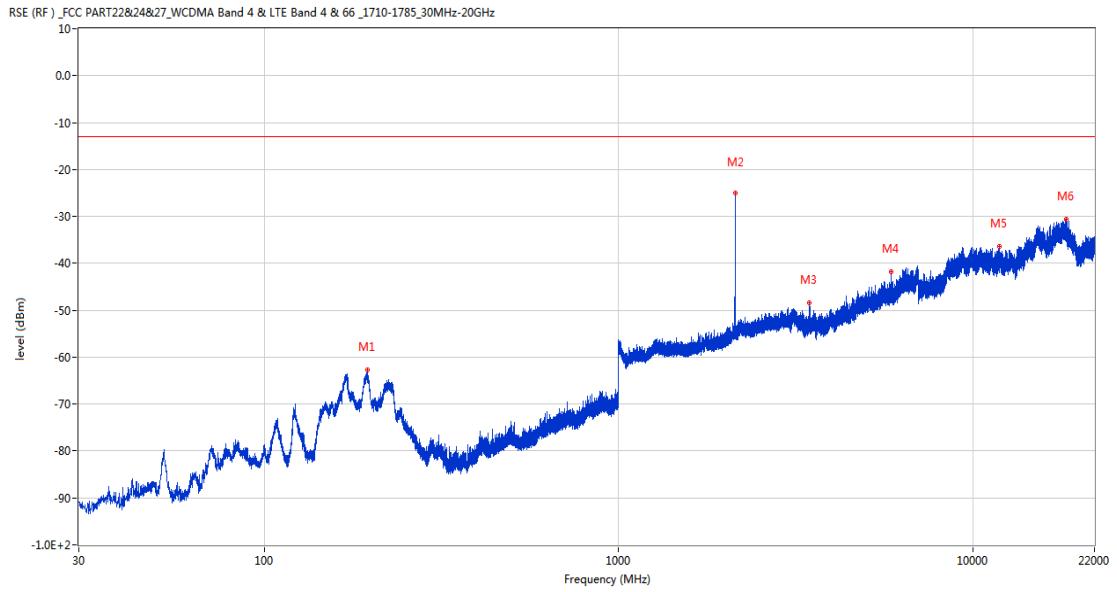
RSE-V&H LTE Band 4 BW3 CH20175



Frequency (MHz)	Result (dBm)	Factor (dB)	PK Limit (dBm)	Over Limit (dB)	Table (o)	ANT	EUT	Verdict
192.330	-67.11	-15.59	-13.0	-54.11	360.00	Vertical	Horizontal	Pass
2133.000	-40.47	2.68	-13.0	-27.47	53.00	Vertical	Horizontal	N/A
3462.400	-46.15	7.04	-13.0	-33.15	0.00	Vertical	Horizontal	Pass
6386.800	-41.27	17.14	-13.0	-28.27	108.00	Vertical	Horizontal	Pass
9927.037	-35.46	39.96	-13.0	-22.46	194.00	Vertical	Horizontal	Pass
18213.974	-30.33	44.94	-13.0	-17.33	216.00	Vertical	Horizontal	Pass

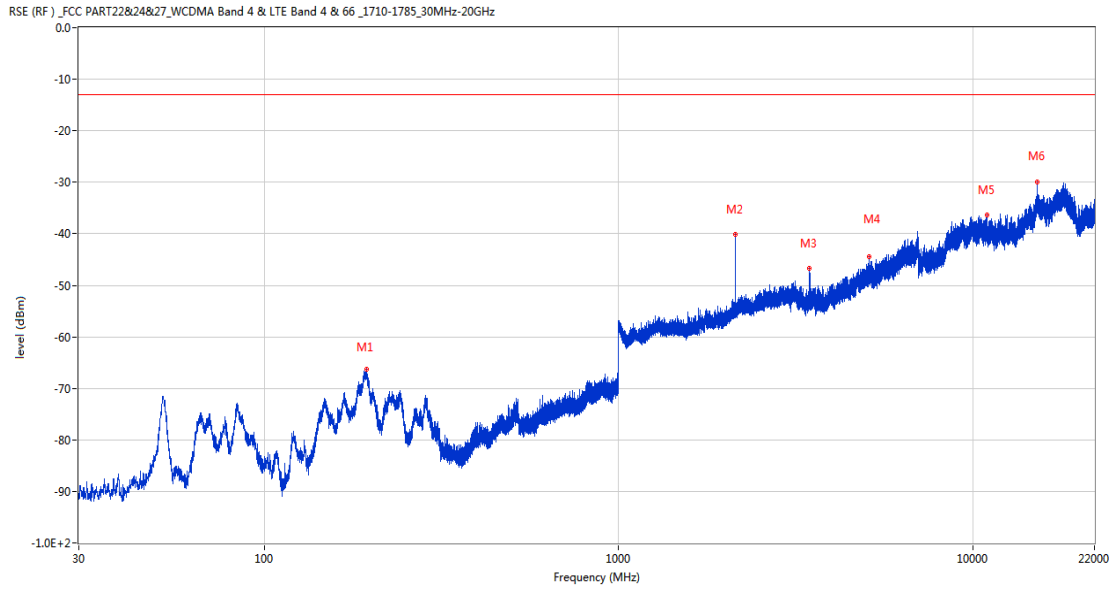
9.3 LTE Band 4 BW5, Middle Channel

RSE-H&H LTE Band 4 BW5 CH20175



Frequency (MHz)	Result (dBm)	Factor (dB)	PK Limit (dBm)	Over Limit (dB)	Table (o)	ANT	EUT	Verdict
195.434	-62.67	-16.25	-13.0	-49.67	63.00	Horizontal	Horizontal	Pass
2132.500	-24.95	2.69	-13.0	-11.95	243.00	Horizontal	Horizontal	N/A
3460.600	-48.49	6.99	-13.0	-35.49	139.00	Horizontal	Horizontal	Pass
5861.600	-41.73	15.38	-13.0	-28.73	297.00	Horizontal	Horizontal	Pass
11880.025	-36.49	39.42	-13.0	-23.49	236.00	Horizontal	Horizontal	Pass
18275.488	-30.62	44.65	-13.0	-17.62	53.00	Horizontal	Horizontal	Pass

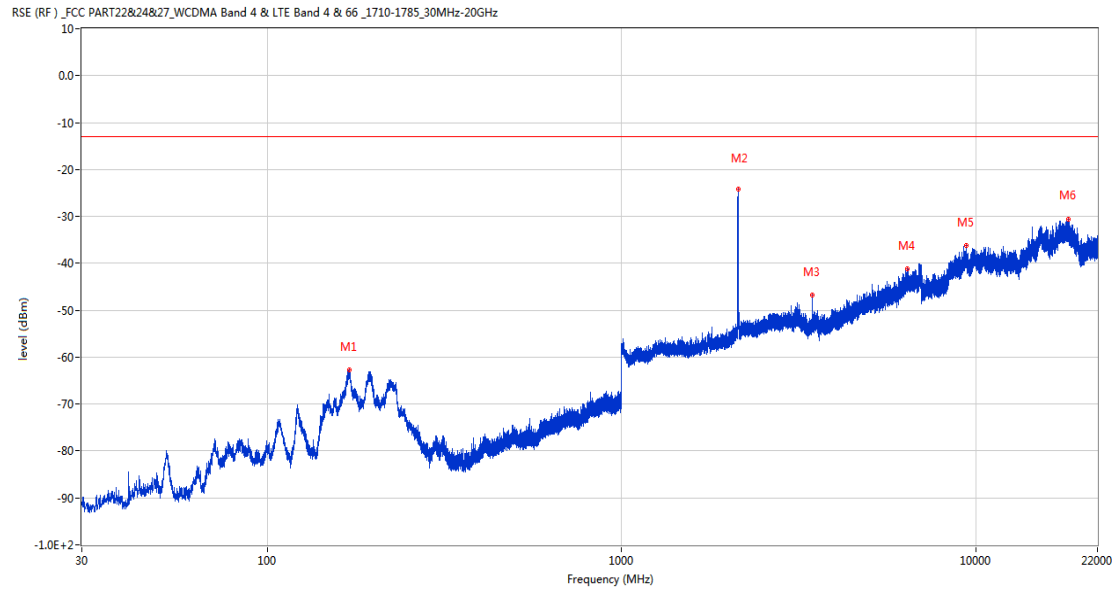
RSE-V&H LTE Band 4 BW5 CH20175



Frequency (MHz)	Result (dBm)	Factor (dB)	PK Limit (dBm)	Over Limit (dB)	Table (o)	ANT	EUT	Verdict
194.270	-66.35	-15.81	-13.0	-53.35	350.00	Vertical	Horizontal	Pass
2130.500	-40.11	2.70	-13.0	-27.11	48.00	Vertical	Horizontal	N/A
3460.600	-46.75	6.99	-13.0	-33.75	360.00	Vertical	Horizontal	Pass
5080.000	-44.49	13.03	-13.0	-31.49	258.00	Vertical	Horizontal	Pass
10944.213	-36.44	40.77	-13.0	-23.44	42.00	Vertical	Horizontal	Pass
15200.787	-29.89	43.54	-13.0	-16.89	267.00	Vertical	Horizontal	Pass

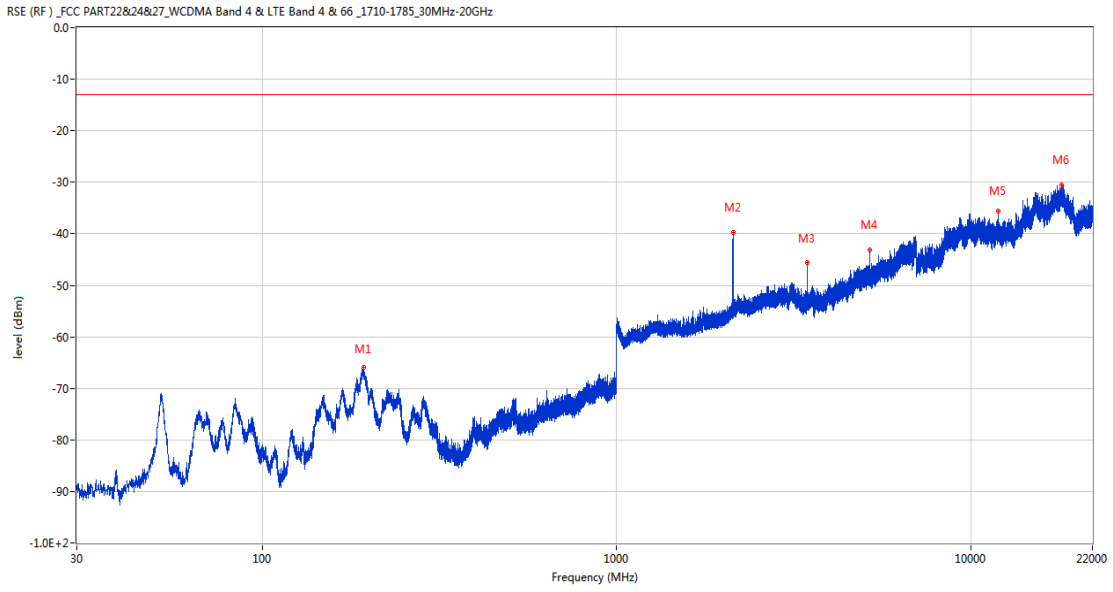
9.4 LTE Band 4 BW10, Middle Channel

RSE-H&H LTE Band 4 BW10 CH20175



Frequency (MHz)	Result (dBm)	Factor (dB)	PK Limit (dBm)	Over Limit (dB)	Table (o)	ANT	EUT	Verdict
170.116	-62.74	-16.82	-13.0	-49.74	260.00	Horizontal	Horizontal	Pass
2129.400	-24.25	2.68	-13.0	-11.25	213.00	Horizontal	Horizontal	N/A
3456.200	-46.79	7.20	-13.0	-33.79	187.00	Horizontal	Horizontal	Pass
6413.400	-41.15	18.87	-13.0	-28.15	266.00	Horizontal	Horizontal	Pass
9405.513	-36.21	39.94	-13.0	-23.21	254.00	Horizontal	Horizontal	Pass
18256.525	-30.62	44.83	-13.0	-17.62	179.00	Horizontal	Horizontal	Pass

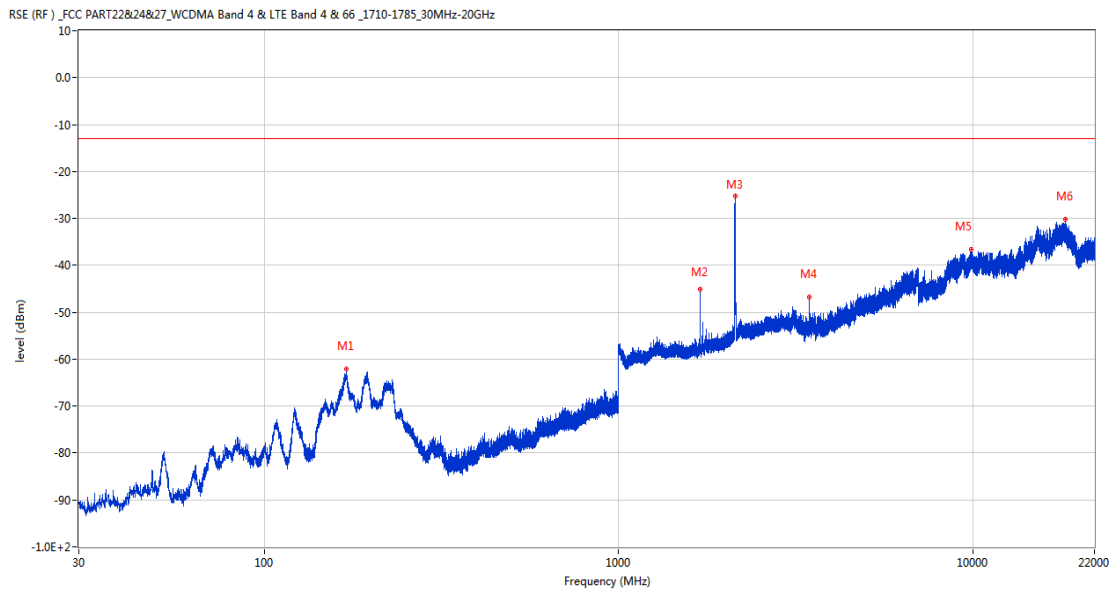
RSE-V&H LTE Band 4 BW10 CH20175



Frequency (MHz)	Result (dBm)	Factor (dB)	PK Limit (dBm)	Over Limit (dB)	Table (o)	ANT	EUT	Verdict
193.106	-65.99	-15.66	-13.0	-52.99	354.00	Vertical	Horizontal	Pass
2136.000	-39.79	2.79	-13.0	-26.79	51.00	Vertical	Horizontal	N/A
3456.200	-45.58	7.20	-13.0	-32.58	0.00	Vertical	Horizontal	Pass
5184.000	-43.11	12.47	-13.0	-30.11	246.00	Vertical	Horizontal	Pass
11928.037	-35.69	39.82	-13.0	-22.69	140.00	Vertical	Horizontal	Pass
18002.149	-30.60	44.93	-13.0	-17.60	191.00	Vertical	Horizontal	Pass

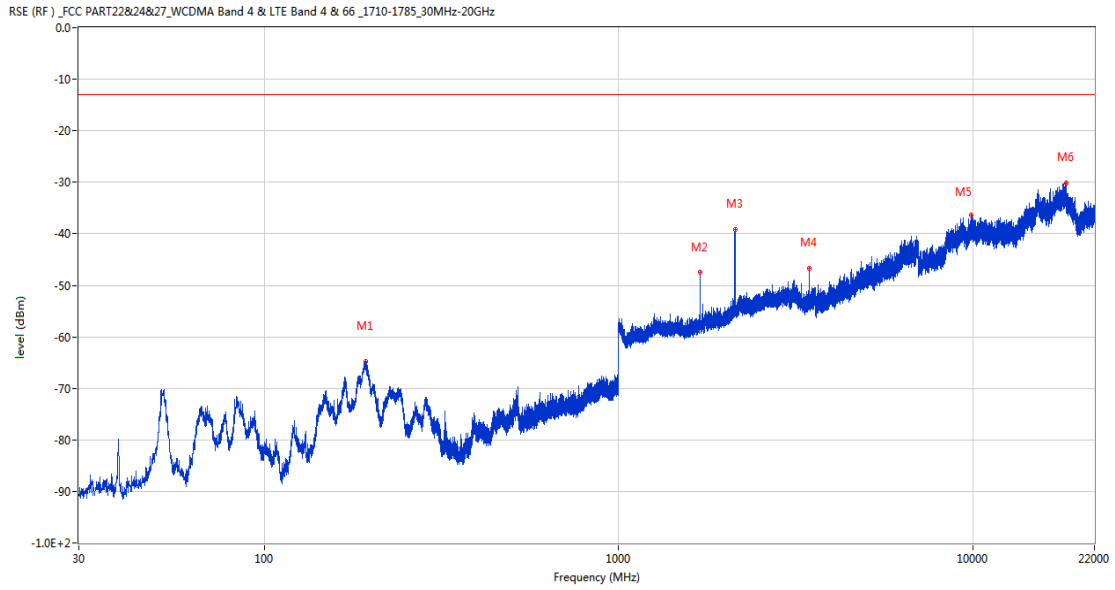
9.5 LTE Band 4 BW15, Middle Channel

RSE-H&H LTE Band 4 BW15 CH20175



Frequency (MHz)	Result (dBm)	Factor (dB)	PK Limit (dBm)	Over Limit (dB)	Table (o)	ANT	EUT	Verdict
170.262	-62.16	-16.81	-13.0	-49.16	233.00	Horizontal	Horizontal	Pass
1699.100	-45.19	0.80	-13.0	-32.19	118.00	Horizontal	Horizontal	N/A
2135.000	-25.27	2.74	-13.0	-12.27	252.00	Horizontal	Horizontal	N/A
3451.600	-46.78	6.98	-13.0	-33.78	127.00	Horizontal	Horizontal	Pass
9908.350	-36.62	40.00	-13.0	-23.62	43.00	Horizontal	Horizontal	Pass
18268.551	-30.14	44.73	-13.0	-17.14	252.00	Horizontal	Horizontal	Pass

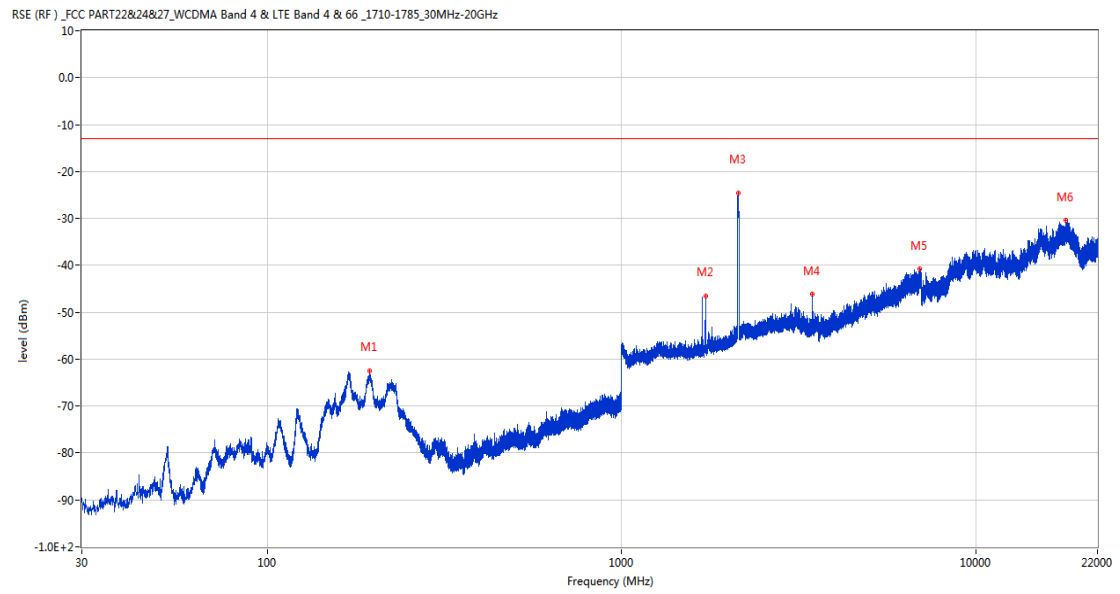
RSE-V&H LTE Band 4 BW15 CH20175



Frequency (MHz)	Result (dBm)	Factor (dB)	PK Limit (dBm)	Over Limit (dB)	Table (o)	ANT	EUT	Verdict
193.008	-64.87	-15.65	-13.0	-51.87	0.00	Vertical	Horizontal	Pass
1699.200	-47.40	0.80	-13.0	-34.40	23.00	Vertical	Horizontal	N/A
2135.600	-39.10	2.78	-13.0	-26.10	47.00	Vertical	Horizontal	N/A
3451.600	-46.73	6.98	-13.0	-33.73	318.00	Vertical	Horizontal	Pass
9888.800	-36.40	39.93	-13.0	-23.40	261.00	Vertical	Horizontal	Pass
18361.975	-30.12	44.18	-13.0	-17.12	360.00	Vertical	Horizontal	Pass

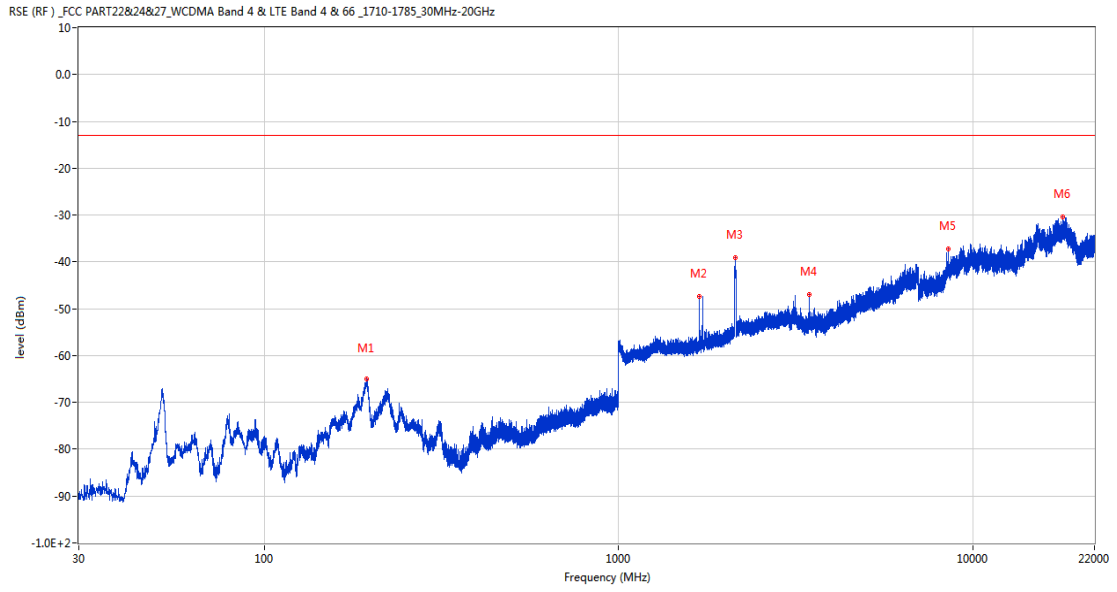
9.6 LTE Band 4 BW20, Middle Channel

RSE-H&H LTE Band 4 BW20 CH20175



Frequency (MHz)	Result (dBm)	Factor (dB)	PK Limit (dBm)	Over Limit (dB)	Table (o)	ANT	EUT	Verdict
194.997	-62.41	-15.92	-13.0	-49.41	77.00	Horizontal	Horizontal	Pass
1723.400	-46.55	1.11	-13.0	-33.55	106.00	Horizontal	Horizontal	N/A
2136.500	-24.61	2.79	-13.0	-11.61	223.00	Horizontal	Horizontal	N/A
3447.000	-46.15	7.06	-13.0	-33.15	315.00	Horizontal	Horizontal	Pass
6940.800	-40.76	19.30	-13.0	-27.76	360.00	Horizontal	Horizontal	Pass
17891.150	-30.30	44.54	-13.0	-17.30	111.00	Horizontal	Horizontal	Pass

RSE-V&H LTE Band 4 BW20 CH20175



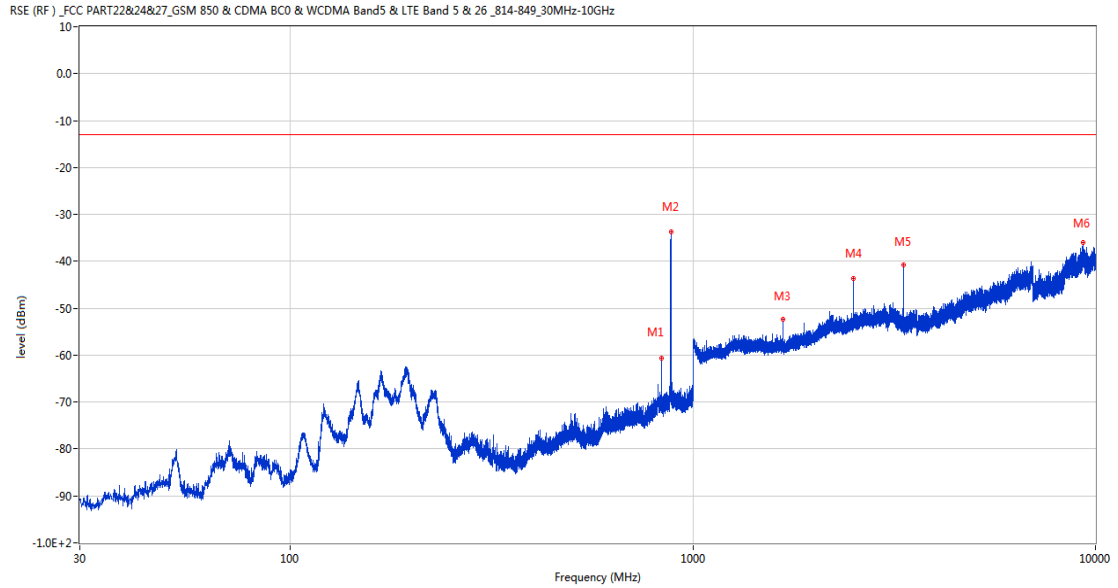
Frequency (MHz)	Result (dBm)	Factor (dB)	PK Limit (dBm)	Over Limit (dB)	Table (o)	ANT	EUT	Verdict
194.415	-65.03	-15.83	-13.0	-52.03	0.00	Vertical	Horizontal	Pass
1687.900	-47.34	-0.51	-13.0	-34.34	340.00	Vertical	Horizontal	N/A
2137.700	-39.01	2.78	-13.0	-26.01	340.00	Vertical	Horizontal	N/A
3447.000	-46.96	7.06	-13.0	-33.96	0.00	Vertical	Horizontal	Pass
8495.862	-37.32	38.41	-13.0	-24.32	118.00	Vertical	Horizontal	Pass
17885.137	-30.48	44.53	-13.0	-17.48	162.00	Vertical	Horizontal	Pass



10 LTE Band 5

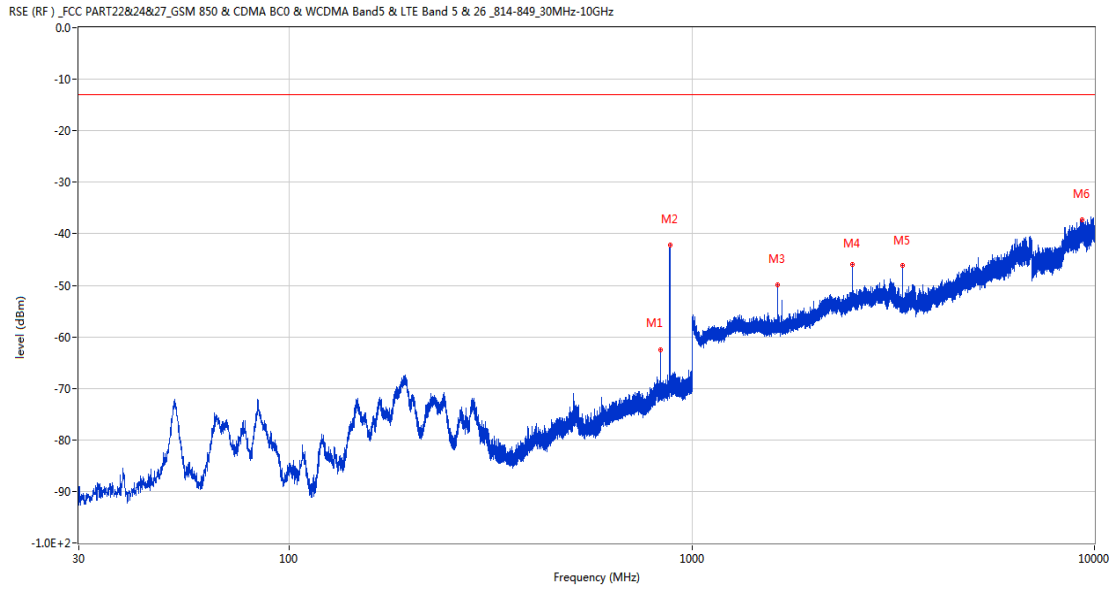
10.1 LTE Band 5 BW1.4, Middle Channel

RSE-H&H LTE Band 5 BW1.4 CH20525



Frequency (MHz)	Result (dBm)	Factor (dB)	PK Limit (dBm)	Over Limit (dB)	Table (o)	ANT	EUT	Verdict
836.022	-60.62	0.59	-13.0	-47.62	234.00	Horizontal	Horizontal	N/A
881.708	-33.76	0.60	-13.0	-20.76	157.00	Horizontal	Horizontal	N/A
1671.900	-52.32	-0.82	-13.0	-39.32	315.00	Horizontal	Horizontal	Pass
2508.100	-43.72	6.09	-13.0	-30.72	210.00	Horizontal	Horizontal	Pass
3344.200	-40.83	5.45	-13.0	-27.83	133.00	Horizontal	Horizontal	Pass
9327.400	-36.00	39.69	-13.0	-23.00	303.00	Horizontal	Horizontal	Pass

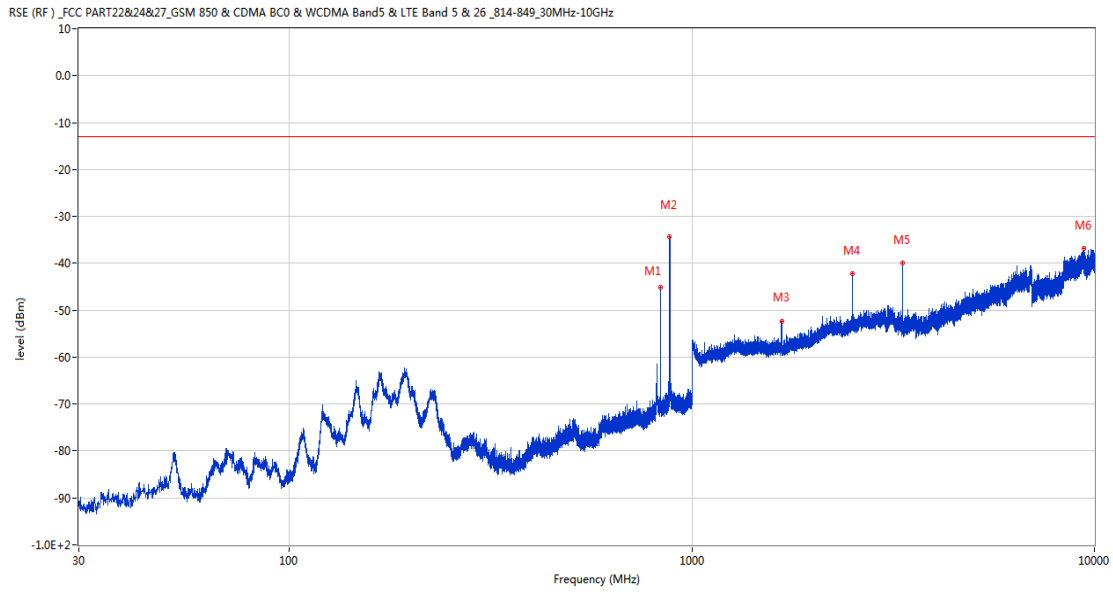
RSE-V&H LTE Band 5 BW1.4 CH20525



Frequency (MHz)	Result (dBm)	Factor (dB)	PK Limit (dBm)	Over Limit (dB)	Table (o)	ANT	EUT	Verdict
836.119	-62.56	0.59	-13.0	-49.56	171.00	Vertical	Horizontal	N/A
881.951	-42.18	0.63	-13.0	-29.18	244.00	Vertical	Horizontal	N/A
1635.500	-49.87	-0.19	-13.0	-36.87	60.00	Vertical	Horizontal	Pass
2508.000	-45.92	6.09	-13.0	-32.92	290.00	Vertical	Horizontal	Pass
3344.200	-46.22	5.45	-13.0	-33.22	0.00	Vertical	Horizontal	Pass
9338.200	-37.29	39.70	-13.0	-24.29	256.00	Vertical	Horizontal	Pass

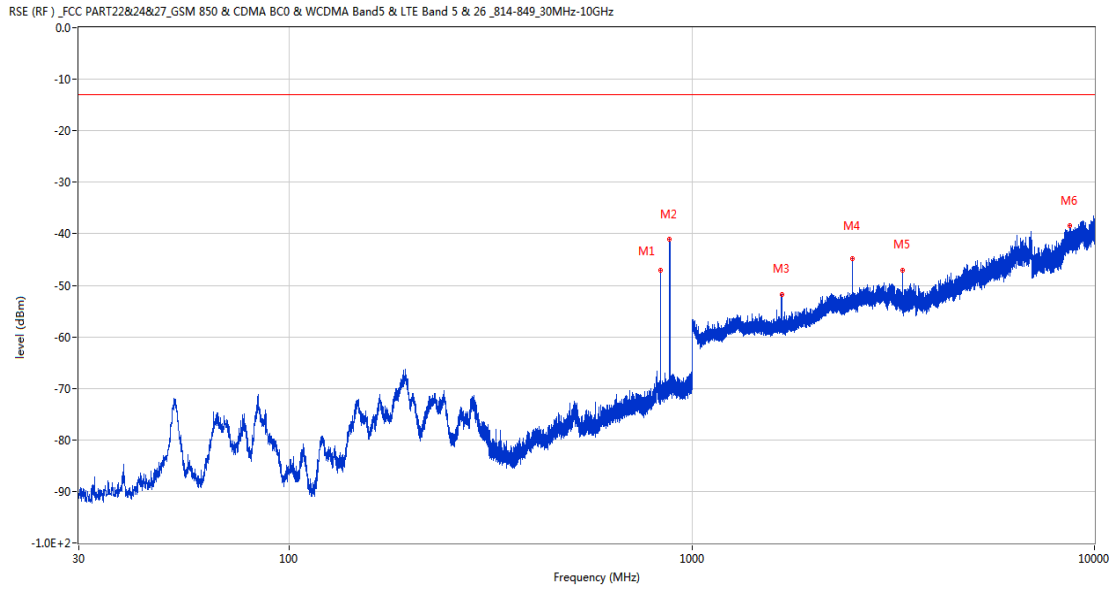
10.2 LTE Band 5 BW3, Middle Channel

RSE-H&H LTE Band 5 BW3 CH20525



Frequency (MHz)	Result (dBm)	Factor (dB)	PK Limit (dBm)	Over Limit (dB)	Table (o)	ANT	EUT	Verdict
835.197	-45.12	0.60	-13.0	-32.12	292.00	Horizontal	Horizontal	N/A
880.690	-34.27	0.49	-13.0	-21.27	158.00	Horizontal	Horizontal	N/A
1670.400	-52.45	-0.72	-13.0	-39.45	119.00	Horizontal	Horizontal	Pass
2505.700	-42.27	5.80	-13.0	-29.27	144.00	Horizontal	Horizontal	Pass
3340.800	-39.95	5.61	-13.0	-26.95	132.00	Horizontal	Horizontal	Pass
9407.500	-36.74	39.90	-13.0	-23.74	118.00	Horizontal	Horizontal	Pass

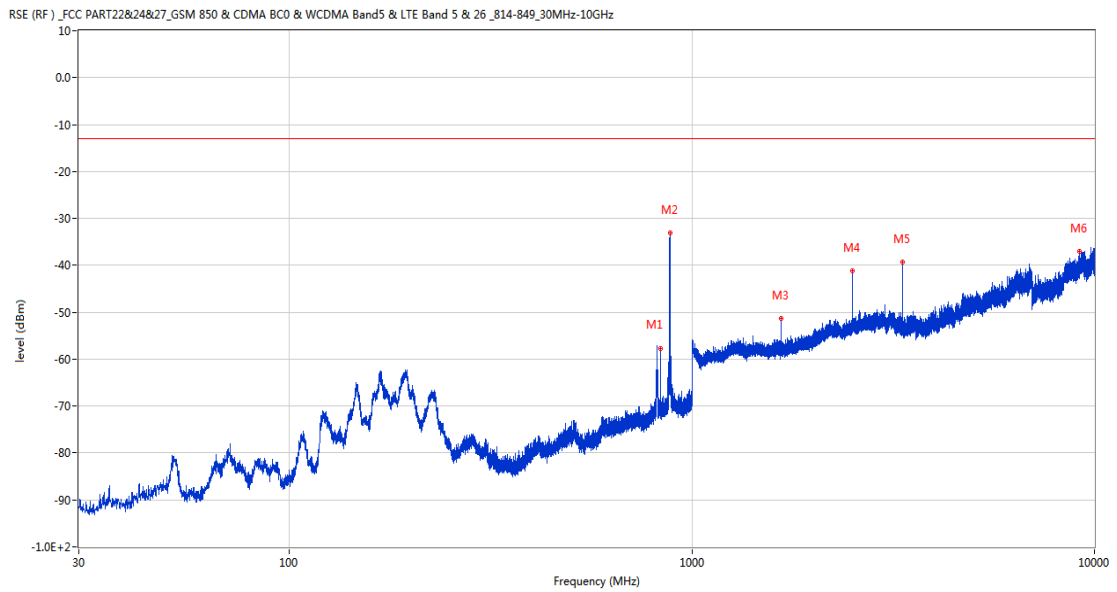
RSE-V&H LTE Band 5 BW3 CH20525



Frequency (MHz)	Result (dBm)	Factor (dB)	PK Limit (dBm)	Over Limit (dB)	Table (o)	ANT	EUT	Verdict
835.197	-47.17	0.60	-13.0	-34.17	169.00	Vertical	Horizontal	N/A
880.836	-41.07	0.51	-13.0	-28.07	242.00	Vertical	Horizontal	N/A
1670.400	-51.74	-0.72	-13.0	-38.74	231.00	Vertical	Horizontal	Pass
2505.600	-44.83	5.79	-13.0	-31.83	81.00	Vertical	Horizontal	Pass
3341.200	-47.15	5.57	-13.0	-34.15	349.00	Vertical	Horizontal	Pass
8675.951	-38.41	38.77	-13.0	-25.41	81.00	Vertical	Horizontal	Pass

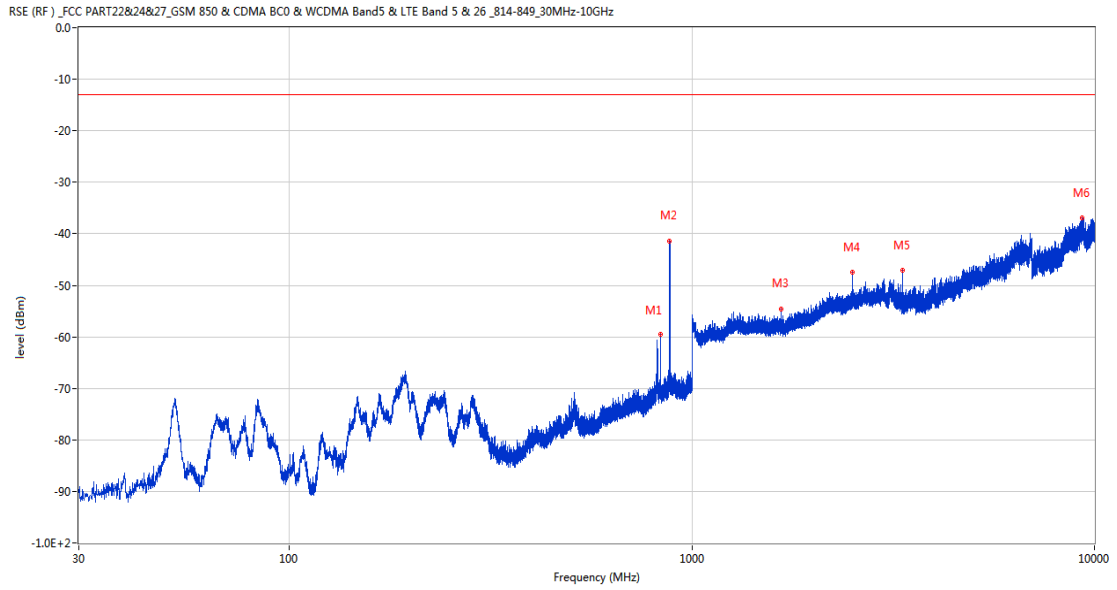
10.3 LTE Band 5 BW5, Middle Channel

RSE-H&H LTE Band 5 BW5 CH20525



Frequency (MHz)	Result (dBm)	Factor (dB)	PK Limit (dBm)	Over Limit (dB)	Table (o)	ANT	EUT	Verdict
834.324	-57.82	0.61	-13.0	-44.82	287.00	Horizontal	Horizontal	N/A
881.903	-33.14	0.63	-13.0	-20.14	166.00	Horizontal	Horizontal	N/A
1668.500	-51.25	-0.73	-13.0	-38.25	125.00	Horizontal	Horizontal	Pass
2503.000	-41.22	5.68	-13.0	-28.22	167.00	Horizontal	Horizontal	Pass
3337.200	-39.24	5.67	-13.0	-26.24	142.00	Horizontal	Horizontal	Pass
9186.099	-36.96	38.71	-13.0	-23.96	0.00	Horizontal	Horizontal	Pass

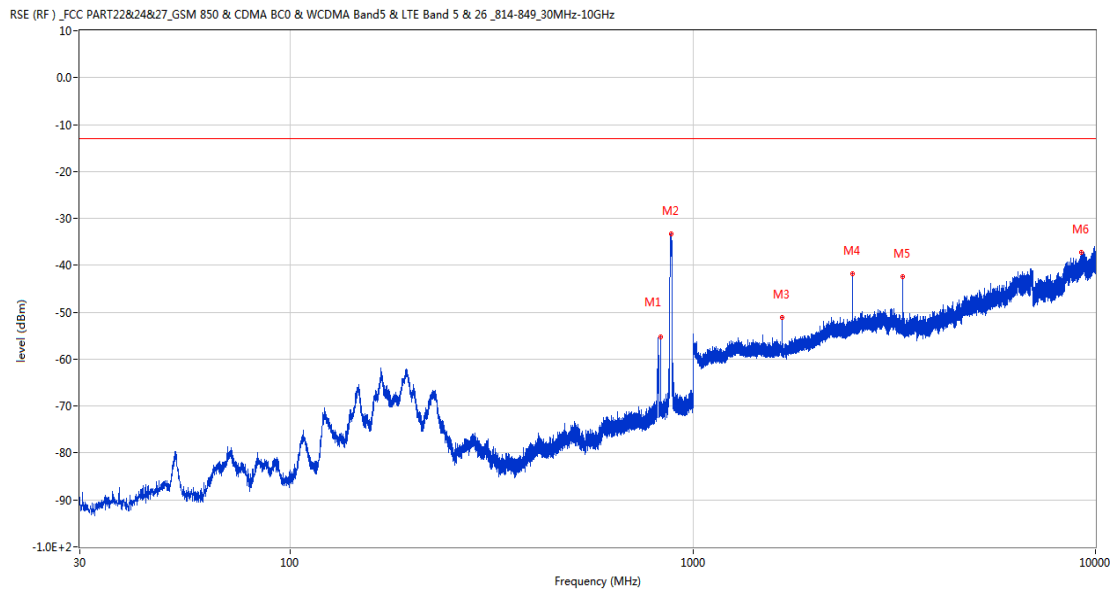
RSE-V&H LTE Band 5 BW5 CH20525



Frequency (MHz)	Result (dBm)	Factor (dB)	PK Limit (dBm)	Over Limit (dB)	Table (o)	ANT	EUT	Verdict
834.324	-59.52	0.61	-13.0	-46.52	166.00	Vertical	Horizontal	N/A
880.981	-41.45	0.52	-13.0	-28.45	245.00	Vertical	Horizontal	N/A
1668.500	-54.62	-0.73	-13.0	-41.62	353.00	Vertical	Horizontal	Pass
2502.900	-47.48	5.68	-13.0	-34.48	257.00	Vertical	Horizontal	Pass
3337.200	-47.03	5.67	-13.0	-34.03	4.00	Vertical	Horizontal	Pass
9340.450	-36.86	39.70	-13.0	-23.86	58.00	Vertical	Horizontal	Pass

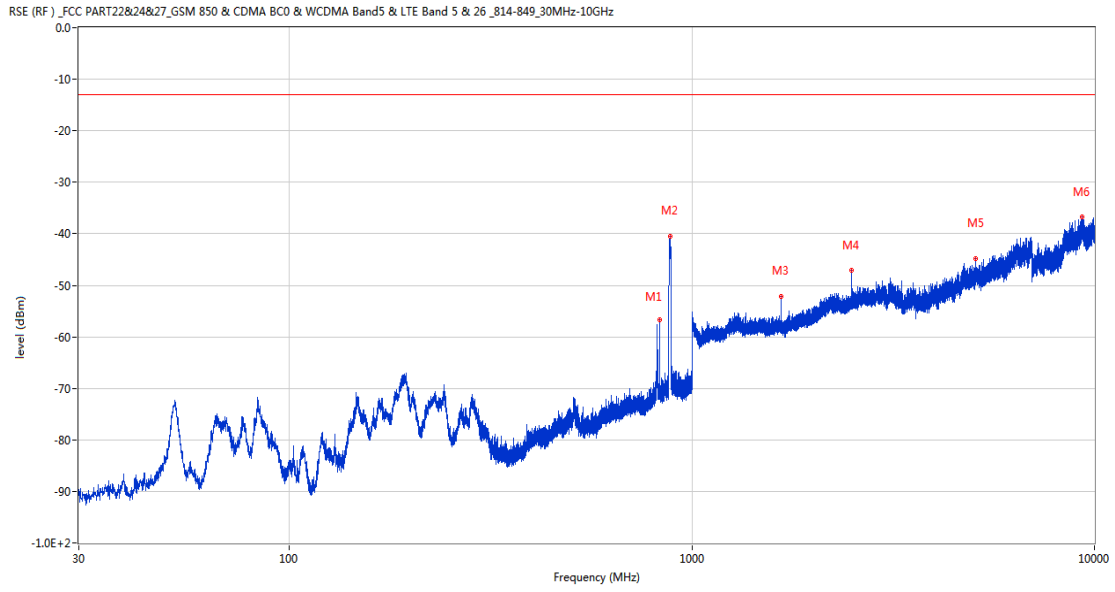
10.4 LTE Band 5 BW10, Middle Channel

RSE-H&H LTE Band 5 BW10 CH20525



Frequency (MHz)	Result (dBm)	Factor (dB)	PK Limit (dBm)	Over Limit (dB)	Table (o)	ANT	EUT	Verdict
832.044	-55.20	0.63	-13.0	-42.20	225.00	Horizontal	Horizontal	N/A
884.134	-33.29	0.71	-13.0	-20.29	160.00	Horizontal	Horizontal	N/A
1664.200	-51.08	-0.81	-13.0	-38.08	306.00	Horizontal	Horizontal	Pass
2496.300	-41.70	5.31	-13.0	-28.70	175.00	Horizontal	Horizontal	Pass
3328.200	-42.51	6.06	-13.0	-29.51	150.00	Horizontal	Horizontal	Pass
9232.000	-37.18	38.96	-13.0	-24.18	183.00	Horizontal	Horizontal	Pass

RSE-V&H LTE Band 5 BW10 CH20525

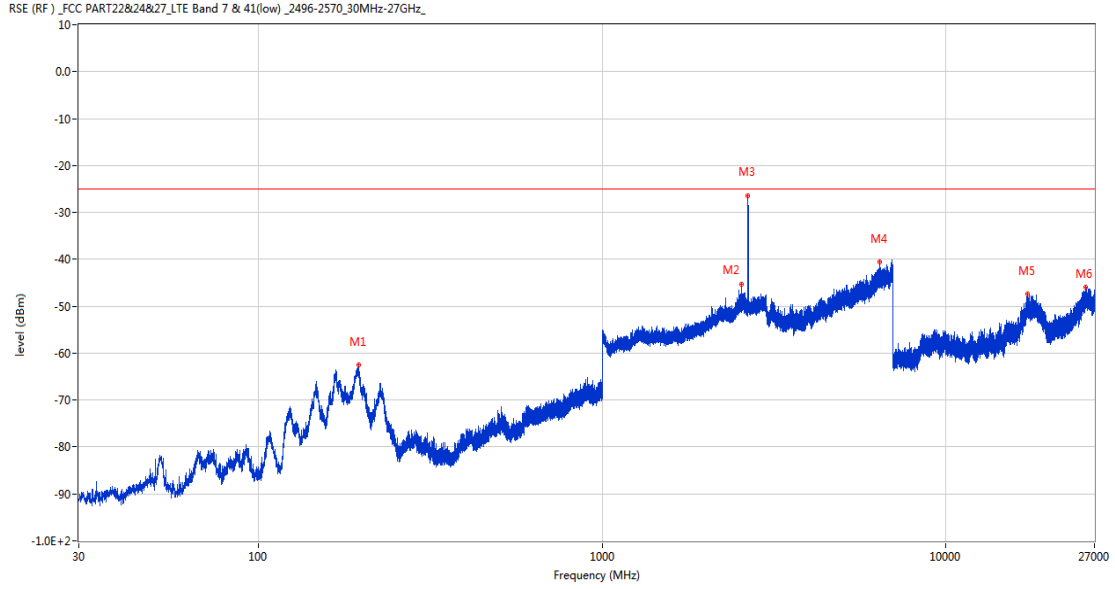


Frequency (MHz)	Result (dBm)	Factor (dB)	PK Limit (dBm)	Over Limit (dB)	Table (o)	ANT	EUT	Verdict
832.093	-56.64	0.63	-13.0	-43.64	180.00	Vertical	Horizontal	N/A
882.290	-40.52	0.64	-13.0	-27.52	235.00	Vertical	Horizontal	N/A
1664.300	-52.09	-0.80	-13.0	-39.09	31.00	Vertical	Horizontal	Pass
2496.300	-47.04	5.31	-13.0	-34.04	162.00	Vertical	Horizontal	Pass
5076.200	-44.80	12.95	-13.0	-31.80	195.00	Vertical	Horizontal	Pass
9323.950	-36.70	39.69	-13.0	-23.70	110.00	Vertical	Horizontal	Pass

11 LTE Band 7

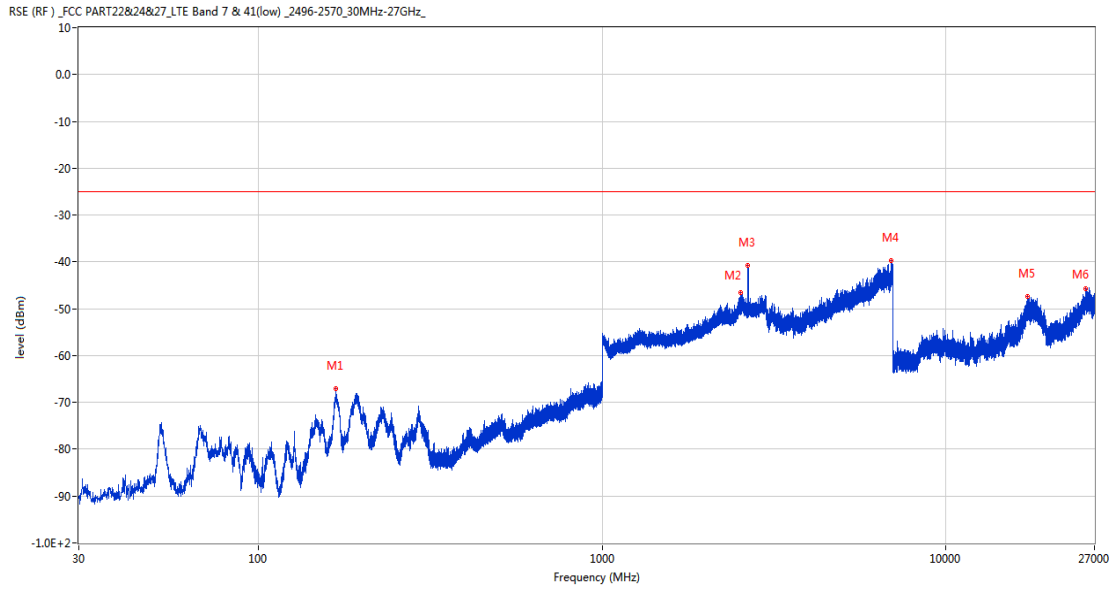
11.1 LTE Band 7 BW5, Middle Channel

RSE-H&H LTE Band 7 BW5 CH21100



Frequency (MHz)	Result (dBm)	Factor (dB)	PK Limit (dBm)	Over Limit (dB)	Table (o)	ANT	EUT	Verdict
195.628	-62.50	-15.80	-25.0	-37.50	269.00	Horizontal	Horizontal	Pass
2532.800	-45.40	9.77	-25.0	-20.40	167.00	Horizontal	Horizontal	N/A
2653.900	-26.40	7.95	-25.0	-1.40	254.00	Horizontal	Horizontal	N/A
6411.000	-40.52	18.84	-25.0	-15.52	210.00	Horizontal	Horizontal	Pass
17235.337	-47.43	27.75	-25.0	-22.43	155.00	Horizontal	Horizontal	Pass
25480.800	-45.86	24.19	-25.0	-20.86	323.00	Horizontal	Horizontal	Pass

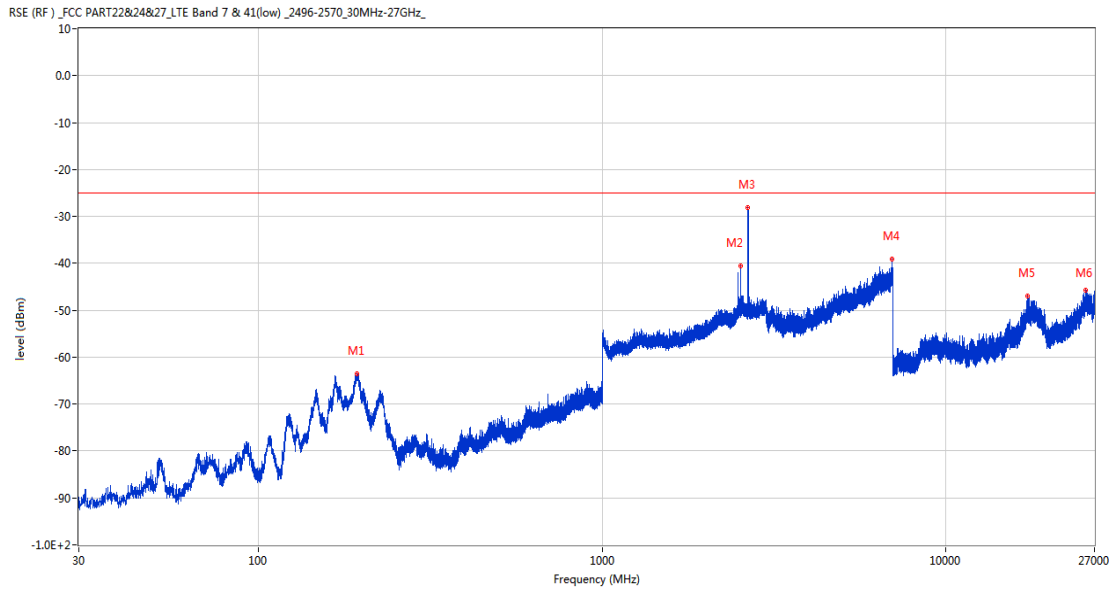
RSE-V&H LTE Band 7 BW5 CH21100



Frequency (MHz)	Result (dBm)	Factor (dB)	PK Limit (dBm)	Over Limit (dB)	Table (o)	ANT	EUT	Verdict
167.837	-66.98	-16.23	-25.0	-41.98	0.00	Vertical	Horizontal	Pass
2532.000	-46.53	9.78	-25.0	-21.53	246.00	Vertical	Horizontal	N/A
2654.600	-40.71	7.96	-25.0	-15.71	258.00	Vertical	Horizontal	N/A
6918.400	-39.62	19.37	-25.0	-14.62	102.00	Vertical	Horizontal	Pass
17242.425	-47.43	27.83	-25.0	-22.43	16.00	Vertical	Horizontal	Pass
25498.350	-45.75	24.19	-25.0	-20.75	52.00	Vertical	Horizontal	Pass

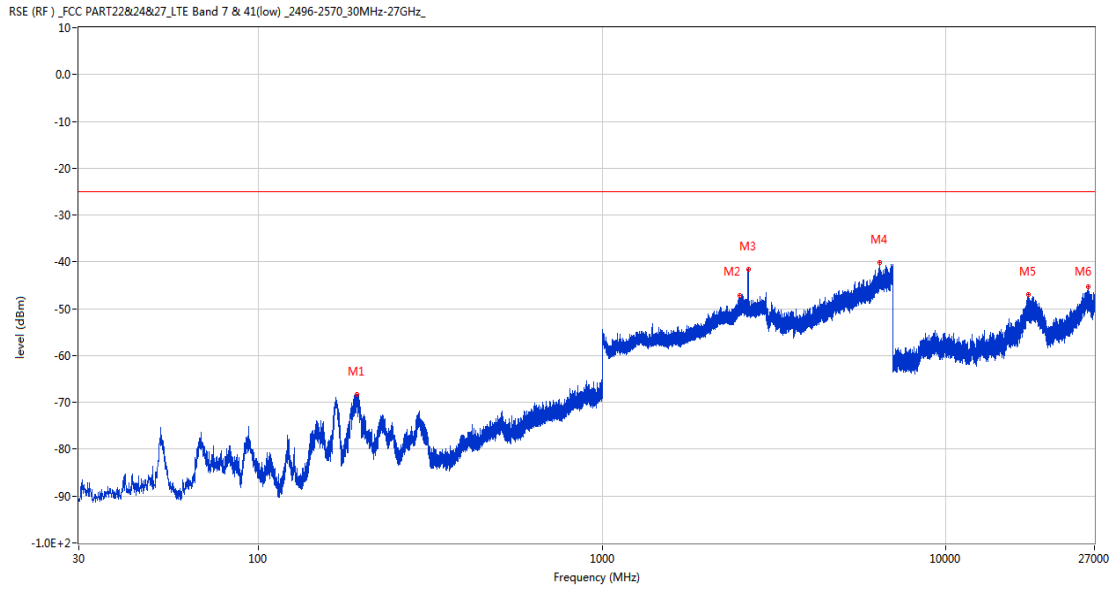
11.2 LTE Band 7 BW10, Middle Channel

RSE-H&H LTE Band 7 BW10 CH21100



Frequency (MHz)	Result (dBm)	Factor (dB)	PK Limit (dBm)	Over Limit (dB)	Table (o)	ANT	EUT	Verdict
193.639	-63.47	-15.06	-25.0	-38.47	56.00	Horizontal	Horizontal	Pass
2530.500	-40.45	9.79	-25.0	-15.45	176.00	Horizontal	Horizontal	N/A
2654.500	-28.10	7.95	-25.0	-3.10	253.00	Horizontal	Horizontal	N/A
6979.000	-39.08	19.90	-25.0	-14.08	326.00	Horizontal	Horizontal	Pass
17269.463	-47.06	27.64	-25.0	-22.06	347.00	Horizontal	Horizontal	Pass
25483.500	-45.83	24.19	-25.0	-20.83	342.00	Horizontal	Horizontal	Pass

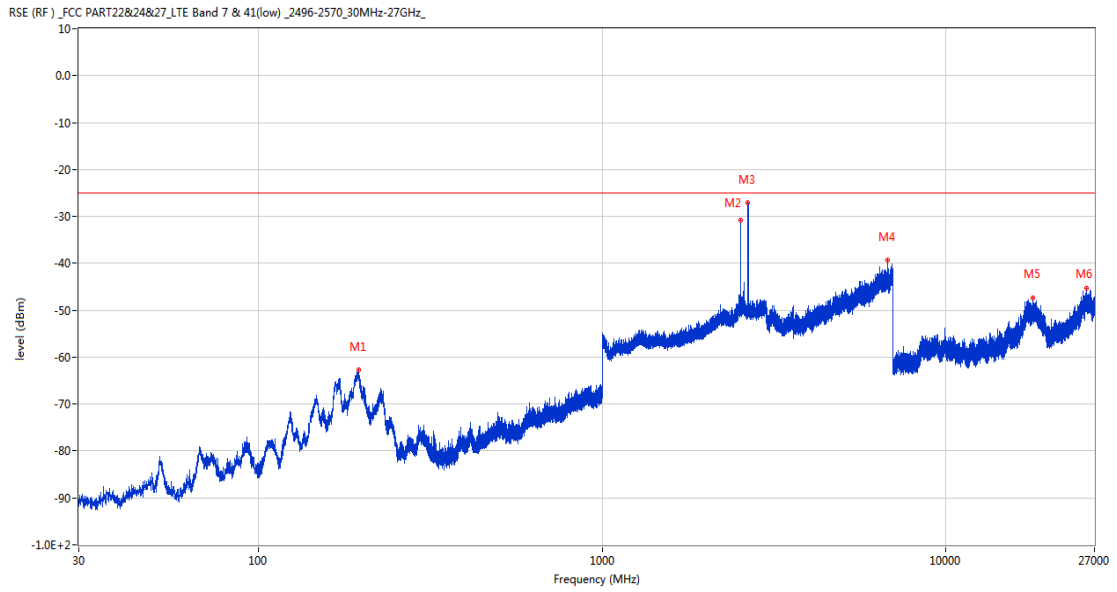
RSE-V&H LTE Band 7 BW10 CH21100



Frequency (MHz)	Result (dBm)	Factor (dB)	PK Limit (dBm)	Over Limit (dB)	Table (o)	ANT	EUT	Verdict
192.814	-68.37	-15.00	-25.0	-43.37	344.00	Vertical	Horizontal	Pass
2503.400	-47.09	9.98	-25.0	-22.09	352.00	Vertical	Horizontal	N/A
2655.500	-41.60	8.01	-25.0	-16.60	253.00	Vertical	Horizontal	N/A
6415.400	-40.16	18.90	-25.0	-15.16	136.00	Vertical	Horizontal	Pass
17312.250	-46.87	27.43	-25.0	-21.87	351.00	Vertical	Horizontal	Pass
25979.400	-45.22	24.35	-25.0	-20.22	121.00	Vertical	Horizontal	Pass

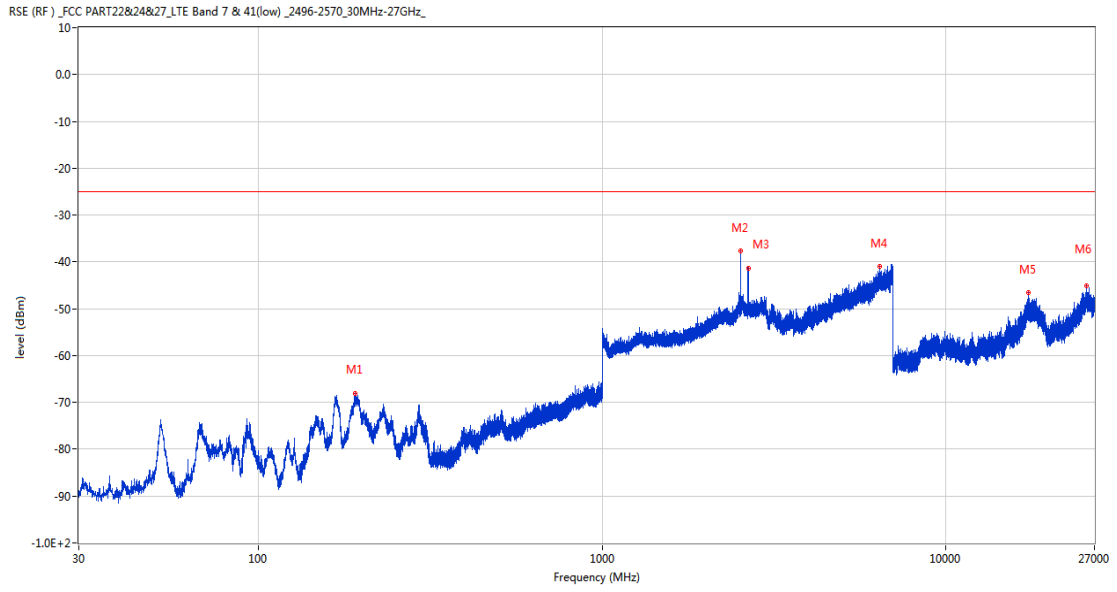
11.3 LTE Band 7 BW15, Middle Channel

RSE-H&H LTE Band 7 BW15 CH21100



Frequency (MHz)	Result (dBm)	Factor (dB)	PK Limit (dBm)	Over Limit (dB)	Table (o)	ANT	EUT	Verdict
195.385	-62.63	-15.61	-25.0	-37.63	279.00	Horizontal	Horizontal	Pass
2528.200	-30.87	9.81	-25.0	-5.87	174.00	Horizontal	Horizontal	N/A
2651.000	-27.16	7.93	-25.0	-2.16	252.00	Horizontal	Horizontal	N/A
6754.200	-39.31	19.44	-25.0	-14.31	177.00	Horizontal	Horizontal	Pass
17847.489	-47.39	27.69	-25.0	-22.39	112.00	Horizontal	Horizontal	Pass
25589.250	-45.41	24.22	-25.0	-20.41	161.00	Horizontal	Horizontal	Pass

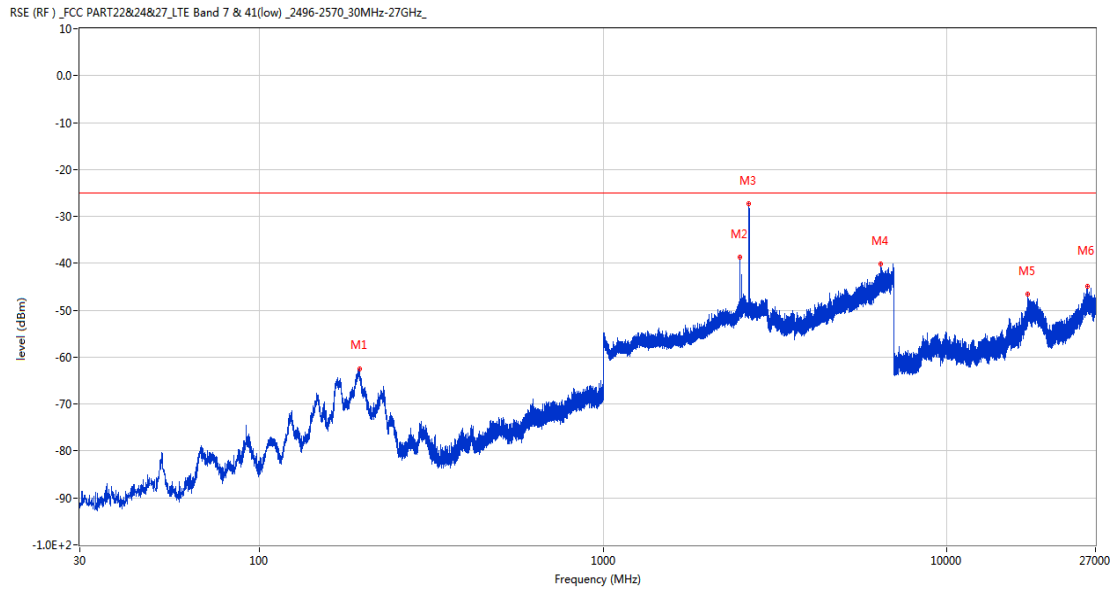
RSE-V&H LTE Band 7 BW15 CH21100



Frequency (MHz)	Result (dBm)	Factor (dB)	PK Limit (dBm)	Over Limit (dB)	Table (o)	ANT	EUT	Verdict
191.311	-68.19	-14.88	-25.0	-43.19	354.00	Vertical	Horizontal	Pass
2528.300	-37.59	9.80	-25.0	-12.59	306.00	Vertical	Horizontal	N/A
2654.700	-41.28	7.96	-25.0	-16.28	248.00	Vertical	Horizontal	N/A
6404.800	-40.98	18.33	-25.0	-15.98	253.00	Vertical	Horizontal	Pass
17323.276	-46.53	27.55	-25.0	-21.53	0.00	Vertical	Horizontal	Pass
25618.500	-45.15	24.23	-25.0	-20.15	60.00	Vertical	Horizontal	Pass

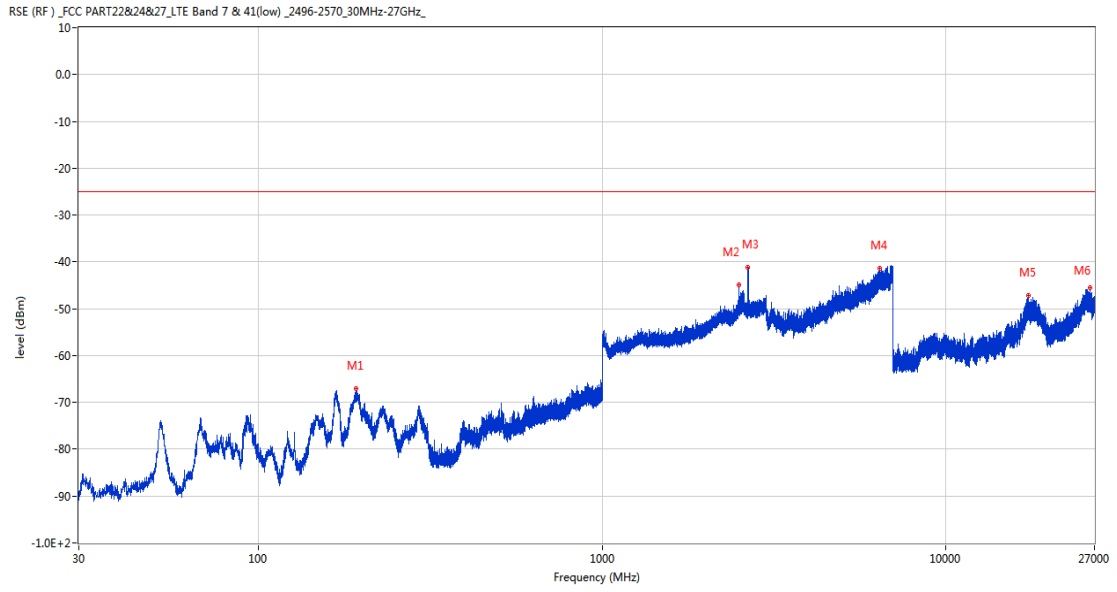
11.4 LTE Band 7 BW20, Middle Channel

RSE-H&H LTE Band 7 BW20 CH21100



Frequency (MHz)	Result (dBm)	Factor (dB)	PK Limit (dBm)	Over Limit (dB)	Table (o)	ANT	EUT	Verdict
195.530	-62.42	-15.72	-25.0	-37.42	280.00	Horizontal	Horizontal	Pass
2490.500	-38.72	10.01	-25.0	-13.72	182.00	Horizontal	Horizontal	N/A
2652.000	-27.25	7.95	-25.0	-2.25	244.00	Horizontal	Horizontal	N/A
6424.000	-40.04	18.53	-25.0	-15.04	73.00	Horizontal	Horizontal	Pass
17114.588	-46.53	26.87	-25.0	-21.53	243.00	Horizontal	Horizontal	Pass
25537.950	-44.83	24.21	-25.0	-19.83	10.00	Horizontal	Horizontal	Pass

RSE-V&H LTE Band 7 BW20 CH21100

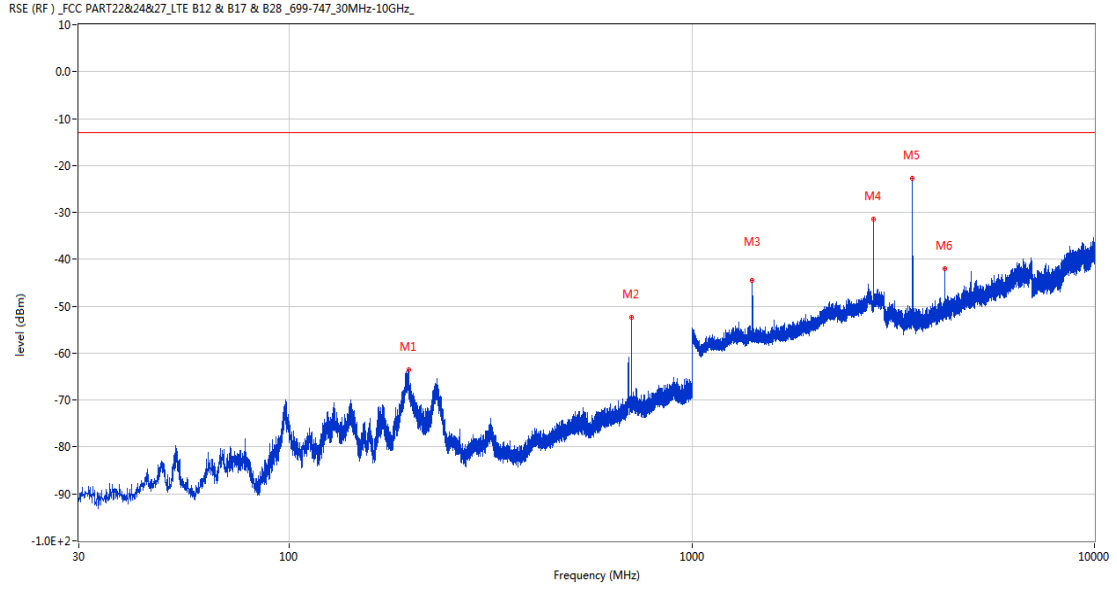


Frequency (MHz)	Result (dBm)	Factor (dB)	PK Limit (dBm)	Over Limit (dB)	Table (o)	ANT	EUT	Verdict
192.136	-67.16	-14.96	-25.0	-42.16	354.00	Vertical	Horizontal	Pass
2490.100	-44.94	10.01	-25.0	-19.94	211.00	Vertical	Horizontal	N/A
2647.400	-41.24	7.75	-25.0	-16.24	254.00	Vertical	Horizontal	N/A
6415.200	-41.32	18.90	-25.0	-16.32	231.00	Vertical	Horizontal	Pass
17308.574	-47.25	27.38	-25.0	-22.25	334.00	Vertical	Horizontal	Pass
26151.301	-45.55	24.40	-25.0	-20.55	0.00	Vertical	Horizontal	Pass

12 LTE Band 12

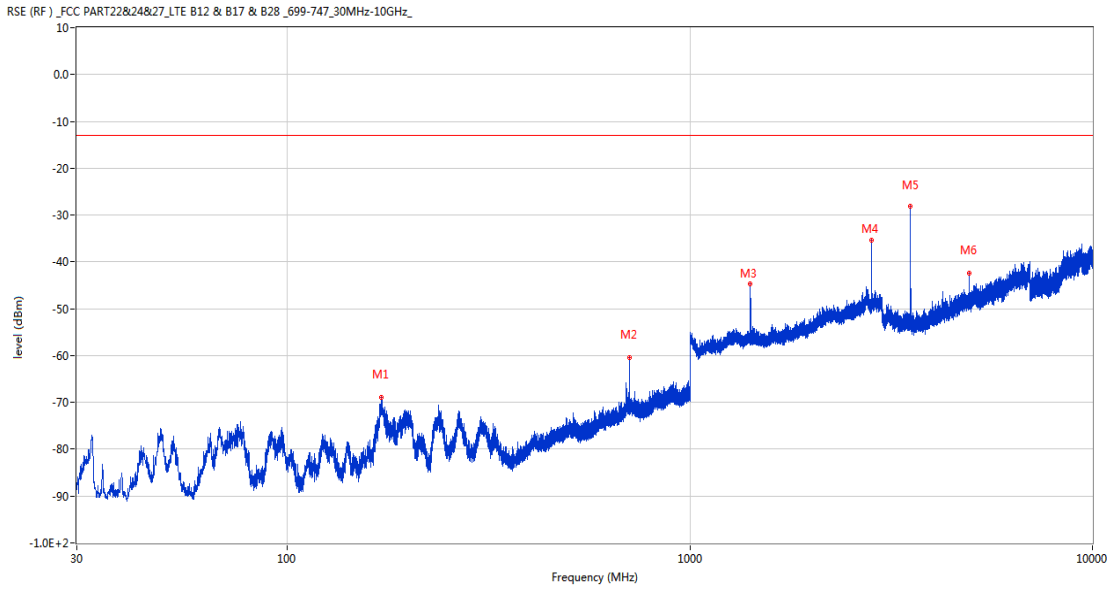
12.1 LTE Band 12 BW1.4, Middle Channel

RSE-H&H LTE Band 12 BW1.4 CH23095



Frequency (MHz)	Result (dBm)	Factor (dB)	PK Limit (dBm)	Over Limit (dB)	Table (o)	ANT	EUT	Verdict
197.665	-63.50	-17.20	-13.0	-50.50	286.00	Horizontal	Horizontal	Pass
707.060	-52.41	0.41	-13.0	-39.41	164.00	Horizontal	Horizontal	N/A
1414.000	-44.39	1.51	-13.0	-31.39	45.00	Horizontal	Horizontal	Pass
2828.200	-31.41	9.82	-13.0	-18.41	115.00	Horizontal	Horizontal	Pass
3535.200	-22.68	7.01	-13.0	-9.68	162.00	Horizontal	Horizontal	Pass
4242.200	-42.04	9.29	-13.0	-29.04	0.00	Horizontal	Horizontal	Pass

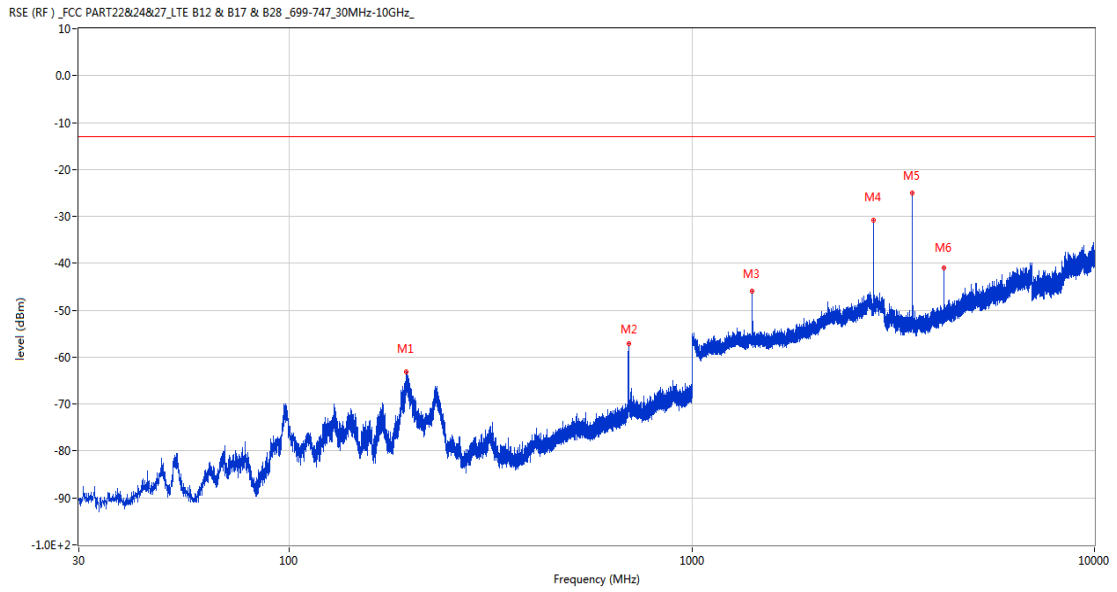
RSE-V&H LTE Band 12 BW1.4 CH23095



Frequency (MHz)	Result (dBm)	Factor (dB)	PK Limit (dBm)	Over Limit (dB)	Table (o)	ANT	EUT	Verdict
170.892	-68.94	-16.44	-13.0	-55.94	235.00	Vertical	Horizontal	Pass
707.011	-60.49	0.41	-13.0	-47.49	171.00	Vertical	Horizontal	N/A
1414.000	-44.66	1.51	-13.0	-31.66	93.00	Vertical	Horizontal	Pass
2828.200	-35.46	9.82	-13.0	-22.46	354.00	Vertical	Horizontal	Pass
3535.200	-28.06	7.01	-13.0	-15.06	246.00	Vertical	Horizontal	Pass
4949.000	-42.38	11.16	-13.0	-29.38	211.00	Vertical	Horizontal	Pass

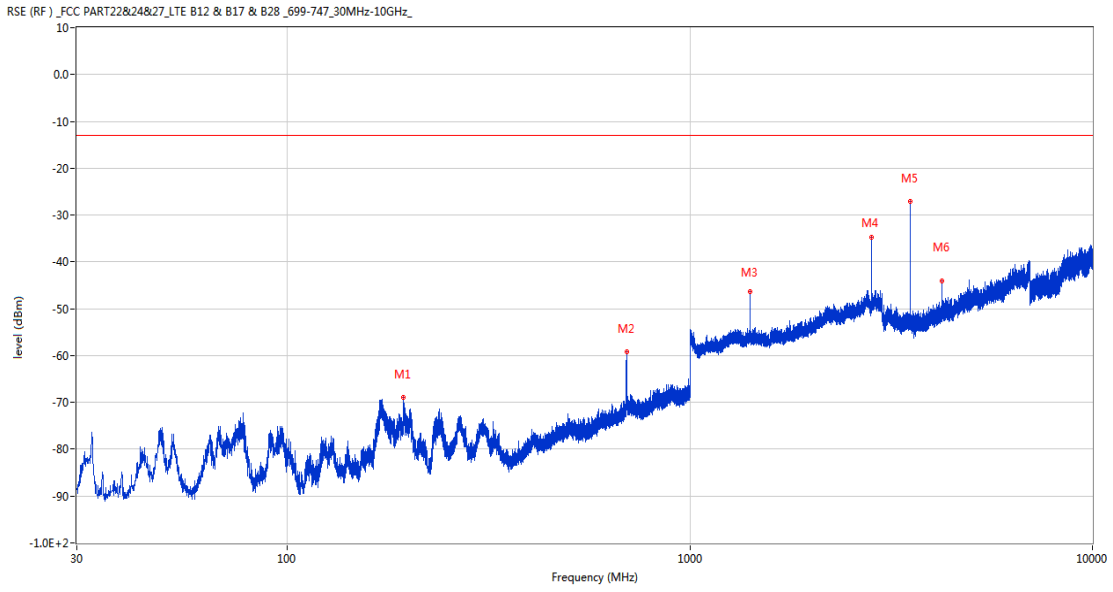
12.2 LTE Band 12 BW3, Middle Channel

RSE-H&H LTE Band 12 BW3 CH23095



Frequency (MHz)	Result (dBm)	Factor (dB)	PK Limit (dBm)	Over Limit (dB)	Table (o)	ANT	EUT	Verdict
195.288	-63.13	-15.54	-13.0	-50.13	292.00	Horizontal	Horizontal	Pass
696.729	-57.10	0.45	-13.0	-44.10	178.00	Horizontal	Horizontal	N/A
1412.500	-45.98	1.46	-13.0	-32.98	37.00	Horizontal	Horizontal	Pass
2824.800	-30.89	9.34	-13.0	-17.89	37.00	Horizontal	Horizontal	Pass
3531.400	-24.98	6.97	-13.0	-11.98	115.00	Horizontal	Horizontal	Pass
4237.600	-40.92	9.28	-13.0	-27.92	316.00	Horizontal	Horizontal	Pass

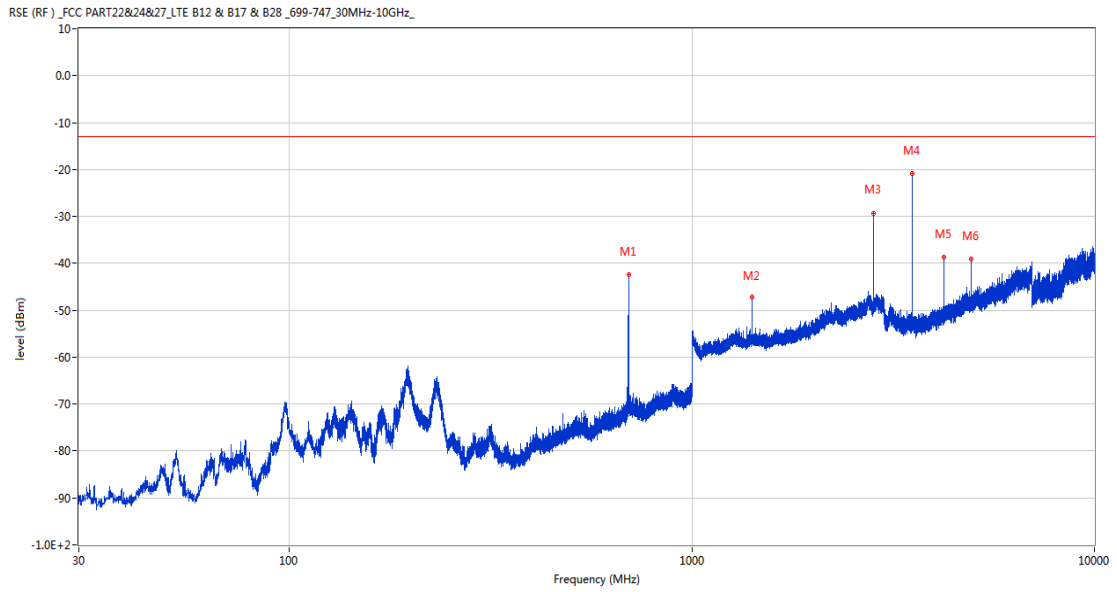
RSE-V&H LTE Band 12 BW3 CH23095



Frequency (MHz)	Result (dBm)	Factor (dB)	PK Limit (dBm)	Over Limit (dB)	Table (o)	ANT	EUT	Verdict
194.464	-69.02	-15.20	-13.0	-56.02	252.00	Vertical	Horizontal	Pass
696.342	-59.19	0.44	-13.0	-46.19	8.00	Vertical	Horizontal	N/A
1412.600	-46.39	1.46	-13.0	-33.39	105.00	Vertical	Horizontal	Pass
2824.700	-34.72	9.33	-13.0	-21.72	105.00	Vertical	Horizontal	Pass
3531.200	-27.04	6.95	-13.0	-14.04	239.00	Vertical	Horizontal	Pass
4237.000	-43.99	9.27	-13.0	-30.99	217.00	Vertical	Horizontal	Pass

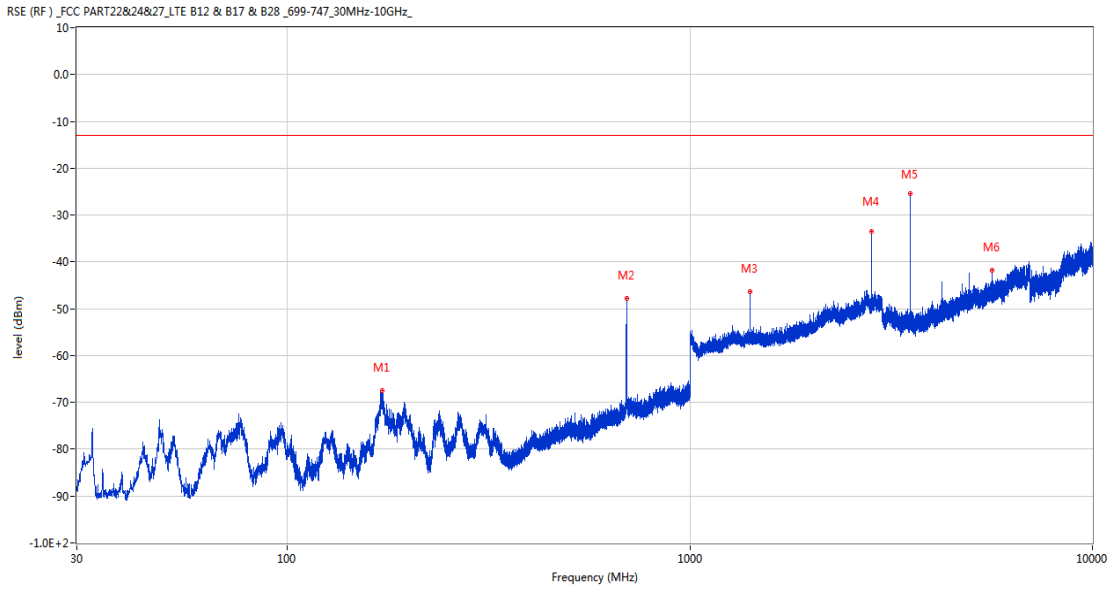
12.3 LTE Band 12 BW5, Middle Channel

RSE-H&H LTE Band 12 BW5 CH23095



Frequency (MHz)	Result (dBm)	Factor (dB)	PK Limit (dBm)	Over Limit (dB)	Table (o)	ANT	EUT	Verdict
696.729	-42.45	0.45	-13.0	-29.45	162.00	Horizontal	Horizontal	N/A
1410.700	-47.17	1.45	-13.0	-34.17	51.00	Horizontal	Horizontal	Pass
2821.300	-29.28	8.82	-13.0	-16.28	144.00	Horizontal	Horizontal	Pass
3526.800	-20.86	6.94	-13.0	-7.86	334.00	Horizontal	Horizontal	Pass
4232.000	-38.75	9.13	-13.0	-25.75	334.00	Horizontal	Horizontal	Pass
4937.200	-39.08	11.31	-13.0	-26.08	33.00	Horizontal	Horizontal	Pass

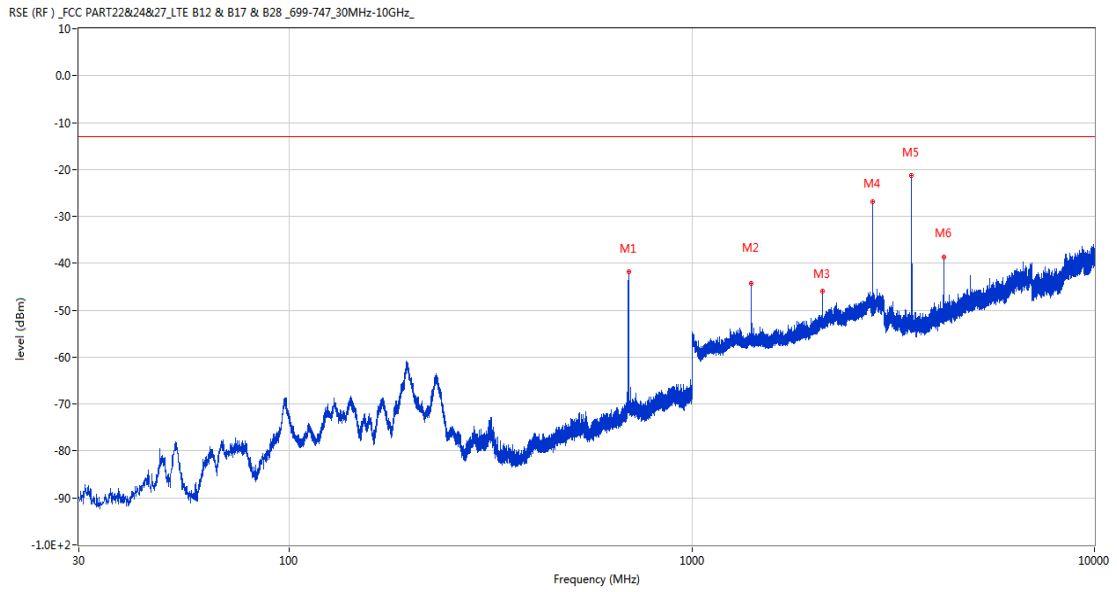
RSE-V&H LTE Band 12 BW5 CH23095



Frequency (MHz)	Result (dBm)	Factor (dB)	PK Limit (dBm)	Over Limit (dB)	Table (o)	ANT	EUT	Verdict
172.154	-67.48	-16.31	-13.0	-54.48	220.00	Vertical	Horizontal	Pass
696.729	-47.80	0.45	-13.0	-34.80	6.00	Vertical	Horizontal	N/A
1410.600	-46.39	1.46	-13.0	-33.39	104.00	Vertical	Horizontal	Pass
2821.400	-33.55	8.83	-13.0	-20.55	110.00	Vertical	Horizontal	Pass
3526.600	-25.47	6.94	-13.0	-12.47	188.00	Vertical	Horizontal	Pass
5642.800	-41.82	13.68	-13.0	-28.82	253.00	Vertical	Horizontal	Pass

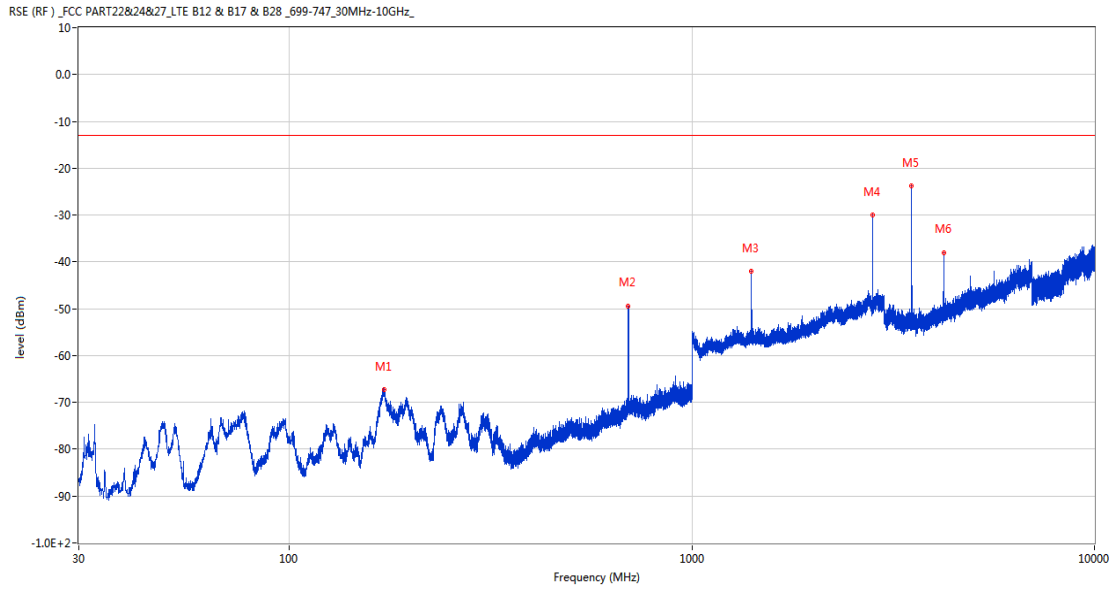
12.4 LTE Band 12 BW10, Middle Channel

RSE-H&H LTE Band 12 BW10 CH23095



Frequency (MHz)	Result (dBm)	Factor (dB)	PK Limit (dBm)	Over Limit (dB)	Table (o)	ANT	EUT	Verdict
696.099	-41.79	0.44	-13.0	-28.79	170.00	Horizontal	Horizontal	N/A
1406.100	-44.18	1.50	-13.0	-31.18	44.00	Horizontal	Horizontal	Pass
2109.200	-45.95	5.68	-13.0	-32.95	116.00	Horizontal	Horizontal	Pass
2812.300	-26.83	8.78	-13.0	-13.83	44.00	Horizontal	Horizontal	Pass
3515.400	-21.29	6.81	-13.0	-8.29	158.00	Horizontal	Horizontal	Pass
4218.400	-38.66	8.82	-13.0	-25.66	318.00	Horizontal	Horizontal	Pass

RSE-V&H LTE Band 12 BW10 CH23095

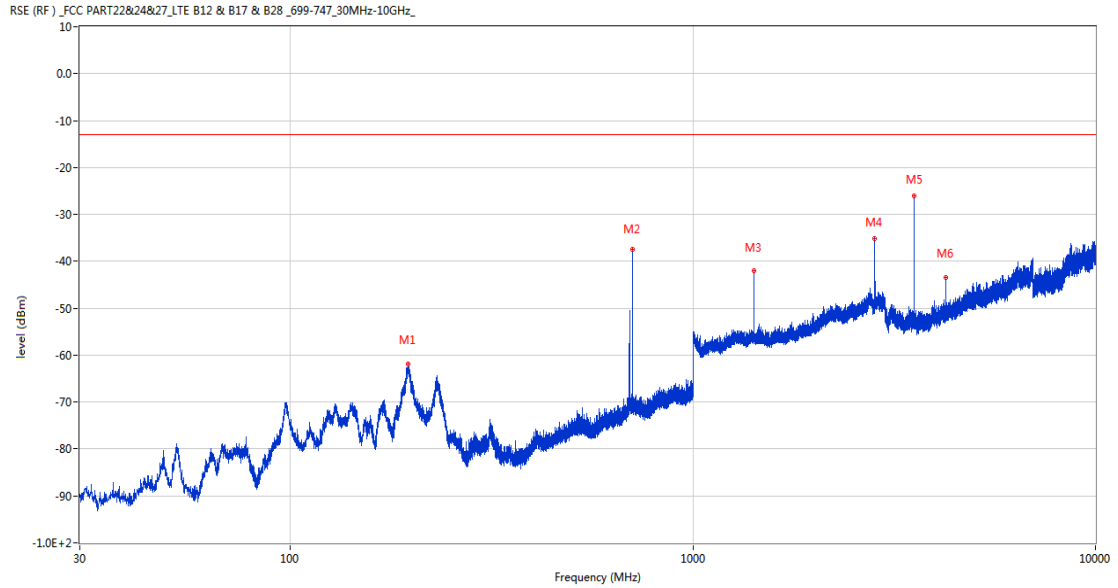


Frequency (MHz)	Result (dBm)	Factor (dB)	PK Limit (dBm)	Over Limit (dB)	Table (o)	ANT	EUT	Verdict
172.396	-67.27	-16.28	-13.0	-54.27	213.00	Vertical	Horizontal	Pass
695.614	-49.36	0.44	-13.0	-36.36	170.00	Vertical	Horizontal	N/A
1406.200	-41.98	1.50	-13.0	-28.98	94.00	Vertical	Horizontal	Pass
2812.300	-29.95	8.78	-13.0	-16.95	107.00	Vertical	Horizontal	Pass
3515.200	-23.73	6.82	-13.0	-10.73	184.00	Vertical	Horizontal	Pass
4218.600	-37.97	8.83	-13.0	-24.97	200.00	Vertical	Horizontal	Pass

13 LTE Band 17

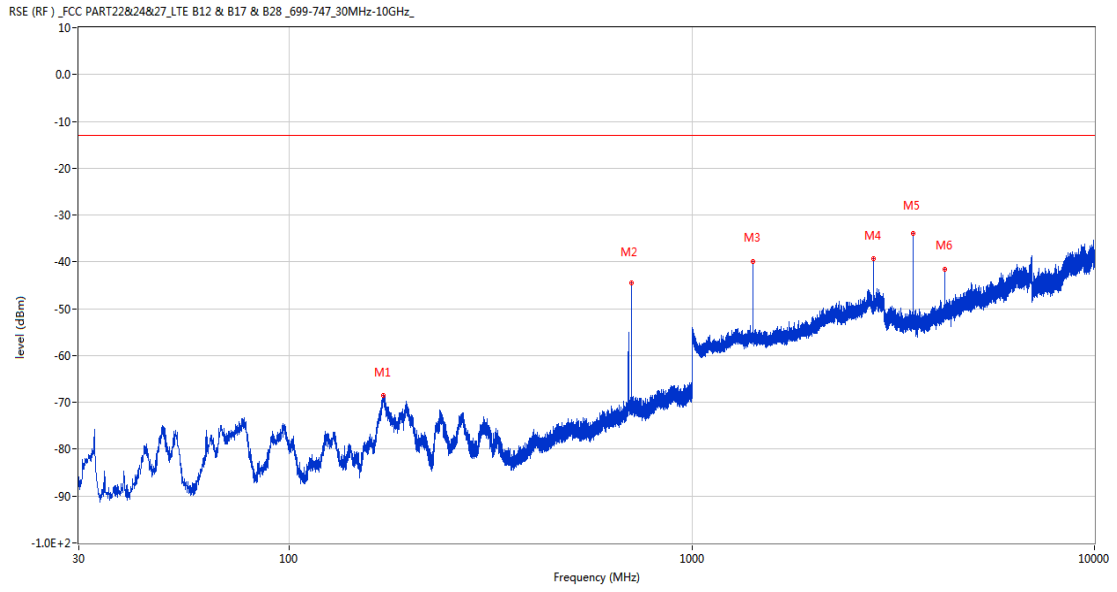
13.1 LTE Band 17 BW5, Middle Channel

RSE-H&H LTE Band 17 BW5 CH23790



Frequency (MHz)	Result (dBm)	Factor (dB)	PK Limit (dBm)	Over Limit (dB)	Table (o)	ANT	EUT	Verdict
196.258	-61.79	-16.24	-13.0	-48.79	289.00	Horizontal	Horizontal	Pass
707.836	-37.37	0.40	-13.0	-24.37	161.00	Horizontal	Horizontal	N/A
1415.600	-42.01	1.62	-13.0	-29.01	36.00	Horizontal	Horizontal	Pass
2831.300	-35.20	10.24	-13.0	-22.20	36.00	Horizontal	Horizontal	Pass
3539.000	-26.14	7.07	-13.0	-13.14	160.00	Horizontal	Horizontal	Pass
4247.000	-43.54	9.40	-13.0	-30.54	151.00	Horizontal	Horizontal	Pass

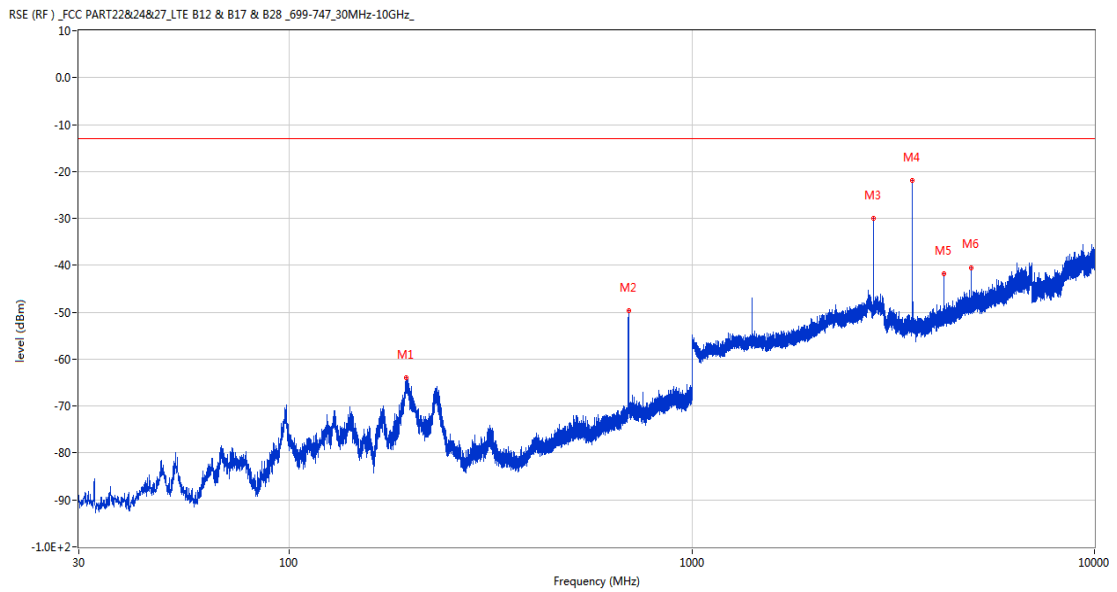
RSE-V&H LTE Band 17 BW5 CH23790



Frequency (MHz)	Result (dBm)	Factor (dB)	PK Limit (dBm)	Over Limit (dB)	Table (o)	ANT	EUT	Verdict
171.474	-68.57	-16.38	-13.0	-55.57	230.00	Vertical	Horizontal	Pass
707.836	-44.46	0.40	-13.0	-31.46	14.00	Vertical	Horizontal	N/A
1415.700	-39.83	1.62	-13.0	-26.83	85.00	Vertical	Horizontal	Pass
2831.300	-39.35	10.24	-13.0	-26.35	360.00	Vertical	Horizontal	Pass
3539.200	-33.84	7.06	-13.0	-20.84	356.00	Vertical	Horizontal	Pass
4246.800	-41.49	9.39	-13.0	-28.49	340.00	Vertical	Horizontal	Pass

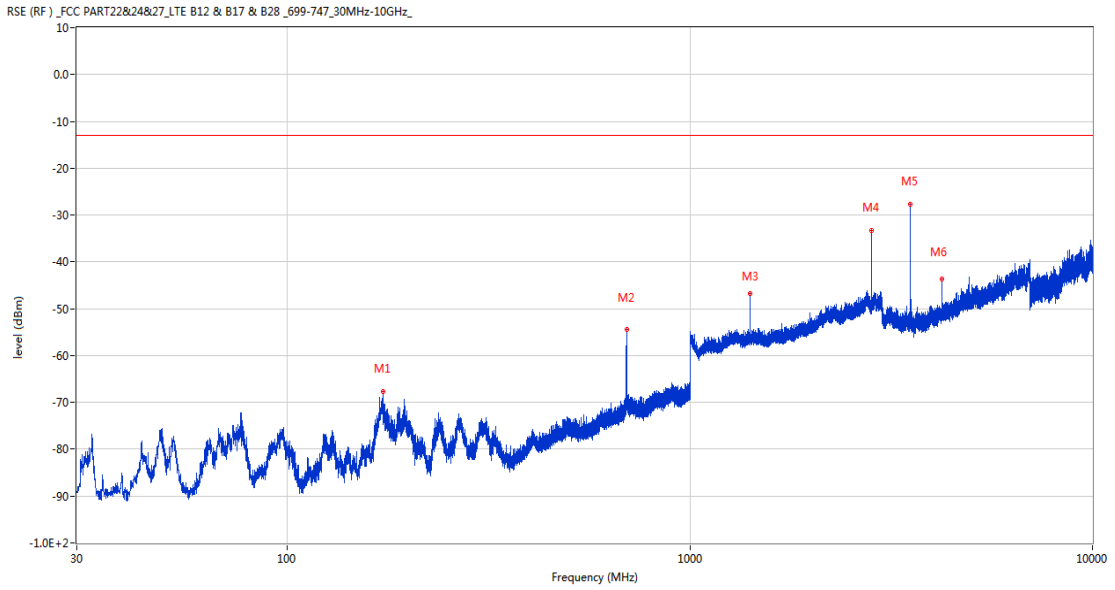
13.2 LTE Band 17 BW10, Middle Channel

RSE-H&H LTE Band 17 BW10 CH23790



Frequency (MHz)	Result (dBm)	Factor (dB)	PK Limit (dBm)	Over Limit (dB)	Table (o)	ANT	EUT	Verdict
195.094	-63.95	-15.38	-13.0	-50.95	286.00	Horizontal	Horizontal	Pass
696.972	-49.69	0.45	-13.0	-36.69	164.00	Horizontal	Horizontal	N/A
2822.300	-29.91	8.95	-13.0	-16.91	37.00	Horizontal	Horizontal	Pass
3527.800	-21.89	6.90	-13.0	-8.89	167.00	Horizontal	Horizontal	Pass
4233.600	-41.81	9.11	-13.0	-28.81	27.00	Horizontal	Horizontal	Pass
4939.000	-40.63	11.40	-13.0	-27.63	0.00	Horizontal	Horizontal	Pass

RSE-V&H LTE Band 17 BW10 CH23790

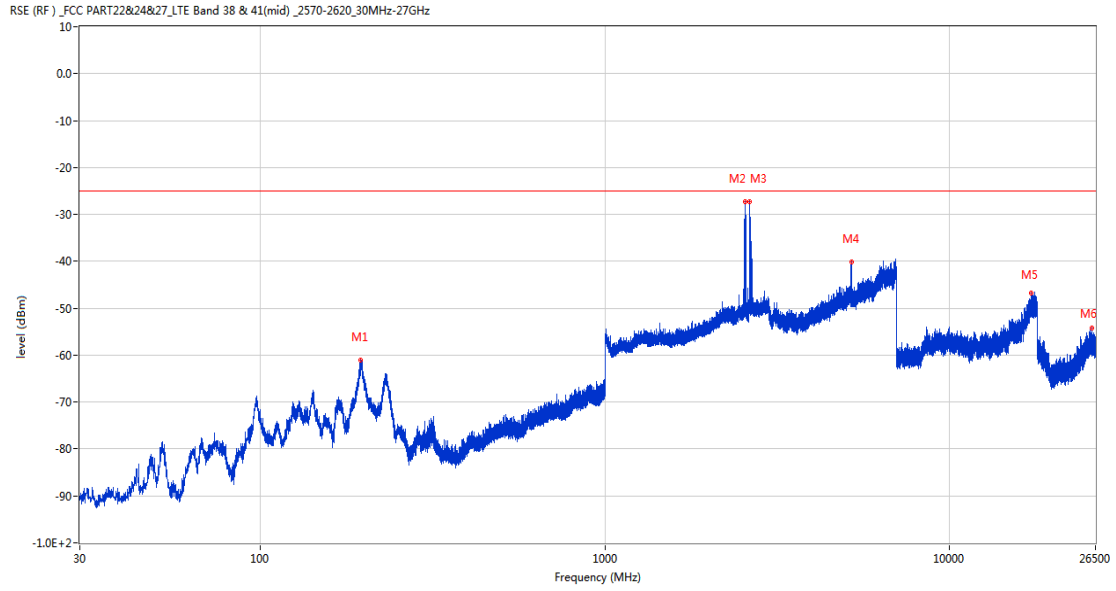


Frequency (MHz)	Result (dBm)	Factor (dB)	PK Limit (dBm)	Over Limit (dB)	Table (o)	ANT	EUT	Verdict
172.639	-67.69	-16.26	-13.0	-54.69	236.00	Vertical	Horizontal	Pass
695.953	-54.34	0.44	-13.0	-41.34	165.00	Vertical	Horizontal	N/A
1411.200	-46.71	1.45	-13.0	-33.71	103.00	Vertical	Horizontal	Pass
2822.100	-33.39	8.92	-13.0	-20.39	103.00	Vertical	Horizontal	Pass
3528.000	-28.35	6.90	-13.0	-15.35	360.00	Vertical	Horizontal	Pass
4233.200	-43.59	9.10	-13.0	-30.59	195.00	Vertical	Horizontal	Pass

14 LTE Band 38

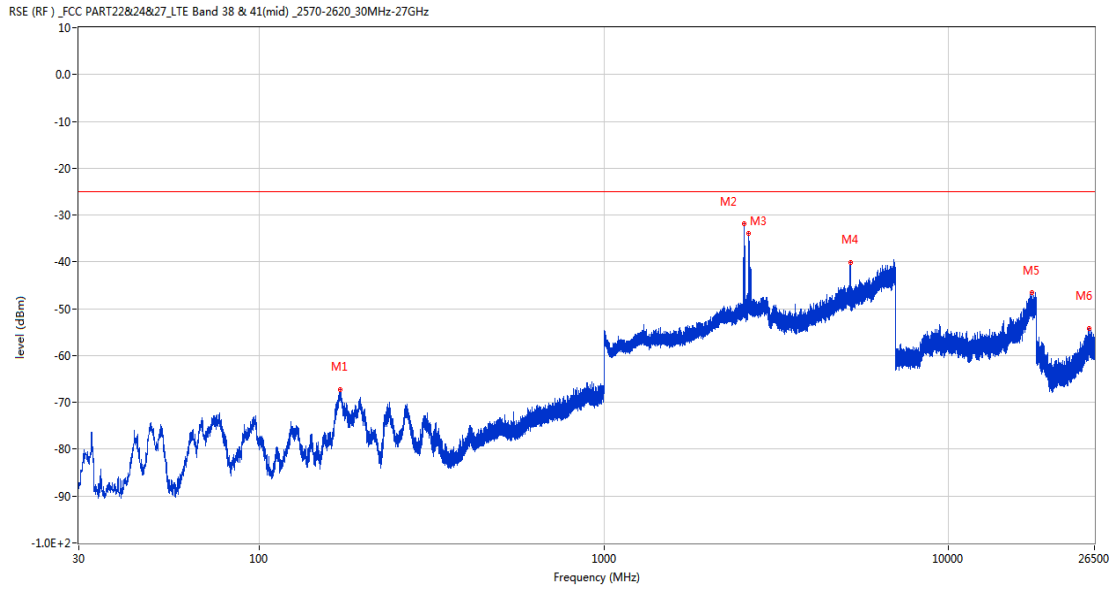
14.1 LTE Band 38 BW5, Middle Channel

RSE-H&H LTE Band 38 BW5 CH38000



Frequency (MHz)	Result (dBm)	Factor (dB)	PK Limit (dBm)	Over Limit (dB)	Table (o)	ANT	EUT	Verdict
196.112	-61.15	-16.11	-25.0	-36.15	295.00	Horizontal	Horizontal	Pass
2553.500	-27.34	8.03	-25.0	-2.34	114.00	Horizontal	Horizontal	N/A
2631.500	-27.20	8.97	-25.0	-2.20	48.00	Horizontal	Horizontal	N/A
5185.600	-40.07	12.40	-25.0	-15.07	0.00	Horizontal	Horizontal	Pass
17225.886	-46.67	27.60	-25.0	-21.67	360.00	Horizontal	Horizontal	Pass
25946.225	-54.21	24.34	-25.0	-29.21	10.00	Horizontal	Horizontal	Pass

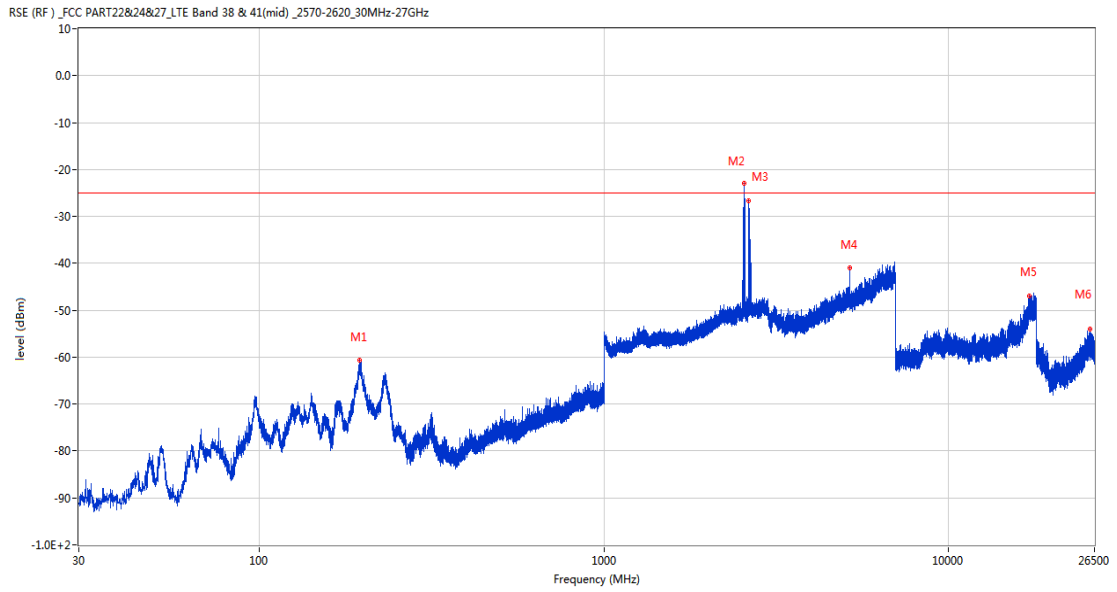
RSE-V&H LTE Band 38 BW5 CH38000



Frequency (MHz)	Result (dBm)	Factor (dB)	PK Limit (dBm)	Over Limit (dB)	Table (o)	ANT	EUT	Verdict
172.202	-67.17	-16.21	-25.0	-42.17	219.00	Vertical	Horizontal	Pass
2554.400	-31.91	8.05	-25.0	-6.91	245.00	Vertical	Horizontal	N/A
2629.600	-33.96	8.99	-25.0	-8.96	219.00	Vertical	Horizontal	N/A
5185.800	-40.23	12.39	-25.0	-15.23	42.00	Vertical	Horizontal	Pass
17434.051	-46.59	27.41	-25.0	-21.59	0.00	Vertical	Horizontal	Pass
25584.126	-54.20	24.22	-25.0	-29.20	108.00	Vertical	Horizontal	Pass

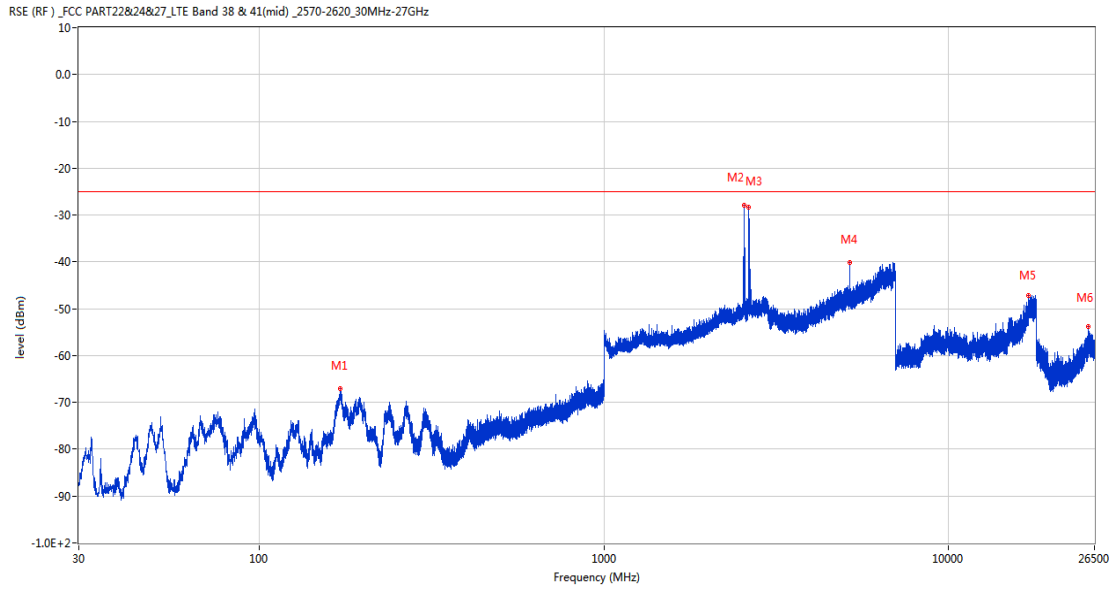
14.2 LTE Band 38 BW10, Middle Channel

RSE-H&H LTE Band 38 BW10 CH38000



Frequency (MHz)	Result (dBm)	Factor (dB)	PK Limit (dBm)	Over Limit (dB)	Table (o)	ANT	EUT	Verdict
196.016	-60.62	-16.05	-25.0	-35.62	269.00	Horizontal	Horizontal	Pass
2557.700	-22.92	8.08	-25.0	2.08	42.00	Horizontal	Horizontal	N/A
2627.700	-26.59	8.96	-25.0	-1.59	51.00	Horizontal	Horizontal	N/A
5181.000	-41.05	12.55	-25.0	-16.05	0.00	Horizontal	Horizontal	Pass
17180.475	-47.06	27.31	-25.0	-22.06	145.00	Horizontal	Horizontal	Pass
25663.599	-54.05	24.25	-25.0	-29.05	141.00	Horizontal	Horizontal	Pass

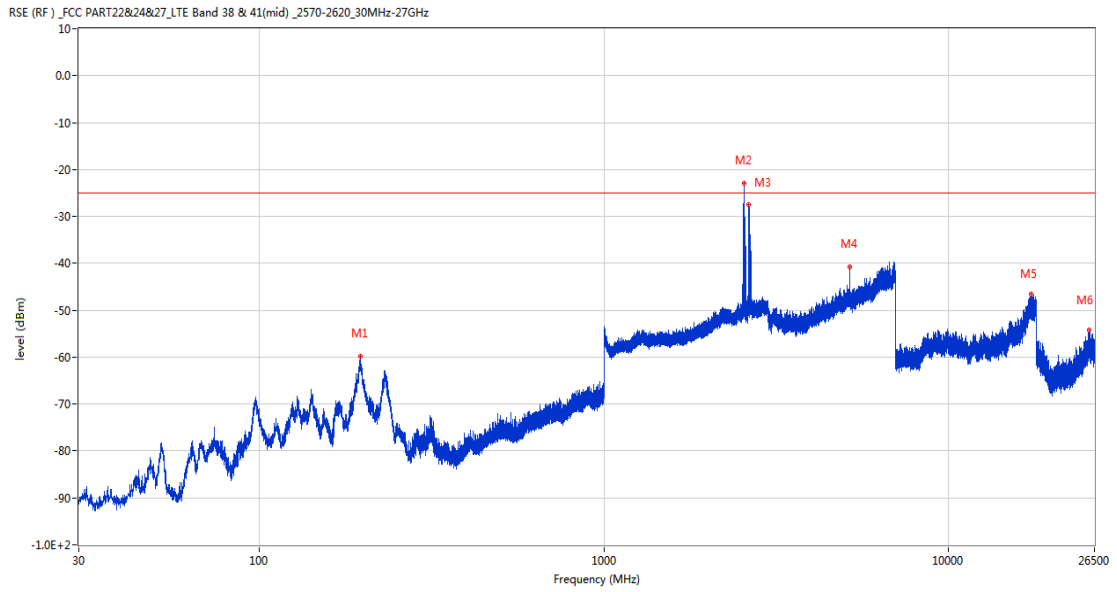
RSE-V&H LTE Band 38 BW10 CH38000



Frequency (MHz)	Result (dBm)	Factor (dB)	PK Limit (dBm)	Over Limit (dB)	Table (o)	ANT	EUT	Verdict
171.814	-67.12	-16.26	-25.0	-42.12	230.00	Vertical	Horizontal	Pass
2559.700	-27.99	8.11	-25.0	-2.99	255.00	Vertical	Horizontal	N/A
2628.900	-28.38	8.98	-25.0	-3.38	119.00	Vertical	Horizontal	N/A
5181.000	-40.19	12.55	-25.0	-15.19	55.00	Vertical	Horizontal	Pass
17071.537	-47.26	27.03	-25.0	-22.26	-3.00	Vertical	Horizontal	Pass
25431.550	-53.89	24.17	-25.0	-28.89	66.00	Vertical	Horizontal	Pass

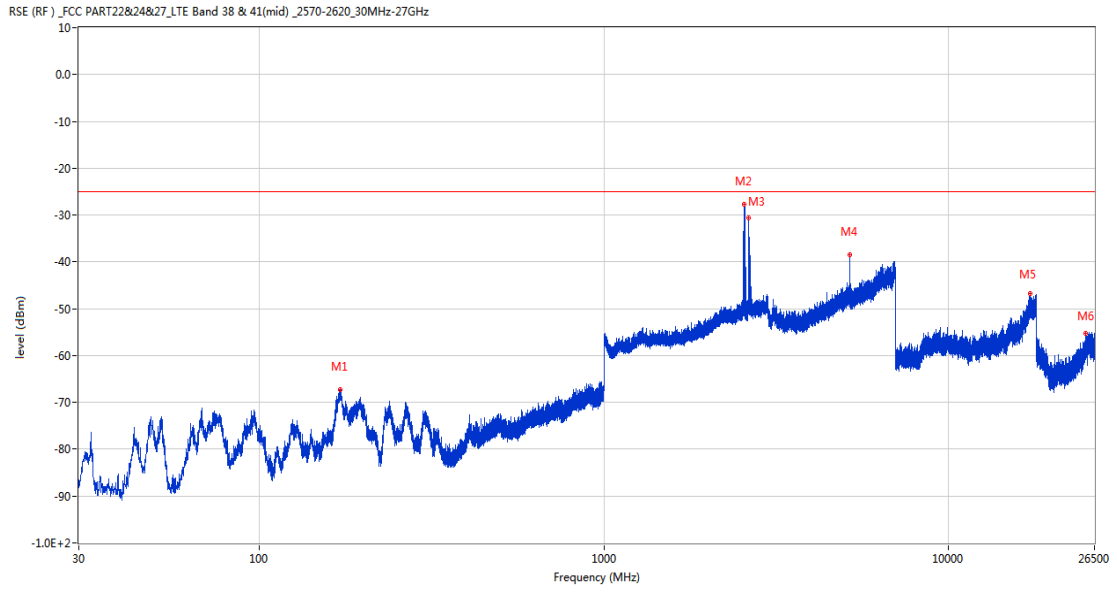
14.3 LTE Band 38 BW15, Middle Channel

RSE-H&H LTE Band 38 BW15 CH38000



Frequency (MHz)	Result (dBm)	Factor (dB)	PK Limit (dBm)	Over Limit (dB)	Table (o)	ANT	EUT	Verdict
196.646	-59.81	-16.47	-25.0	-34.81	279.00	Horizontal	Horizontal	Pass
2558.900	-22.92	8.10	-25.0	2.08	43.00	Horizontal	Horizontal	N/A
2634.600	-27.44	8.86	-25.0	-2.44	53.00	Horizontal	Horizontal	N/A
5176.800	-40.70	12.63	-25.0	-15.70	0.00	Horizontal	Horizontal	Pass
17347.162	-46.59	27.71	-25.0	-21.59	84.00	Horizontal	Horizontal	Pass
25576.901	-54.30	24.22	-25.0	-29.30	145.00	Horizontal	Horizontal	Pass

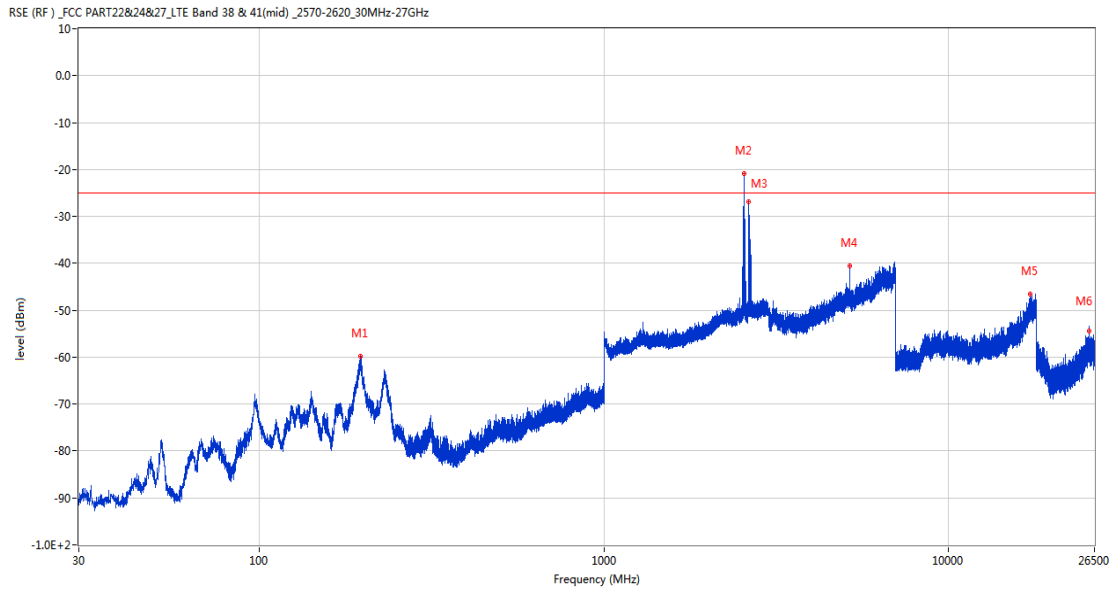
RSE-V&H LTE Band 38 BW15 CH38000



Frequency (MHz)	Result (dBm)	Factor (dB)	PK Limit (dBm)	Over Limit (dB)	Table (o)	ANT	EUT	Verdict
171.814	-67.28	-16.26	-25.0	-42.28	222.00	Vertical	Horizontal	Pass
2558.800	-27.80	8.10	-25.0	-2.80	198.00	Vertical	Horizontal	N/A
2628.800	-30.64	8.98	-25.0	-5.64	209.00	Vertical	Horizontal	N/A
5176.600	-38.44	12.65	-25.0	-13.44	60.00	Vertical	Horizontal	Pass
17263.688	-46.76	27.67	-25.0	-21.76	63.00	Vertical	Horizontal	Pass
25050.325	-55.34	24.05	-25.0	-30.34	193.00	Vertical	Horizontal	Pass

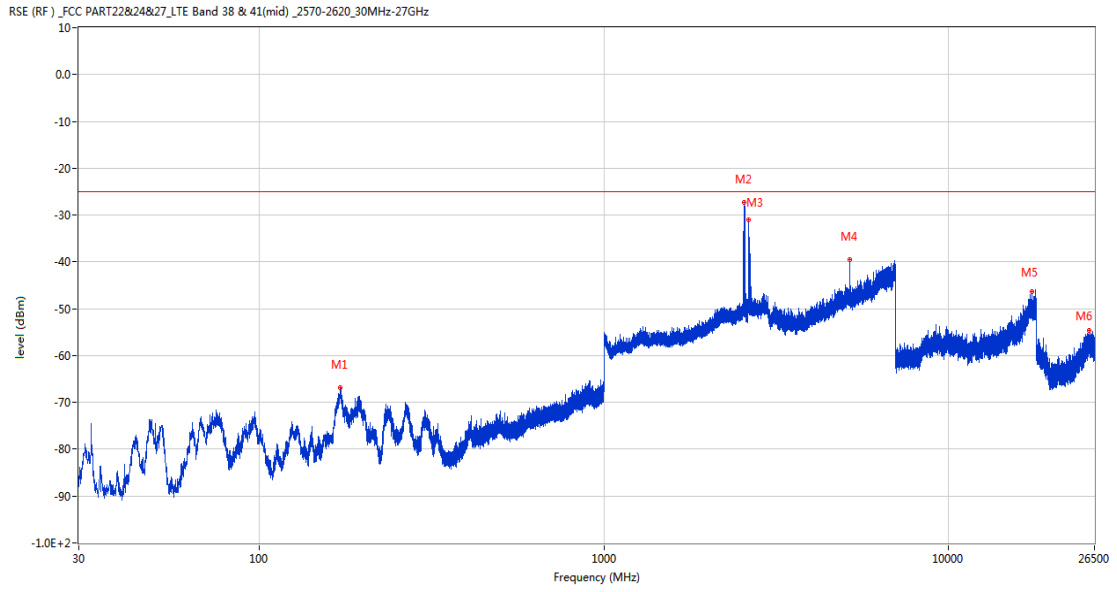
14.4 LTE Band 38 BW20, Middle Channel

RSE-H&H LTE Band 38 BW20 CH38000



Frequency (MHz)	Result (dBm)	Factor (dB)	PK Limit (dBm)	Over Limit (dB)	Table (o)	ANT	EUT	Verdict
196.694	-59.81	-16.50	-25.0	-34.81	298.00	Horizontal	Horizontal	Pass
2559.800	-20.93	8.11	-25.0	4.07	96.00	Horizontal	Horizontal	N/A
2628.200	-26.79	8.97	-25.0	-1.79	105.00	Horizontal	Horizontal	N/A
5172.000	-40.55	12.62	-25.0	-15.55	347.00	Horizontal	Horizontal	Pass
17297.025	-46.60	27.32	-25.0	-21.60	359.00	Horizontal	Horizontal	Pass
25656.375	-54.33	24.24	-25.0	-29.33	360.00	Horizontal	Horizontal	Pass

RSE-V&H LTE Band 38 BW20 CH38000

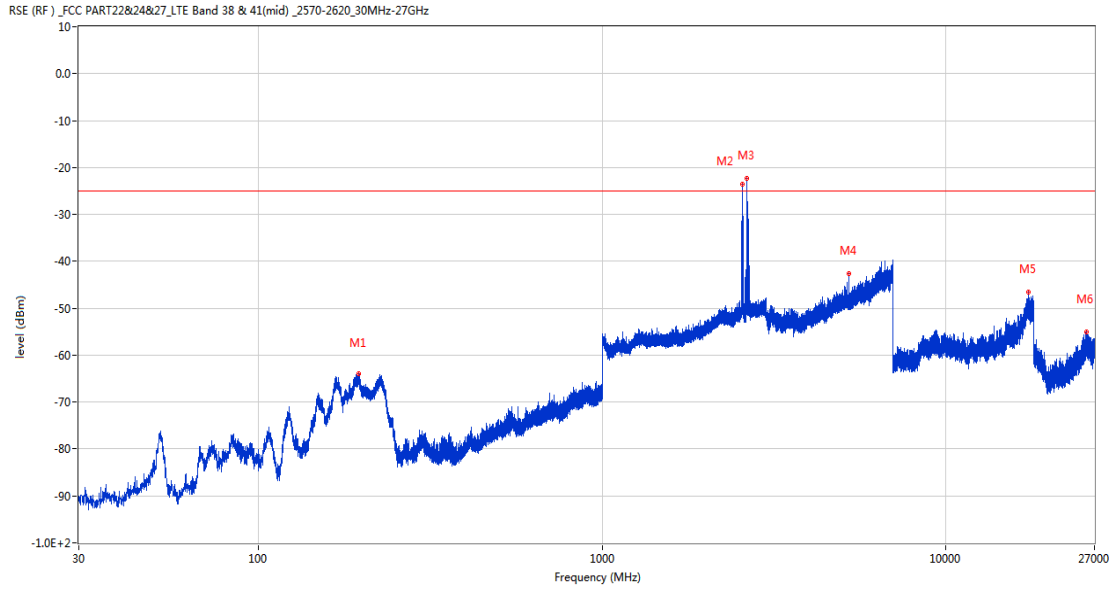


Frequency (MHz)	Result (dBm)	Factor (dB)	PK Limit (dBm)	Over Limit (dB)	Table (o)	ANT	EUT	Verdict
171.960	-66.92	-16.24	-25.0	-41.92	203.00	Vertical	Horizontal	Pass
2558.200	-27.33	8.09	-25.0	-2.33	235.00	Vertical	Horizontal	N/A
2627.300	-30.98	8.95	-25.0	-5.98	111.00	Vertical	Horizontal	N/A
5172.000	-39.45	12.62	-25.0	-14.45	51.00	Vertical	Horizontal	Pass
17484.188	-46.38	27.40	-25.0	-21.38	46.00	Vertical	Horizontal	Pass
25509.325	-54.61	24.20	-25.0	-29.61	281.00	Vertical	Horizontal	Pass

15 LTE Band 41

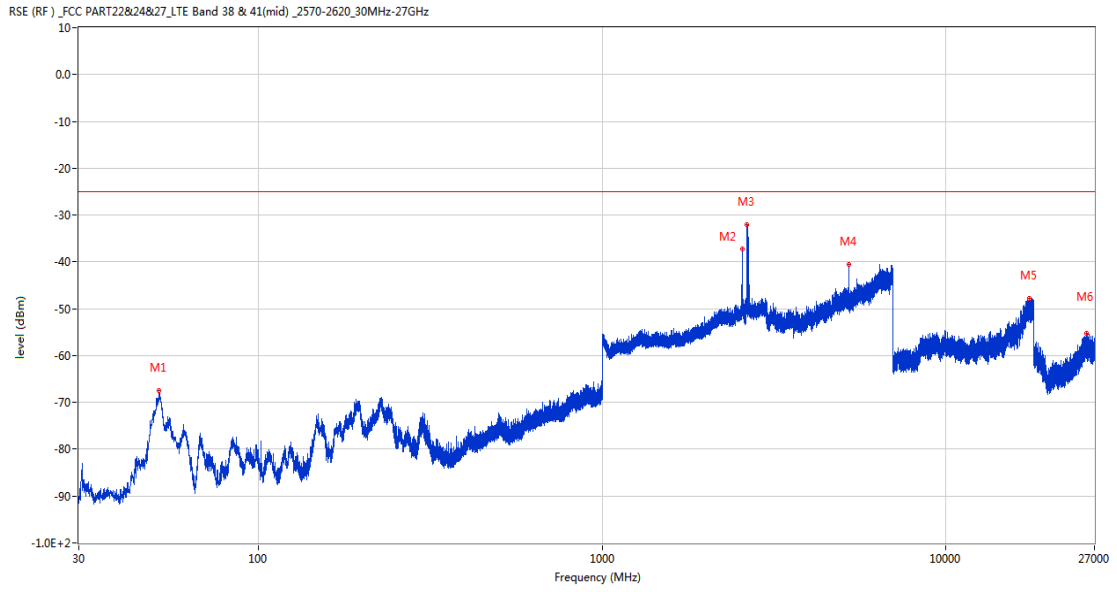
15.1 LTE Band 41 BW5, Middle Channel

RSE-H&H LTE Band 41 BW5 CH40740



Frequency (MHz)	Result (dBm)	Factor (dB)	PK Limit (dBm)	Over Limit (dB)	Table (o)	ANT	EUT	Verdict
195.482	-64.05	-15.65	-25.0	-39.05	52.00	Horizontal	Horizontal	Pass
2559.700	-23.63	8.11	-25.0	1.37	17.00	Horizontal	Horizontal	N/A
2630.400	-22.27	9.00	-25.0	2.73	339.00	Horizontal	Horizontal	N/A
5205.400	-42.68	12.44	-25.0	-17.68	305.00	Horizontal	Horizontal	Pass
17395.988	-46.48	26.83	-25.0	-21.48	177.00	Horizontal	Horizontal	Pass
25556.400	-55.10	24.21	-25.0	-30.10	193.00	Horizontal	Horizontal	Pass

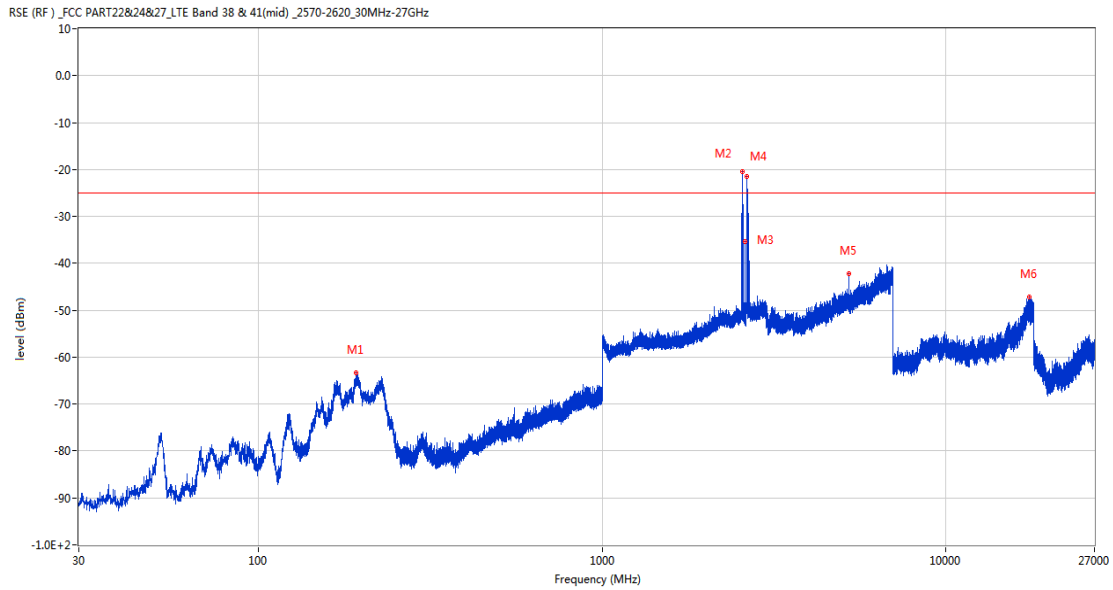
RSE-V&H LTE Band 41 BW5 CH40740



Frequency (MHz)	Result (dBm)	Factor (dB)	PK Limit (dBm)	Over Limit (dB)	Table (o)	ANT	EUT	Verdict
51.340	-67.44	-17.36	-25.0	-42.44	339.00	Vertical	Horizontal	Pass
2560.800	-37.26	8.12	-25.0	-12.26	68.00	Vertical	Horizontal	N/A
2631.900	-32.15	8.94	-25.0	-7.15	4.00	Vertical	Horizontal	N/A
5205.600	-40.54	12.46	-25.0	-15.54	322.00	Vertical	Horizontal	Pass
17421.976	-47.73	27.18	-25.0	-22.73	360.00	Vertical	Horizontal	Pass
25550.100	-55.35	24.21	-25.0	-30.35	124.00	Vertical	Horizontal	Pass

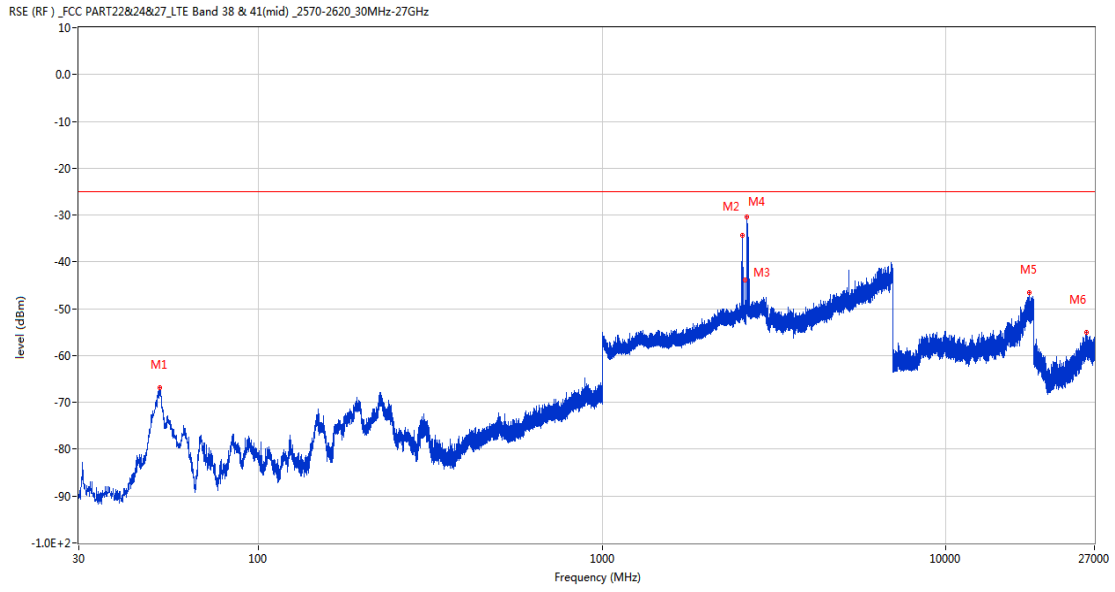
15.2 LTE Band 41 BW10, Middle Channel

RSE-H&H LTE Band 41 BW10 CH40740



Frequency (MHz)	Result (dBm)	Factor (dB)	PK Limit (dBm)	Over Limit (dB)	Table (o)	ANT	EUT	Verdict
191.893	-63.26	-14.91	-25.0	-38.26	29.00	Horizontal	Horizontal	Pass
2557.900	-20.50	8.09	-25.0	4.50	22.00	Horizontal	Horizontal	N/A
2600.500	-35.32	8.58	-25.0	-10.32	37.00	Horizontal	Horizontal	N/A
2630.800	-21.42	9.00	-25.0	3.58	27.00	Horizontal	Horizontal	N/A
5201.200	-42.25	12.37	-25.0	-17.25	289.00	Horizontal	Horizontal	Pass
17479.199	-47.10	27.49	-25.0	-22.10	218.00	Horizontal	Horizontal	Pass

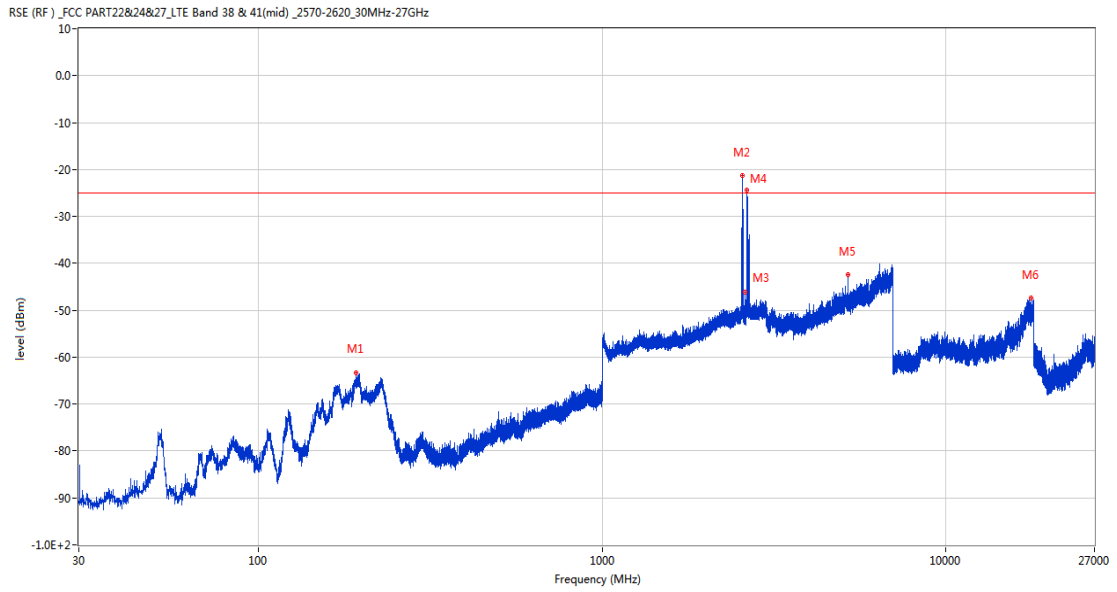
RSE-V&H LTE Band 41 BW10 CH40740



Frequency (MHz)	Result (dBm)	Factor (dB)	PK Limit (dBm)	Over Limit (dB)	Table (o)	ANT	EUT	Verdict
51.728	-66.83	-17.26	-25.0	-41.83	22.00	Vertical	Horizontal	Pass
2559.300	-34.33	8.10	-25.0	-9.33	301.00	Vertical	Horizontal	N/A
2600.500	-43.96	8.58	-25.0	-18.96	0.00	Vertical	Horizontal	N/A
2626.900	-30.37	8.95	-25.0	-5.37	84.00	Vertical	Horizontal	N/A
17457.412	-46.65	27.60	-25.0	-21.65	124.00	Vertical	Horizontal	Pass
25641.900	-54.98	24.24	-25.0	-29.98	231.00	Vertical	Horizontal	Pass

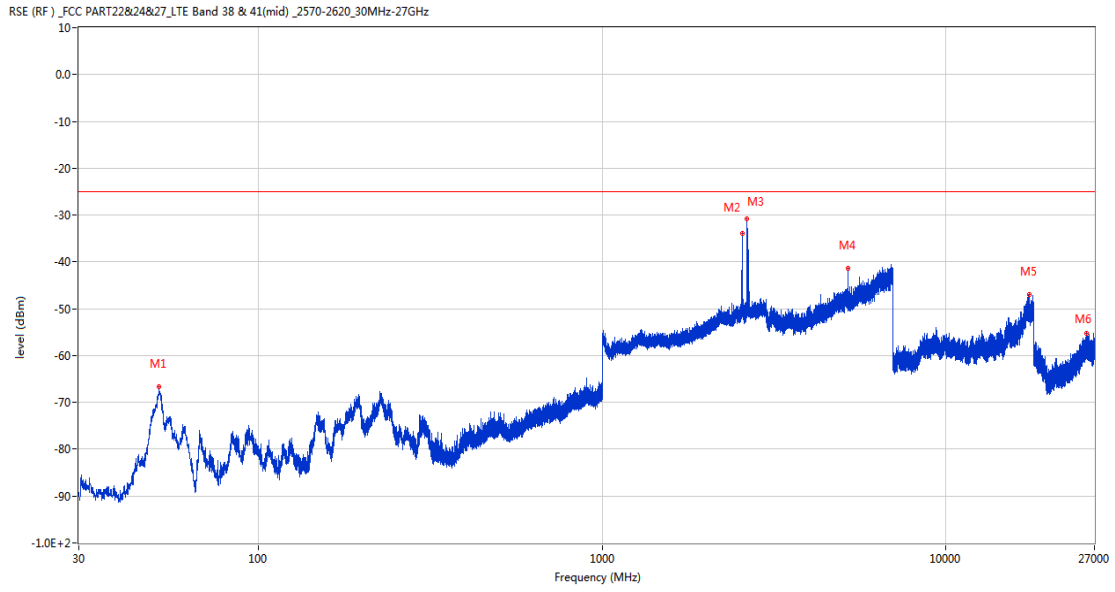
15.3 LTE Band 41 BW15, Middle Channel

RSE-H&H LTE Band 41 BW15 CH40740



Frequency (MHz)	Result (dBm)	Factor (dB)	PK Limit (dBm)	Over Limit (dB)	Table (o)	ANT	EUT	Verdict
191.990	-63.35	-14.91	-25.0	-38.35	49.00	Horizontal	Horizontal	Pass
2558.100	-21.28	8.09	-25.0	3.72	356.00	Horizontal	Horizontal	N/A
2598.200	-46.20	8.56	-25.0	-21.20	41.00	Horizontal	Horizontal	N/A
2633.300	-24.44	8.85	-25.0	0.56	346.00	Horizontal	Horizontal	N/A
5196.800	-42.51	12.18	-25.0	-17.51	311.00	Horizontal	Horizontal	Pass
17683.687	-47.40	27.52	-25.0	-22.40	246.00	Horizontal	Horizontal	Pass

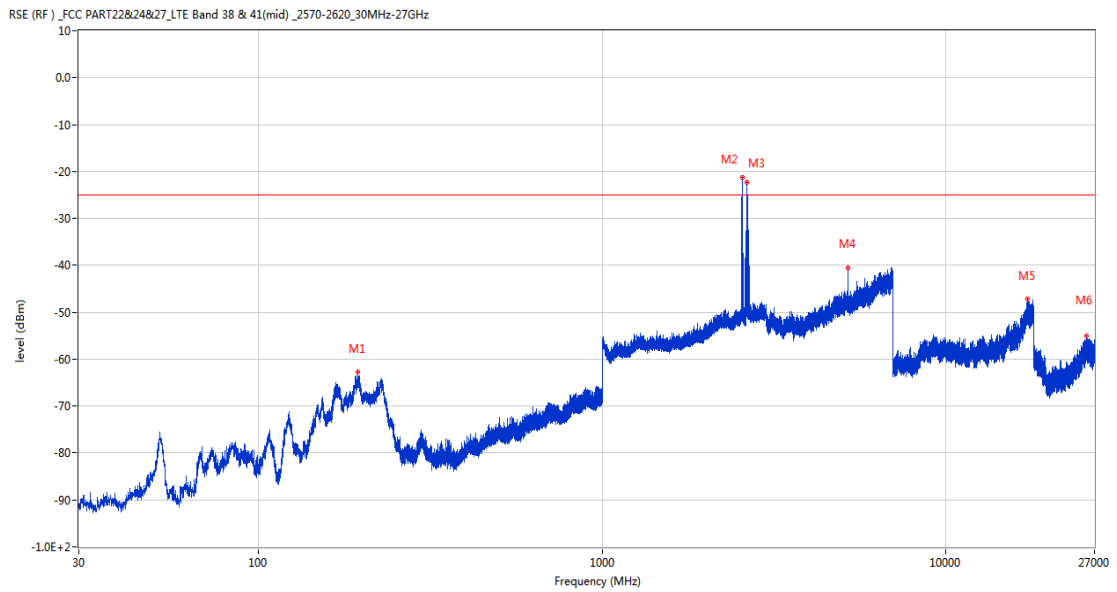
RSE-V&H LTE Band 41 BW15 CH40740



Frequency (MHz)	Result (dBm)	Factor (dB)	PK Limit (dBm)	Over Limit (dB)	Table (o)	ANT	EUT	Verdict
51.340	-66.58	-17.36	-25.0	-41.58	8.00	Vertical	Horizontal	Pass
2553.500	-33.93	8.03	-25.0	-8.93	76.00	Vertical	Horizontal	N/A
2627.900	-30.85	8.96	-25.0	-5.85	359.00	Vertical	Horizontal	N/A
5196.600	-41.33	12.19	-25.0	-16.33	304.00	Vertical	Horizontal	Pass
17453.214	-47.07	27.66	-25.0	-22.07	243.00	Vertical	Horizontal	Pass
25547.850	-55.30	24.21	-25.0	-30.30	270.00	Vertical	Horizontal	Pass

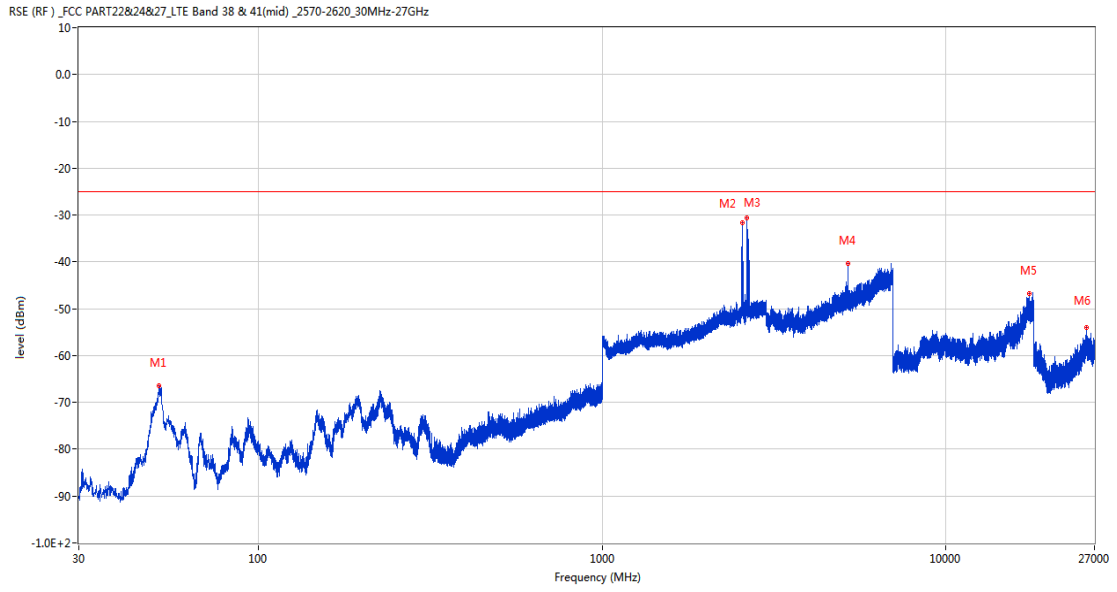
15.4 LTE Band 41 BW20, Middle Channel

RSE-H&H LTE Band 41 BW20 CH40740



Frequency (MHz)	Result (dBm)	Factor (dB)	PK Limit (dBm)	Over Limit (dB)	Table (o)	ANT	EUT	Verdict
194.366	-62.61	-15.13	-25.0	-37.61	57.00	Horizontal	Horizontal	Pass
2556.500	-21.31	8.07	-25.0	3.69	43.00	Horizontal	Horizontal	N/A
2626.800	-22.27	8.95	-25.0	2.73	16.00	Horizontal	Horizontal	N/A
5192.000	-40.55	12.32	-25.0	-15.55	310.00	Horizontal	Horizontal	Pass
17231.137	-47.16	27.68	-25.0	-22.16	96.00	Horizontal	Horizontal	Pass
25579.801	-55.11	24.22	-25.0	-30.11	328.00	Horizontal	Horizontal	Pass

RSE-V&H LTE Band 41 BW20 CH40740



Frequency (MHz)	Result (dBm)	Factor (dB)	PK Limit (dBm)	Over Limit (dB)	Table (o)	ANT	EUT	Verdict
51.389	-66.38	-17.35	-25.0	-41.38	74.00	Vertical	Horizontal	Pass
2557.900	-31.61	8.09	-25.0	-6.61	0.00	Vertical	Horizontal	N/A
2632.400	-30.55	8.90	-25.0	-5.55	0.00	Vertical	Horizontal	N/A
5192.200	-40.36	12.33	-25.0	-15.36	309.00	Vertical	Horizontal	Pass
17454.262	-46.85	27.65	-25.0	-21.85	-2.00	Vertical	Horizontal	Pass
25606.801	-54.09	24.23	-25.0	-29.09	237.00	Vertical	Horizontal	Pass