

# EV6983 - SMART MAGNETIC WIRELESS EARPHONES

# NAME WIRELESS EARPHONES AS "EV-BT-EP"

Front



## SMART MAGNETIC WIRELESS EARPHONES USER MANUAL

### FOR USE WITH BLUETOOTH® ENABLED DEVICES

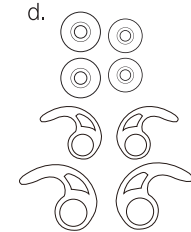

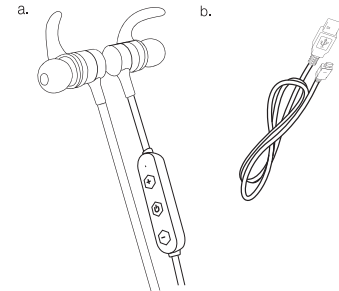
**Charging time: up to 2 hours.**  
**In use time: 4 hours.**  
**Stand by time: up to 120 hours**  
**Max distance used: up to 33 ft**  
**Bluetooth version: v4.2**

### ITEM DESCRIPTION

Thank you for purchasing the EVERLAST® SMART MAGNETIC WIRELESS EARPHONES. For best use of this device, we recommend carefully reading this user manual and keeping it for your records.

### Package contains:

- Smart magnetic wireless earphones
- USB charging cable
- User manual
- Two pair extra ear cushions and earhooks



### FCC Information

This device complies with Part 15 of the FCC rules. Operation is subject to the following two conditions: (1) this device may not cause harmful interference, and (2) this device must accept any interference received, including interference that may cause undesired operation. Federal Communications Commission (FCC) Statement This Equipment has been tested and found to comply with the limits for a Class B digital device, pursuant to Part 15 of the FCC rules. These limits are designed to provide reasonable protection against harmful interference in a residential installation. This equipment generates, uses and can radiate radio frequency energy and, if not installed and used in accordance with the instructions, may cause harmful interference to radio communications. However, there is no guarantee that interference will not occur in a particular installation. If this equipment does cause harmful interference to radio or television reception, which can be determined by turning the equipment off and on, the user is encouraged to try to correct the interference by one or more of the following measures:

- Reorient or relocate the receiving antenna.
- Increase the separation between the equipment and receiver.
- Connect the equipment into an outlet on a circuit different from that to which the receiver is connected.
- Consult the dealer or an experienced radio/TV technician for help.

Warning: Changes or modifications to this unit not expressly approved by the party responsible for compliance could void the user authority to operate the equipment. Tested to comply with FCC standard. FOR HOME OR OFFICE USE.

FCC ID: 2AML6KR6983

### Warning :

This equipment complies with FCC RF radiation exposure limits set forth for an uncontrolled environment. This device and its antenna(s) must not be co-located or conjunction with any other antenna or transmitter.

### Battery information

Your device is powered by a rechargeable battery. The full performance of a new battery is achieved only after two to three complete charge and discharge cycles. The battery can be charged and discharged hundreds of times, but it will eventually wear out.

Do not leave a fully charged battery connected to a charger, overcharging may shorten its lifetime. If left unused, a fully charged battery will lose its charge over time. Never use any charger that is damaged.

Leaving the device in hot or cold places will reduce the capacity and lifetime of the battery. Optimal temperature for the battery is between 15°C and 25°C (59°F and 77°F). A device with a hot or cold battery may not work temporarily, even when the battery is fully charged.

Do not dispose of batteries in a fire as they may explode. Batteries may also explode if damaged. Always dispose of batteries according to local regulations. Please recycle. Do not dispose as household waste.



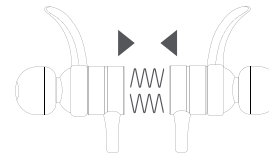
**BATTERY CAUTION:** Do not disassemble, short circuit, or expose to fire or high temperature. Properly connect specified devices. Recycle battery according to local, state and national regulations.

Bluetooth® is a registered trademark of Bluetooth SIG, Inc. All other trademarks are property of their respective companies.



It may damage your hearing if you listen with high volume for a long time. It is recommended you use the lowest volume possible for listening to music.

Back

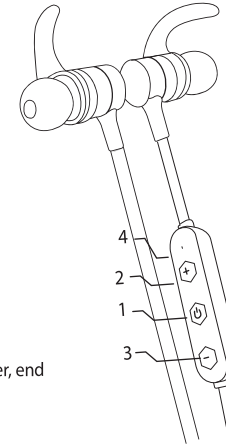


### POWER ON/OFF

Attach and detach the magnetic Earphones for simple and easy Power on and off functions.

### CONTROLS

- Multifunction Button (MFB) Answer, end reject call, Play, Pause, ON/OFF
- Next song/Volume up
- Previous song/Volume down
- Microphone



### PLEASE READ THESE INSTRUCTIONS CAREFULLY BEFORE USING YOUR WIRELESS EARPHONES. KEEP THESE INSTRUCTIONS FOR FUTURE REFERENCE.

Your wireless earphones has an internal rechargeable battery. Improper usage may result in the wireless earphones becoming hot, ignite or burst and cause injury if exposed to conditions of abuse. Be sure to follow the safety warnings listed below:

- Do not assemble, throw away or damage the wireless earphones.
- Store the wireless earphones in a dry place, keeping it away from damp corrosive materials and environments such as salt air.
- Keep the wireless earphones away from direct sunlight, fire, and high voltage equipment. Do not store the wireless earphones inside a car during hot weather. Remember a closed car acts as a greenhouse allowing the inside temperature to possibly reach over 200F.
- The wireless earphones are not toys. Please keep it out of the reach of young children.
- Please do not discard the wireless earphones. Consult your local waste collection agency for proper disposal or recycling methods. You may also contact "Call2Recycle" at 877-273-2925 or online at "call2Recycle.org" for a battery recycling drop off location near you.

### Charging the battery

This device has an internal, rechargeable battery.

- Plug the charger cable into the wireless earphones.
- Connect the charger to a USB power source. The red indicator light will display during charging.
- When the battery is fully charged, the red indicator light will turn off. Disconnect the charger from the USB power source and the wireless earphones. The fully charged battery has power for up to 4 of talk-time or up to 120 hours of standby time. However, the talk and standby times may vary when used with different devices, settings, and environments.

When the battery is low, the indicator will flash red, please charge it as soon as possible.

### 2. Instruction

#### Key Function

Power switch	Power on: Method 1: Separate the two sucked earpieces, the earphone will automatically power on. Method 2: Press and hold the Multifunction Button for 3 seconds, until the LED light flashes blue and red. In this way you have to make sure that the two earpieces are separating. Notice: If not paired , the earphone will turn off automatically after 5 minutes. Power off: Method 1: Suck the two separated earpieces, the earphone will power off. Method 2: Press and hold the Multifunction Button for 3 seconds, until the earphone power off. In this way, you have to make sure that the two earpieces are separating.
Pairing to Device	When powered on the earphone, the indicator flashed red and blue, it means the earphone is in pairing mode. (If it is powered on, press 2 seconds it will turn off.) Activate the Bluetooth® feature on your device, and set the device to search for wireless devices. (See the User manual for your device) The earphone will show on your device as EV-BT-EP. (If pass code is requested enter 0000) If the pair is successful, the earphone LED indicator will flash blue every 5 seconds. Once the earphone has paired with your device, no password will be need to reconnect.
Receive Hang up phone call	<b>To answer and end a call</b> Press the MFB key, or use the phone keys, (music will automatically pause during phone calls) <b>To reject a call</b> Press and hold MFB key for 2 seconds, once the call is rejected successfully, release the MFB key. Or use the phone keys. <b>Redial the last dialed out number</b> Press the Multifunction button twice quickly.
Play Pause	In music mode, press once to pause, and again to play, (music will automatically play when device receives phone call and will continue once call ends)
Next Song	In music mode, press the + button to play next track
Previous song	In music mode, press the - button press to play previous track
Volume Increase	Press and hold the + button to increase volume
Volume Decrease	Press and hold the - button to decrease volume

### LIMITED WARRANTY

ESI Cases & Accessories, Inc., warrants to the first consumer purchaser that this product, when shipped in its original container to the original purchaser will be free from defective workmanship and materials for one year and agrees that it will, at its option, either repair the defect and replace the defective product or part thereof at no charge to the purchaser for parts or labor for the time periods described.

This warranty does not apply to any appearance items of the product nor to the additional excluded item(s) set forth below nor at any product the exterior of which has been damaged or defaced which design or construction. The limited warranty described herein is in addition to an applicable law. ALL IMPLIED WARRANTIES INCLUDING THE WARRANTIES OF MERCHANTABILITY AND FITNESS FOR USE ARE LIMITED TO THE PERIOD FROM THE DATE OF ORIGINAL PURCHASE SET FORTH BELOW.

Some states do not allow limitations on how long an implied warranty lasts, so the above limitation may not apply to you. Neither the sales personnel of the seller nor any other person is authorized to make any warranties other than those described herein or to extend the duration of any warranties beyond the time period described herein on the behalf of ESI Cases & Accessories, Inc.

The warranties described herein shall be the sole and exclusive warranties granted by ESI Cases & Accessories, Inc. and shall be the sole and exclusive remedy available to the purchaser corrections of defects, in the manner and for the period of time described herein, shall constitute complete fulfillment of all liabilities and responsibilities of ESI Cases & Accessories, Inc. to the purchaser with respect to the product and shall constitute full satisfaction of all claims, whether based on contract negligence, strict liabilities and responsibilities of ESI Cases & Accessories, Inc. be liable or in any way responsible, for any incidental or consequential damages, so the above exclusion may not apply to you. THIS WARRANTY GIVES YOU SPECIFIC LEGAL RIGHTS. YOU MAY ALSO HAVE OTHER RIGHTS, WHICH VARY FROM STATE TO STATE.

Send product with \$11.95 shipping & handling fee to:

ESI Cases & Accessories Tech Support: (212) 883-8838  
 44 East 32nd Street TechSupport@ESICellular.com  
 New York, NY 10016