


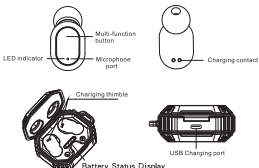




MODEL: BG6805

  <p>SURGE WATER-RESISTANT IPX-4 TRUE WIRELESS EARBUDS</p> 	<p>ITEM DESCRIPTION</p> <p>Thank you for purchasing the Body Glove® Surge Water-Resistant True Wireless Earbuds. For best use of this device, we recommend carefully reading this user manual and keeping it for your records.</p> <p>PACKAGE CONTENTS</p> <ul style="list-style-type: none"> - Surge Water-Resistant True Wireless Earbuds - Charging Cable - User Manual <p>IPX RATING:</p> <p>The IPX rating or Ingress Protection rating refers to the level of protection against water that can damage your device. IPX ratings range from 0-8, 0 being not protective and 8 being the most protective.</p> <p>This device has an IPX-4 rating. A rating of IPX-4 is water-resistant and can withstand sweat and splashes of water.</p> 	<p>WIRELESS CONNECTION</p> <ol style="list-style-type: none"> 1. Take out the earbuds from the fully charged case and the earbuds will automatically turn on. Press and hold the multi-function button for 3 seconds and the earbuds should flash alternately and should pair with one another. 2. Open the Bluetooth menu of your smartphone or Bluetooth device and search for new devices. Find "BG-BT-EB" in the Bluetooth list and select it to pair. When the pairing is successful the earbud will prompt for a successful connection. <p>Note: Once you have successfully paired the first time, your headphones should automatically pair to the same device when Bluetooth is enabled.</p> <p>PLAYING MUSIC</p> <ol style="list-style-type: none"> 1. Double-click the left or right earbud to Play/Pause music. 2. Single click the left earbud to play the reduce the volume. 3. Single click the right earbud to turn up the volume. 4. Triple-click the left earbud to play the previous song. 5. Triple-click the right earbud to play the next song. <p>Note: Press and hold the multi-function button on either earbud for 2 seconds to bring up your phones mobile assistant</p>	<p>CALLING OPTIONS</p> <ol style="list-style-type: none"> 1. When receiving a call, Double-click either earbud to answer the call. Once finished with the call, Double-click either earbud to end the call. 2. Press and hold for 2 seconds either earbud to reject an incoming call. 3. Press and hold any earbud for 2 seconds to activate your phone assistant. (if your phone has one) <p>CHARGING THE EARBUDS</p> <p>Place the earbuds into the fully charged charging case and the left and right earbuds have a light display on the case showing how charged the earbuds are. Leave earbuds in charging case until fully charged.</p> <p>CHARGING THE CHARGING CASE</p> <p>Plug the charging cable into the charging port of the case. Connect the charger to a USB power source.</p>
<p>Battery information</p> <p>Your device is powered by a rechargeable battery. The full performance of a new battery is achieved only after two to three complete charge and discharge cycles. The battery can be charged and discharged hundreds of times, but it will eventually wear out.</p> <p>Do not leave a fully charged battery connected to a charger, overcharging may shorten its lifetime. If left unused, a fully charged battery will lose its charge over time. Never use any charger that is damaged. Leaving the device in hot or cold places will reduce the capacity and lifetime of the battery. Optimal temperature for the battery is between 15°C and 25°C (59°F and 77°F). A device with a hot or cold battery may not work temporarily, even when the battery is fully charged.</p> <p>Do not dispose of batteries in a fire as they may explode. Batteries may also explode if damaged. Always dispose of batteries according to local regulations. Please recycle. Do not dispose as household waste.</p>  <p>BATTERY CAUTION: Do not disassemble, short circuit, or expose to fire or high temperature. Properly connect specified devices. Recycle battery according to local, state and national regulations.</p> <p>BODY GLOVE and the Hand Design trademark are registered trademarks throughout the world of Body Glove IP Holdings LP, New York, NY.</p> <p>The Bluetooth® word mark and logos are registered trademarks owned by the Bluetooth SIG, Inc.</p> <p>All other trademarks are property of their respective companies.</p>	<p>FCC Information</p> <p>This device complies with Part 15 of the FCC rules. Operation is subject to the following two conditions: (1) this device may not cause harmful interference, and (2) this device must accept any interference received, including interference that may cause undesired operation. Federal Communications Commission (FCC) Statement. This Equipment has been tested and found to comply with the limits for a Class B digital device, pursuant to Part 15 of the FCC rules. These limits are designed to provide reasonable protection against harmful interference in a residential installation. This equipment generates, uses and can radiate radio frequency energy and, if not installed and used in accordance with the instructions, may cause harmful interference to radio communications. However, there is no guarantee that interference will not occur in a particular installation. If this equipment does cause harmful interference to radio or television reception, which can be determined by turning the equipment off and on, the user is encouraged to try to correct the interference by one or more of the following measures:</p> <ul style="list-style-type: none"> - Reorient or relocate the receiving antenna. - Increase the separation between the equipment and receiver. - Connect the equipment into an outlet on a circuit different from that to which the receiver is connected. - Consult the dealer or an experienced radio/TV technician for help. <p>Warning: Changes or modifications to this unit not expressly approved by the party responsible for compliance could void the user authority to operate the equipment. Tested to comply with FCC standard, FOR HOME OR OFFICE USE.</p> <p>FCC ID: 2AML6KR312B</p> <p>Warning :</p> <p>This equipment complies with FCC RF radiation exposure limits set forth for an uncontrolled environment. This device and its antenna(s) must not be co-located or conjunction with any other antenna or transmitter.</p>	<p>PLEASE READ THESE INSTRUCTIONS CAREFULLY BEFORE USING YOUR WIRELESS EARBUDS. KEEP THESE INSTRUCTIONS FOR FUTURE REFERENCE.</p> <p>Your WIRELESS EARBUDS has an internal rechargeable battery. Improper usage may result in the WIRELESS EARBUDS becoming hot, ignite or burst and cause injury if exposed to conditions of abuse. Be sure to follow the safety warnings listed below:</p> <ol style="list-style-type: none"> 1. Do not assemble, throw away or damage the WIRELESS EARBUDS. 2. Store the WIRELESS EARBUDS in a dry place, keeping it away from damp corrosive materials and environments such as salt air. 3. Keep the WIRELESS EARBUDS away from direct sunlight, fire, and high voltage equipment. Do not store the WIRELESS EARBUDS inside a car during hot weather. Remember a closed car acts as a greenhouse allowing the inside temperature to possibly reach over 200F. 4. The WIRELESS EARBUDS are not toys. Please keep it out of the reach of young children. <p>Please do not discard this rechargeable device as trash. Consult your local waste collection agency for proper disposal or recycling methods. You may also contact "Call2Recycle" at 877-273-2925 or online at "Call2Recycle.org" for a battery recycling drop off location near you.</p>  <p>It may damage your hearing if you listen with high volume for a long time. It is recommended you use the lowest volume possible for listening to music.</p>	<p>LIMITED WARRANTY</p> <p>ESI Cases & Accessories, Inc., warrants to the first consumer purchaser that this product, when shipped in its original container to the original purchaser will be free from defective workmanship and materials for one year and agrees that it will, at its option, either repair the defect or replace the defective product or part thereof at no charge to the purchaser for parts or labor for the time periods described.</p> <p>This warranty does not apply to any appearance items of the product nor to the additional excluded item(s) set forth below nor at any product the exterior of which has been damaged or defaced which design or construction. The limited warranty described herein is in addition to an applicable law. ALL IMPLIED WARRANTIES INCLUDING THE WARRANTIES OF MERCHANTABILITY AND FITNESS FOR USE ARE LIMITED TO THE PERIOD FROM THE DATE OF ORIGINAL PURCHASE SET FORTH BELOW.</p> <p>Some states do not allow limitations on how long an implied warranty lasts, so the above limitation may not apply to you. Neither the sales personnel of the seller nor any other person is authorized to make any warranties other than those described herein or to extend the duration of any warranties beyond the time period described herein on the behalf of ESI Cases & Accessories, Inc.</p> <p>The warranties described herein shall be the sole and exclusive warranties granted by ESI Cases & Accessories, Inc. and shall be the sole and exclusive remedy available to the purchaser corrections of defects, in the manner and for the period of time described herein, shall constitute complete fulfillment of all liabilities and responsibilities of ESI Cases & Accessories, Inc. to the purchaser with respect to the product and shall constitute full satisfaction of all claims, whether based on contract negligence, strict liabilities and responsibilities of ESI Cases & Accessories, Inc. be liable or in any way responsible, for any incidental or consequential damages, so the above exclusion may not apply to you. THIS WARRANTY GIVES YOU SPECIFIC LEGAL RIGHTS. YOU MAY ALSO HAVE OTHER RIGHTS, WHICH VARY FROM STATE TO STATE.</p> <p>This warranty does not cover cables that have become frayed, cracked, or broken from use. The user should immediately replace this, or any charge cable that has become frayed, cracked, or broken, as it may constitute a serious safety risk, including electrocution, if it is continued to be used.</p> <p>Send product with \$11.95 shipping & handling fee to: Manufactured By ESI Cases & Accessories, One Gateway Center, Suite 2600 Newark, NJ 07102 TechSupport@ESICellular.com</p>

VENDOR ADD FCC ID AND MAKE ITEM NAME "BG-BT-EB"

Anthony Campomizzi 6/14/2023