

WIRELESS GEAR®

TRUE WIRELESS STEREO EARBUDS



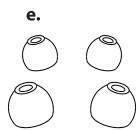
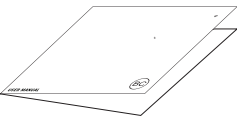

USER MANUAL

INTRODUCTION

Thank you for purchasing the WIRELESS GEAR® True Wireless Earbuds. For best use of this device, we recommend carefully reading this user manual and keeping it for your records.

Package contains:

- a. Wireless Two Earbuds
- b. Charging case
- c. USB charging cable
- d. User manual
- e. Ear gels



Bluetooth Pairing:

Using a pair of earbuds :

Step 1: Open the upper cover of the charging box and take out the earbuds, then the earbuds are automatic pairing.

Step 2: Now the Left and Right earbuds flash blue and red, and then either one earbud will flash blue every few seconds once the two earbuds paired with each other successfully.

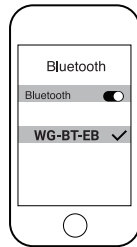
Step 3: The earbuds are now ready to get paired with your Bluetooth device via the Bluetooth menu in your smartphone or another Bluetooth device. Simply open up the Bluetooth function on your phone device, select the pairing name "WG-BT-EB" from the list of Bluetooth devices found, pair your earbuds with your phone.

Step 4: Listen to music and enjoy it. Single click the Left/Right earbud to Play/Pause music. Double-click the left earbud to play the previous song, double-click the right earbud to play the next song.

Step 5: Single click any one earbud to answer an incoming call, then single click any one earbud again to end the call. Long press either one earbud for 2 seconds to reject an incoming call. Thrice-click either one earbud to redial last dialled number.

Step 6: Long press any one earbud to activate Siri.

Note: When in a call you can listen from both earbuds but only the master earbuds can talk.



Automatic pairing:

After the earbuds are paired once with your device, next time the pairing will be done automatically. In other words, you do not need to look for your Bluetooth device the next time you wish to pair them with your device. The earbuds are paired with your phone or Bluetooth device automatically when turned on again.

Note: When the earbuds on, if not paired to your device, the earbuds will automatically power off in a few minutes.

Charging the earbuds.

Place the earbuds into the charging case, the LED indicator of earbuds will be solid red during charging, the LED indicator of charging case will be solid white. When the earbuds is fully charged, the indicator will turn off. Long press the button on charging case to stop charging the earbuds, and single press again to recharging the earbuds.

Charging the charging case

Please plug the charging cable into the charging port of the case, connect the charger to a USB power source, the charging case will flash white during charging. If charging does not start, disconnect the charger plug it in again and try. Charging the battery may take hours.

When the battery of the charging case is fully charged, the four indicator light on the charging case will be solid white.

Disconnect charger from the USB power source and the charging case.



Device Safety

- Your True Wireless Earbuds have internal rechargeable batteries. Improper usage may result in the Earbuds becoming hot, ignite or burst and cause injury if exposed to conditions of abuse.
- Do not disassemble, throw away or damage the True Wireless Earbuds.
- Store the True Wireless Earbuds in a dry place, keeping them away from damp corrosive materials and environments such as salt air.
- Keep the True Wireless Earbuds away from direct sunlight, fire and high voltage equipment. Do not store the True Wireless Earbuds inside a car during hot weather. Remember a closed car acts as a green house allowing the inside to reach high temperatures.
- The True Wireless Earbuds are not a toy. Please keep them out of the reach of young children.
- Please do not discard the True Wireless Earbuds. Consult your local waste collection agency for proper disposal or recycling methods. You may also contact "Call2Recycle" at 877-273-2925 or online at "call2recycle.org" for a battery recycling drop off location near you.

Additional information.

Make sure the earbuds are paired before use and the Bluetooth function is activated on your phone. Make sure the earbuds are charged before use. Safety use of the lithium battery. The lithium batteries inside these products are not removable, do not attempt to remove these batteries.



Battery Information

Your earbuds are powered by a rechargeable batteries. The full performance of new batteries is achieved only after two to three complete charge and discharge cycles. The batteries can be charged and discharged hundreds of times, but it will eventually wear out.

- Do not leave a fully charged earbuds connected to a charger, overcharging may shorten their lifetime. If left unused, fully charged earbud batteries will lose their charge over time.
- Never use any charger that is damaged.
- Leaving the device in hot or cold places will reduce the capacity and lifetime of the batteries. Optimal temperature for the batteries is between 59°F and 77°F. A device with a hot or cold batteries may not work temporarily, even when the batteries are fully charged.
- Do not dispose of batteries in a fire as they may explode. Batteries may also explode if damaged. Always dispose of batteries according to local regulations. Please recycle. Do not dispose as household waste.

Technical Support

Techsupport@esicellular.com or call (212) 883-8838

ESI Cases & Accessories

One Gateway Center, Suite 2600 Newark, NJ 07102

Wireless Gear® is a registered trademark of ESI Cases & Accessories.

All other trademarks are the property of their Respective companies.

The Bluetooth® word mark and logos are registered trademarks owned by the Bluetooth SIG, Inc.



It may damage your hearing if you listen with high volume for a long time. It is recommended you use the lowest volume possible for listening to music.

FCC Information

This device complies with Part 15 of the FCC rules. Operation is subject to the following two conditions: (1) this device may not cause harmful interference, and (2) this device must accept any interference received; including interference that may cause undesired operation. Federal Communications Commission (FCC) Statement This Equipment has been tested and found to comply with the limits for a Class B digital device, pursuant to Part 15 of the FCC rules. These limits are designed to provide reasonable protection against harmful interference in a residential installation. This equipment generates, uses and can radiate radio frequency energy and, if not installed and used in accordance with the instructions, may cause harmful interference to radio communications. However, there is no guarantee that interference will not occur in a particular installation. If this equipment does cause harmful interference to radio or television reception, which can be determined by turning the equipment off and on, the user is encouraged to try to correct the interference by one or more of the following measures:

- Reorient or relocate the receiving antenna.
- Increase the separation between the equipment and receiver.
- Connect the equipment into an outlet on a circuit different from that to which the receiver is connected.
- Consult the dealer or an experienced radio/TV technician for help.

Warning: Changes or modifications to this unit not expressly approved by the party responsible for compliance could void the user authority to operate the equipment. Tested to comply with FCC standard. FOR HOME OR OFFICE USE.

Warning:

This equipment complies with FCC RF radiation exposure limits set forth for an uncontrolled environment. This device and its antenna(s) must not be co-located or conjunction with any other antenna or transmitter.

Limited Warranty

ESI Cases and Accessories warrants to the first consumer purchaser that this product, when shipped in its original container to the original purchaser, will be free from defective workmanship and materials for one year and agrees that it will, at its option, either repair the defect or replace the defective product or part thereof at no charge to the purchaser for parts or labor for the time periods described.

This warranty does not apply to any appearance items of the product nor to the additional excluded item(s) set forth below nor to any product the exterior of which has been damaged or defaced which has been subjected to misuse, abnormal service or handling or which has been altered or modified in design or construction. The limited warranty described herein is in addition to an applicable law. ALL IMPLIED WARRANTIES INCLUDING THE WARRANTIES OF MERCHANTABILITY AND FITNESS FOR USE ARE LIMITED TO THE PERIOD FROM THE DATE OF ORIGINAL PURCHASE SET FORTH BELOW. Some states do not allow limitations on how long an implied warranty last, so the above limitation may not apply to you. Neither the sales personnel of the seller nor any other person is authorized to make any warranties other than those described herein or to extend the duration of any warranties beyond the time period described herein on the behalf of ESI Cases and Accessories.

The warranties described herein shall be the sole and exclusive warranties granted by ESI Cases and Accessories and shall be the sole and exclusive remedy available to the purchaser corrections of defects, in the manner and for the period of time described herein, shall constitute complete fulfillment of all liabilities and responsibilities of ESI Cases and Accessories to the purchaser with respect to the product and shall constitute full satisfaction of all claims, whether based on contract negligence, strict liability or otherwise. In no event shall ESI Cases and Accessories be liable or in any way responsible, for any incidental or consequential economic or property damage. Some states do not allow the exclusion of incidental or consequential damages, so the above exclusion may not apply to you. THIS WARRANTY GIVES YOU SPECIFIC LEGAL RIGHTS. YOU MAY ALSO HAVE OTHER RIGHTS, WHICH VARY FROM STATE TO STATE.

This warranty does not cover cables that have become frayed, cracked, or broken from use. The user should immediately replace this, or any, charge cable that has become frayed, cracked, or broken, as it may constitute a serious safety risk, including electrocution, if it is continued to be used.

Send device with the product to:

Manufactured by ESI Cases & Accessories
One Gateway Center, Suite 2600 Newark, NJ 07102

*Enclose proof of purchase and \$11.95 for Shipping and Handling.

VENDOR: PLEASE ADD FCC ID