


Test setup photos of EUT

1. Orthogonal plane of EUT


- The testing was set in the three orthogonal planes and measured for each position (X, Y, Z).

R750


X-axis



Y-axis




Z-axis




R420


X-axis



Y-axis



Z-axis



2. Photo of Radiated Spurious Emission Test (Below 1 GHz)

R750



R420



R750




R420



3. Photo of Radiated Spurious Emission Test (Above 1 GHz)

R750



R420

